

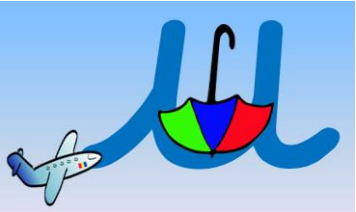



Letter Formation - ck, e, u, r

This week the children have begun learning the first four sounds as part Letters and Sounds phonics. As we teach the children each sound, they are taught what it looks like as well as how to write it. At St John's we teach the children cursive handwriting which involves each letter starting from the line. To help the children remember how to form each letter we have introduced a little saying. You can practise this at home with your child!

			
<p>ck</p>	<p>e</p>	<p>u</p>	<p>r</p>
<p>Take off, over to caterpillar's head, around his body, under his bottom and off again! Take off, up hiyaaaa up, down, around karate kick, kick out and off again!</p>	<p>Take off, around the egg and off again!</p>	<p>Take off, up, under the umbrella, up, down and off again!</p>	<p>Take off, up the rose, down the rose, over the rose!</p>

ck ck ck

e e e

u u u

r r r