





Letter Formation - i, n, m, d

This week the children have begun learning the first four sounds as part Letters and Sounds phonics. As we teach the children each sound, they are taught what it looks like as well as how to write it. At St John's we teach the children cursive handwriting which involves each letter starting from the line. To help the children remember how to form each letter we have introduced a little saying. You can practise this at home with your child!

			
<i>i</i>	<i>n</i>	<i>m</i>	<i>d</i>
<i>Take off, up, down and score the goal!</i>	<i>Take off, up, down, over the North Pole and off again!</i>	<i>Take off, up, down, over the Moon, over Mars and off again!</i>	<i>Take off, over the dinosaur's back, around his tummy, up his neck, down and off again!</i>

i i i

n n n

m m m

d d d
