



Spelling Zappers

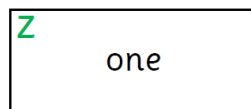
This year we will be using 'Spelling Zappers' to help our KS1 children become successful and confident spellers.

A Spelling Zapper is a grid with 9 words for your child to learn to spell. These words will be personalised for your child and they may take as long as they need to learn them.

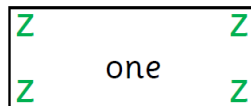
one	only	who
there	many	night
first	could	talk

How Spelling Zappers Work

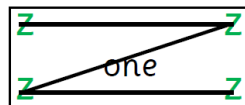
Your child will bring home their Spelling Zapper to start practising their 9 words (Please keep it in their reading diary in their book-bag). When you feel they are ready, you (or grandparents, older siblings...) can check they can spell the words correctly. Each time a word is spelt correctly a small 'z' is put in the corner of that rectangle.



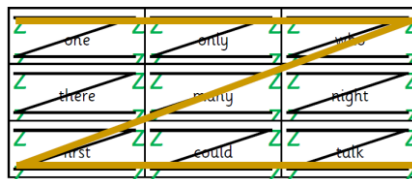
They can be checked on as many of the 9 words as you like at a time, but can't be zapped on the same word more than once in a day. They continue daily zapping until all four corners are filled.



On the 5th zap a large 'Z' covers the whole rectangle.



When all of the squares have the 5th zap your child can bring their zapper into school, where the teacher/ teaching assistant/ adult helper will check your child can spell the words. If they spell them all correctly they will achieve a golden 'Z' across the whole grid. Your child will then be given a new set of 9 words to start learning.



If you have a free afternoon/ hour and would like to be a Spelling Zapper helper in your child's class please see the class teacher.