


# ON-LINE SAFETY

WEDNESDAY 27<sup>TH</sup> FEBRUARY 2019



CONTROL YOUR HOME  
from anywhere in the world!



# OUTCOMES

- ✓ How we teach on-line safety at school
- ✓ Internet filtering
- ✓ On-line safety in the home
- ✓ Keeping your children informed, educated resilient and safe as they grow

# INTERNET SAFETY AT NELMES

On line safety lessons – what would you if?

SMART Rules

Internet Safety Day

Assemblies

KS1 and KS2 E safety videos

As and when issues may occur

Relationship programme – wider context of emotional well being and supportive strategies

# NELMES INTERNET FILTERING



Internet filtering is essential to keeping children and staff safe when going online

Has the educational filtered secure broadband connectivity through the LGfL and so connects to the 'private' National Education Network;

While nothing online can be guaranteed 100% safe, LGfL pride themselves on providing most up to date filtering system available and responding quickly to rectify issues. Approximately 50-60 new sites a day are categorised and the protection of schools is an on-going process;

Uses the LGfL Net Sweeper filtering system which blocks sites that fall into categories such as pornography, race hatred, gaming, sites of an illegal nature, etc. All changes to the filtering policy is logged and only available to staff with the approved 'web filtering management' status;

Blocks all Chat rooms and social networking sites except those that are part of an educational network or approved Learning Platform;

Has blocked pupil access to music download or shopping sites

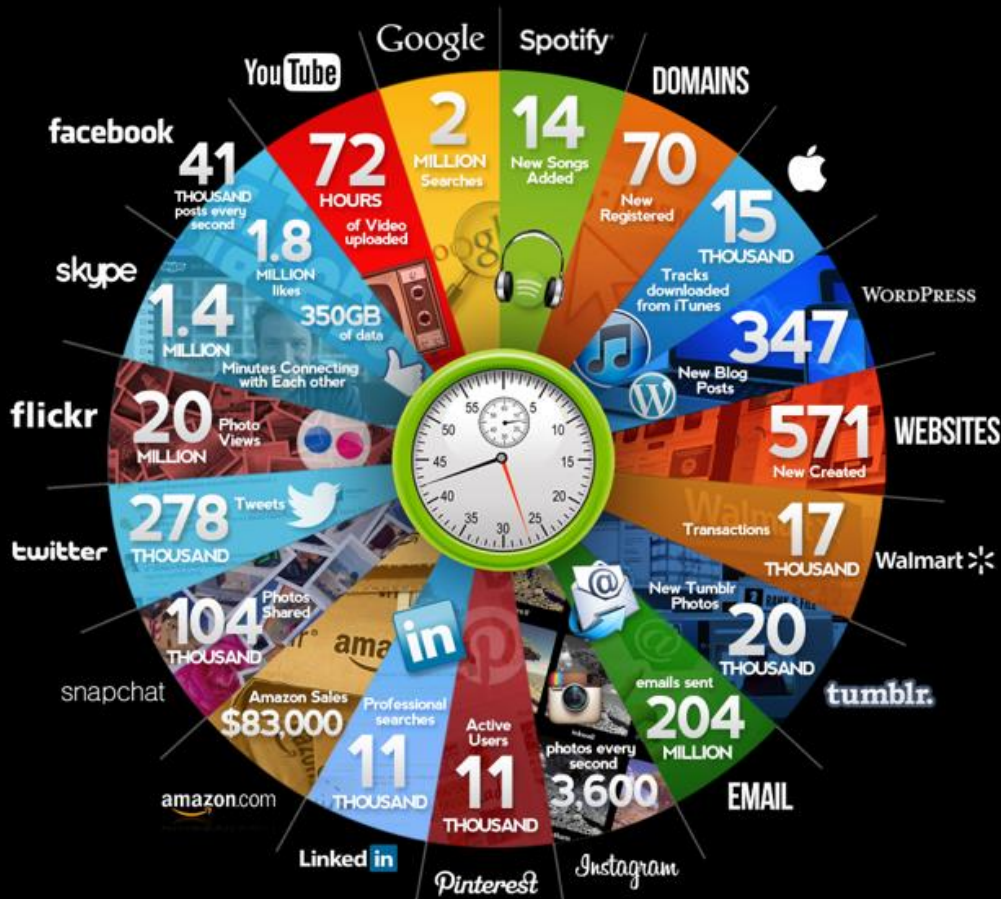
Plans the curriculum context for Internet use to match pupils' ability, using child-friendly search engines where more open Internet searching is required; e.g. [yahoo for kids](#) or [ask for kids](#) , Google Safe Search , .....

For information on Internet filtering at home visit :<http://www.internetmatters.org/>




# ONLINE IN **60** SECONDS

ON THE INTERNET, WE ALL KNOW THINGS CAN MOVE AT A LIGHTNING-FAST PACE. IN JUST A MINUTE, YOU CAN READ THROUGH AND COMPOSE A FEW TWEETS ALONG WITH LOOK AT DOZENS OF FACEBOOK PHOTOS. THAT SAID, WE'VE PULLED TOGETHER THIS INFOGRAPHIC TO GIVE YOU AN UPDATED VIEW OF EVERYTHING THAT HAPPENS ONLINE IN 60 SECONDS DURING 2013.




# What tech Is your family using?

# **BENEFITS OF ONLINE ACCESS FOR CHILDREN**

- ✓ **Supports homework and revision**
  - ✓ **Can enhance achievement**
  - ✓ **Can make learning fun and interactive**
  - ✓ **Provides access to a wide range of sources**
  - ✓ **Connects learning from home and school**
  - ✓ **Children can keep in touch with friends – particularly when they change schools**
  - ✓ **Develops digital skills**
- 

## **CONCERNS**


- ✓ **Access to inappropriate material**
  - ✓ **Cyber bullying**
  - ✓ **Grooming**
  - ✓ **Sexting**
  - ✓ **Radicalism and extremism**
  - ✓ **Can promote unhealthy behaviours**
- 



## **CONCERNS**

- ✓ **Excessive use – gaming, social media etc**
- ✓ **Limits human interactions – including limiting language development for younger children**
- ✓ **Negative effects on self esteem**
- ✓ **Friendship issues**
- ✓ **Impact on family dynamics**

# **WAYS OF EDUCATING AND KEEPING YOUR CHILDREN SAFE ON-LINE**

- ✓ **Child friendly search engines**
  - ✓ **Filter friendly WiFi – see links on school website**
  - ✓ **On-line safety on line advice e.g. [ConnectSafely.org](https://www.connectsafely.org)**
  - ✓ **Use technology in a shared family room**
  - ✓ **Limit time – digital free days**
  - ✓ **Follow SMART rules at home e.g. tell someone**
  - ✓ **Be kind on line**
- 

## KEEPING SAFE.....

- ✓ Use social media/gaming etc age limits
- ✓ Check your child's use – monitor **regularly**
- ✓ Talk and listen to your children about their on-line use and your own
- ✓ Model safe on line behaviour – sharing personal information, positive interactions
- ✓ Over Sharing personal information – do you ever seek consent?
- ✓ Awareness of use changing as your children get older
- ✓ Remember nothing is private and nobody's life is perfect!

# WHAT DO CHILDREN THINK ABOUT SOCIAL MEDIA AND SHARING INFORMATION

Should parents ask permission before sharing and at what age?

“I don’t think they should because my mum and dad only post things that is a good memory of they know that I’m proud of.”

“Yes, because it is not of the parents so they should ask as the picture might be private and it will be there forever.”

“Yes, because we ask them and if they post something embarrassing it could affect us because our friends laugh at it.”

“The age [for sharing] should be 8+ because you are much more conscious of yourself.”

“[for sharing] when they have the app because I don’t want strangers knowing about my life.”

“[for sharing] as soon as possible because it could be embarrassing, personal and the child just doesn’t want it to be shared.”

*Most children are generally happy for photos etc to be shared but they want to be asked and included in the conversation.*