









FEATURES	S90 SHUTTLE XL
ITL ENGINE 	
No. of Cylinders / Capacity (cc) / Emissions Level	4/ 4087/ CRDi Stage V
After Treatment System	DOC + DPF + SCR (Ad Blu)
Rated Engine Power (kw/Hp)	90
Rated Engine Speed	2200
Max. Torque (Nm)	375@1400 Rpm
Aspiration	Turbocharged
Intercooler	●
Air Cleaner	Dual Stage Dry Type
Block Heater	○
Updraft Exhaust Pipe	●
Downdraft Exhaust Pipe	○
Fuel Tank Capacity (L)	116
DEF Tank Capacity (L)	12
TRANSMISSION 	
Transmission Type	Auto Shift and Auto Shuttle
Transmission Speed	12F+12R, 20F+20R with Creeper
FRONT AXLE 	
4WD Front Axle	●
Differential Lock	Mechanical
4WD Actuation	Electro Hydraulic
Brake Actuation	Hydraulic Assisted
PTO 	
PTO Type	Mechanical
540/540E	●
540/1000	○
540/Ground Speed	○
HYDRAULIC 	
Hydraulic Pump Flow (LPM)	56
Draft Control	●
Liftomatic System	●
Lift Capacity	3000 Kg / 3500 Kg (Opt.)
Linkage Category	II
Self Locking Linkages	○
Max. no. of Rear Remotes	2/3 (Opt.)
Max. no. of Mid Remotes	○
Mechanical Joystick Control for Mid Mounts with Valves	1 (Opt.)

● Standard ○ Optional

*Data and specifications are subject to change without any advance notice due to continuous product improvement and development. All Dimensions are with standard tyres.

FEATURES		S90 SHUTTLE XL
REAR HITCHES		
E-Mark Swinging Drawbar		●
Semi Automatic Ladder Hitch		○
Automatic Ladder Hitch		○
Cuna Type Ladder Hitch		○
TRAILER BRAKES 		
Without Trailer Brakes		●
Hydraulic Trailer Brakes (DHTB)		○
Dual Line Pneumatic Trailer Brakes		○
ELECTRICALS (ROPS/CAB) 		
Battery		130AH 800CCA
Alternator		ROPS: 90A / Cab: 120A
Button Operated Battery Cut off Switch, 3 Pinsocket, Seven On Trailer Socket		●
OPERATOR ENVIRONMENT		
Suspended Platform (with ROPS)		●
Premium Driver Seat		○
Tiltable & Telescopic Steering		●
Integrated Loader Joystick		○
Cabin Air Conditioning (With Cabin)		○
DIMENSIONS (ROPS/CAB) 		
Wheelbase (mm)		2340
Overall Height (mm)		2710
Overall Width (mm)		2035
Overall Length (mm)		3950-4180
Front Track Width (mm)		1670
Rear Track Width (mm)		1500
Ground Clearance (mm)		420
Unladen Mass (Kg)		3945
Tyre Combination		320/85R24 & 460/85R30
OPTIONAL TYRE COMBINATIONS		
Bias Tyres (4WD)	Front Tyres	12.4-24 13.6*24
	Rear Tyres	13.6-38 16.9*34
Radial Tyres (4WD)		12.4x24 & 18.4x30
		320/70R24 & 480/70R30
		360/85R24 & 460/85R30
		420/65R24 & 540/65 R34
		280/85R24 AGRIMAX RT855 E 115A8/B SPL
		420/85R30 AGRIMAX RT855 E 140A8/B SPL



HIGH-TECH CABIN FOR UNMATCHED COMFORT & CONTROL



INTERNATIONAL TRACTORS LIMITED

International Business Office: Teri School of Advanced Studies, Plot No.10, Institutional Area, Vasant Kunj, New Delhi-110070 (India)
Phone: +91 11 66 45 5200 | Work: Jalandhar Road, Hoshiarpur - 146022, Punjab (India) | Phone: +91-01882-522220/ 522221
Fax: +91- 01882-522222 | Email: info@solisworld.com | URL: www.solistractors.com

www.solistractors.com





SHIFT SEAMLESSLY WITH AUTO SHUTTLE & AUTO SHIFT TRANSMISSION

S90 is a true heavyweight built for the toughest jobs in the field. With its powerful engine and high torque output, this tractor delivers unmatched pulling power and efficiency. With auto shuttle & auto shift transmission, you experience effortless gear and direction changes. This helps you work faster and more efficiently with less fatigue.



KEY FEATURES

New High-Tech Cabin

A 4-post cabin with panoramic view, plush interiors, and noise insulation comfort meets bold design.




S-Command Center

Modern, intuitive console with real-time displays and innovative controls designed for total ease and precision.

S-Boost Hydraulics

Lift to 3,000 kg with ease, with an optional upgrade to 3,500 kg. Fast, smooth, and reliable, it's built to handle heavy implements effortlessly.



Smooth Auto Shuttle & Auto Shift Transmission

Auto shuttle & auto shift transmission with 12F+12R, 20F+20R with creeper (optional) ensures you have the right speed for any task, big or small.

Powerful S-Tech Engine

The CRDi Stage V engine delivers high torque, cleaner emissions, and improved fuel efficiency, built for peak performance on every terrain.

