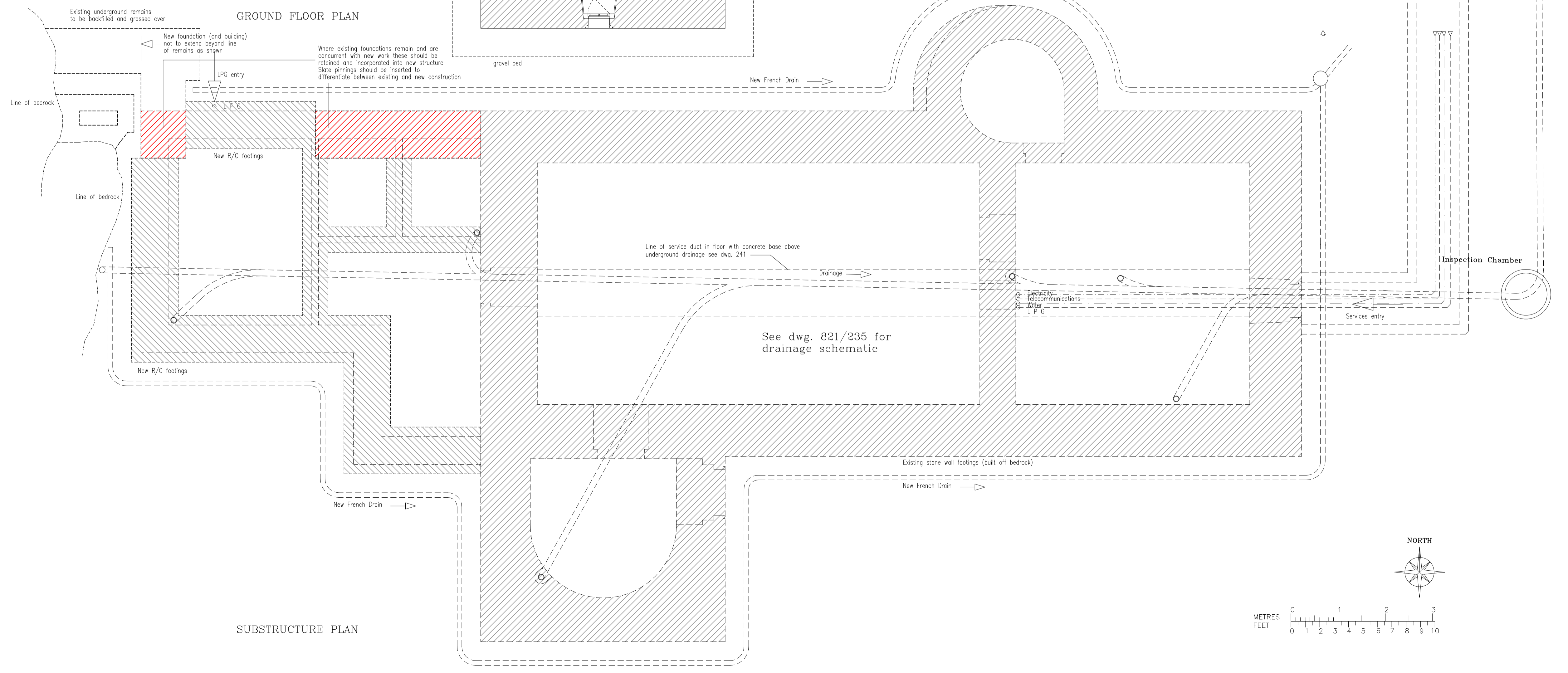


See dwgs. 821/025 to 028 for details of New Extension

GROUND FLOOR PLAN



SUBSTRUCTURE PLAN

See dwg. 821/235 for drainage schematic


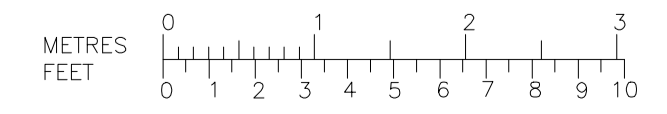
Do not scale. Work to figured dimensions only. Check dimensions on site. Clarify discrepancies and ambiguities with architects prior to construction of the works. Drawings to be read in conjunction with all relevant specifications and schedules. Copyright reserved.



LIBERTON HOUSE, 73 LIBERTON DRIVE EDINBURGH EH16 6NP TEL: 0131-467-7777 FAX: 0131-467-7774

Project
FENTON TOWER
Client
FENTON TOWER LTD.

Drawing Title
Proposed Sub-Structure and GROUND FLOOR PLANS



Date	Scale	Site
April '00	1:50	A1
Project no.	Drawing no.	Rev
821	121	G