



TfL Travel for Life and Road Safety Week

Road Safety Week is a week-long event across the UK to involve people in taking action for safer roads. It takes place from 19th - 25th November 2023 and the theme this year is 'Let's talk about speed'.

Organised by Brake, Road Safety Week is the biggest annual road safety campaign in the UK and is a brilliant time for schools to help children, young people and parents to learn about why road safety matters, and how to stay safe when travelling to school. To support schools throughout Road Safety Week, there's a range of 'TfL Travel for Life' resources available on their website and an action pack you can download.







Did you know that taking part in Road Safety Week can also help count towards your 'TfL Travel for Life' Accreditation? There are many road safety activities on the 'TfL Travel for Life' website that can help you to highlight Road Safety Week. Simply select the 'TfL Travel for Life' Activity Cards that correspond to the activity you're running in school, tell your story and keep working towards your next 'TfL Travel for Life' accreditation.


To do this, sign into your 'TfL Travel for Life' Online account, select the activity from the list and click on 'Tell your story'. You can include photos, posters, newsletters, risk-assessments and other relevant documents to show how your activity was completed. You can then publish your story in the 'Stories' section to share your achievements.



See the list below for our suggestions of [‘TfL Travel for Life’ Activity Cards](#) that align with Road Safety Week.

	EXAMPLE ACTIVITY	‘TFL TRAVEL FOR LIFE’ ACTIVITY CARD
 CONSULTATION	Work with your TfL Explorers Ambassadors and school travel working group to decide on and plan activities for during the week.	Pupil Involvement
 PARTNERSHIP	You could contact your local safer transport police team, or safer schools police officer to come and deliver a talk on road safety for your pupils	Working with local police
 PROMOTION	Display posters about Road Safety Week, include information in school newsletters, and promote via Social Media	Communicating with parents/carers
 ROAD SAFETY	Teach pupils the importance of being bright and being seen throughout the winter and host a ‘brighten your bag’ competition.	Brighten your bag
	Speak to your borough about organising some pedestrian skills training for pupils	Pedestrian skills training
	Hold an art competition to create a comic strip about road safety. The winning entry could be published in your school newsletter.	Comic Strip Competition
	Run a road safety obstacle course to help your pupils understand the dangers of using mobile technology on the roads.	Road Safety Obstacle course



EXAMPLE ACTIVITY	'TfL TRAVEL FOR LIFE' ACTIVITY CARD
<p>Hold a road safety talk in assembly. This could be delivered by yourself or led by your pupils! Your JTA pupils/ 'TfL Travel for Life' Leaders could present to the rest of the school.</p>	<p><u>Road Safety Talks</u></p>
<p></p> <p>CURRICULUM</p>	<p><u>TfL Discoverers</u></p>
<p>Use the road safety debate resource to get your students thinking about the dangers of distractions on the roads.</p>	<p><u>Road Safety debate</u></p>
<p>Use the Road Safety Week form activity resource with secondary students. Highlight some of the key factors in road collisions and how to avoid them.</p>	<p><u>Road Safety Week form time activity</u></p>