





KS2 – Remote Learning and Resource Grid 2021

KEY STAGE:	Topic and Curriculum link:	STARS Activities:	External links and resources:
<p>KS2</p>  <p>ENVIRONMENT</p>	<p>Environment:</p> <ul style="list-style-type: none"> • Geography • Art • D&T <p><i>Air Pollution halved during the first day of UK Coronavirus lockdown, proving the impact emissions from vehicles can have on the environment. Since then, many people have discovered the joys of walking and cycling, seeing their local areas in a new light!</i></p>	<p>STARS – Activity E1: Competition 2021- LTM</p> <p>Our world has changed in many ways in the last year. Create an art piece to show how you can make changes to your travel to help improve the environment.</p> <p>-Create a piece that showcases a city of the future. Think solar energy and zero emissions!</p> <p>-Create a piece to demonstrate how everything we do as individuals can make a difference.</p> <p>COMPETITION DETAILS AND ENTRY</p>	<p>Activity E2: RECYCLING: Reduce, Reuse and Reduce.</p> <p>We need to change our throwaway culture. We need your help to do it. Think again – it might be useful! There are lots of ways to reuse things yourselves without throwing them away. Things that you can do and also ways you can encourage other people to do.</p> <p>Supporting Links: Recycling Recycling Guide Website * Additional External Site</p> <p>Activity E3: Eco-Schools</p> <p>Eco-Schools develops pupils’ skills, raises environmental awareness, improves the school environment and creates financial savings for schools as well as a whole host of other benefits.</p> <p>Supporting Links: Seven Steps Activity</p> 
<p>KS2</p>  <p>ROAD SAFETY</p>	<p>Road Safety</p> <ul style="list-style-type: none"> • Art • Literacy <p><i>Minimising road danger and raising awareness of distractions are key to creating streets where everyone feels safe walking, cycling and using public transport.</i></p>	<p>STARS Activity RS1: Just a Journey</p> <p>The resource is aimed at children aged 7 to 11.</p> <p>‘No longer infants, they are beginning to seek independence and take responsibility for their actions’ Just a Journey? Is designed to help teachers and road safety professionals engage children in debate and promote understanding of consequences of choices made on or near roads. It covers the main road safety issues relevant to this age group.</p> <p>Activity RS2: In-School Campaign planning for 2021-2022</p> <p>Road Safety Week is an annual event that takes place in November coordinated by Brake. The awareness week aims to inspire communities to take action on road safety and promote life-saving messages. Begin to consider and plan for a road safety day during the summer term. An opportunity to revisit safer travel and awareness.</p> <p>Supporting Links: Road Safety Week</p>	<p>Activity RS3: Road Safety Heroes</p> <p>Road Safety Heroes is an online resource designed to help school children learn about safety on and around roads, Your school can take part in this excellent resource by the RSH scheme to your pupils.</p> <p>Supporting Links: Be Bright, Be Seen – online game Road Safety Heroes Challenge</p> <p>Activity RS4: Think</p> <p>With many people having enjoyed more walking and cycling during lockdown, and families being asked to consider whether they can walk or cycle as pupils begin returning to school, now is a great time to bring road safety to life for children.</p> <p>Supporting Links:</p>  <p>Curriculum Map First Journeys – Film Take the Lead – game Think resources Lesson Plan – Be Bright, Be Seen Lesson Plan – Crossing the road safely on your own Lesson Plan – Crossing the road safely with an adult Lesson Plan – Cycle Safely</p>

KS2



ACTIVE TRAVEL

Step 3 - Active Travel

- Geography
- Maths
- Active Travel and PSHE
- Literacy

Londoners make 3.6 million daily journeys by motorised transport that could be walked, at least in part. There are many health, social and environmental benefits of travelling more actively – did you know walking or cycling can reduce stress, anger and tiredness?

STARS – Activity AT1: [Active Walking Chart](#)

Walking and cycling are great ways to travel to school. Staying active at home is a fun way to prepare for the school journeys you will be taking with your parent or carer. As a family, complete the Active Reward Card to stay motivated and encourage each other to keep active.

Activity AT1: [Sustrans – The Big Pedal](#)

Sustrans Big Pedal will run for 10 days from 19-30 April and is open to all primary and secondary school in the UK, including SEN schools.

Join in for one, five or ten days between 19 and 30 April 2021 to be in with a chance of winning fabulous prizes every day.

Supporting Links:

The supporting links provide some further resources including an information flyer, information power point and information sheet:

[The Big Pedal](#)



Activity AT3: [Bikeability](#)

Tools for Schools is a suite of cross-curricular resources to help schools (EYFS - KS3) to engage with Bikeability more easily, either with, or independent of the practical training. The resources are intended to inspire and excite all children and young people of all abilities about the benefits of cycling (to them and the environment).

Supporting Links:

The supporting links offer prompts and pupil resources suitable for starter activities, consolidation of learning or to support full lessons providing high quality learning opportunities for all.

[Learning resources](#)

Activity AT2: [WOW * School Sign-Up Required](#)

WOW – ‘the year round walk’

WOW is a pupil-led initiative where children self-report how they get to school every day using the interactive WOW Travel Tracker. If they travel sustainably (walk, cycle or scoot) once a week for a month, they get rewarded with a badge.

Supporting Links:

[Walk to School | Primary schools | Living Streets](#)

Activity AT5: [Bright Kidz](#)

Active travel initiatives for children are a key way to help them develop good travel habits for life so here we are offering plenty of ideas.

Walking, cycling, scooting are ideal ways to travel and schemes featured here such as Park and Stride or Walking Buses are a good way to kick start this habit. For longer distances, public transport or shared car use is better than everyone coming by car so these initiatives feature too. Road safety education helps children to be safe near traffic and can engage adults indirectly. We’ve extra tips on how to ‘be bright be seen’ and why and when it matters.

LTM Activity AT3: [Time Travellers](#)

Pupils will imagine they are time travellers, transported back to Victorian London to witness the introduction of the omnibus, and imagine conversations between passengers:

Find out about transport in the past. Tell pupils they are going to travel back in time to find out about the early days of one mode of transport. Ask students to choose a vehicle and find out about it, using books; or pictures from London Transport Museum’s collection using [Pages 3-7](#) or students can even design their own transport ‘top trumps’ cards on [Pages 9-10](#)