

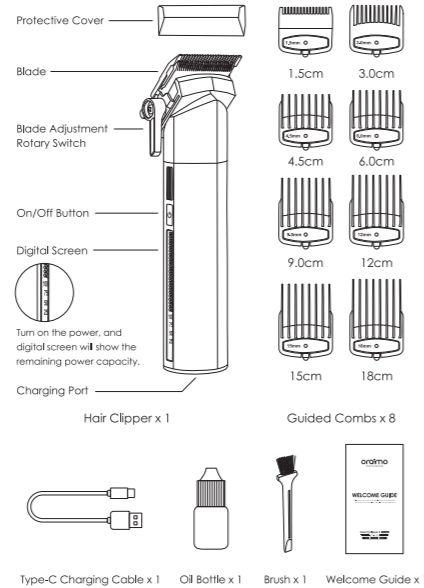


WELCOME GUIDE

* Please read the instructions carefully before using the product and keep the user manual in a safe place for future reference.

Smart  Clipper 2 **Prestige**
OPC-CL33N
Cordless Hair Clipper

Product Review



Specifications

Size: 177*45.6*37mm
Product Material: ABS
Blade Material: 440C Stainless Steel
Rated Voltage: 5V
Rated Power: 5W
Charging Time: 4 hours
Full Working time: Up to 4 hours

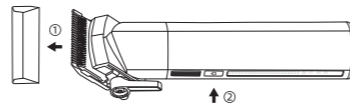
* oraimo Lab test result



Using Instructions

Hair Clipping

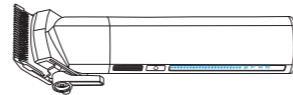
Take off the blade protective cover, tap on the on switch and then move the blade head slowly against the direction of hair growth, moving in a straight and circuitous way simultaneously.



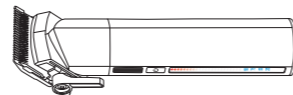
Adjust the Power

1. Tap on the on/off button under the using status to change the power level.

2. Low power status: The flashing blue indicator light will display on digital screen for 3s.

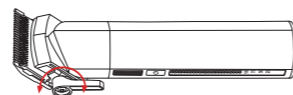


3. Strong power status: The steady red indicator light will display on the top of digital screen.






Adjust the Blades Length

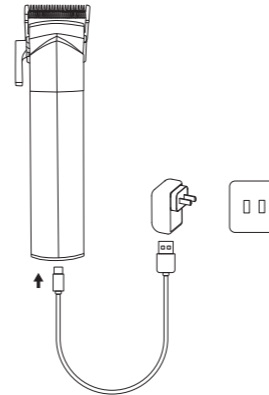
Rotate up or down the blade adjustment rotary switch to adjust the length of blades, for achieving various degree of clipping.



Charge the Clipper

Hair Clipper Status Indicator		Status
	Flashing Red	Low battery
	Flashing Blue	Being charged
	Steady Blue	Fully charged

 Charge your clipper with attached Type-C charging cable.



Maintenance

1. Be sure to disconnect the power supply and shut down the clipper before cleaning, take out the attached comb (if the comb is used), and gently brush the remaining hair on the blade with the provided cleaning brush.
2. After cleaning, put a drop of lubricating oil on the top left, middle and right of the blade head, and power on the clipper for several times, then wipe the surface of the outer blade head to keep it sharp.
3. When the clipper is not in use, put the protective cover on the blade to prevent damage to the blade.

Safety Instruction

1. This product and its accessories are not toys. Please put them out of the reach of children to avoid danger.
2. Do not use wet hand to plug and pull the power cord, keep the power cord away from sticky liquid or other liquid.
3. Make sure to keep the hair clipper's body and charging cable dry. Do not use it in bathroom and rinse the hair clipper with water.
4. The charging and storage temperature of the clipper should be between 5° and 35°.
5. If any abnormality or malfunction of this product is found, stop using it immediately. Please deal with the problem according to the type of malfunction and if necessary, take it to the maintenance department of our company for repair.
6. Do not use broken or damaged trimming comb.
7. Persons with physical disabilities, mental disorders or lack of relevant experience and knowledge (including children) should use this product under the supervision and guidance of their guardians.
8. Please do not use it on animals.



Keep Exploring