

Plasson Ltd

Region	Asia
Country/Area	Israel
Questionnaire	General
Activity Group	Plastic product manufacturing

The CDP Score Report allows companies to understand their score and indicate which categories require attention to reach higher scoring levels. This enables companies to progress towards environmental stewardship through benchmarking and comparison with peers, in order to continuously improve their Climate Change governance. Investors will additionally receive a copy of the CDP Score Report upon request. For further feedback please contact your account manager or your key CDP contact.

Your CDP score

Average performance

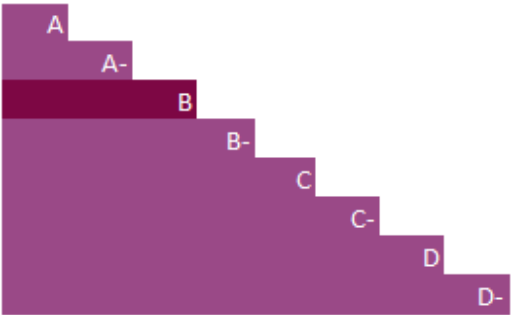


Plastic product manufacturing

Asia

Global Average

UNDERSTANDING YOUR SCORE REPORT



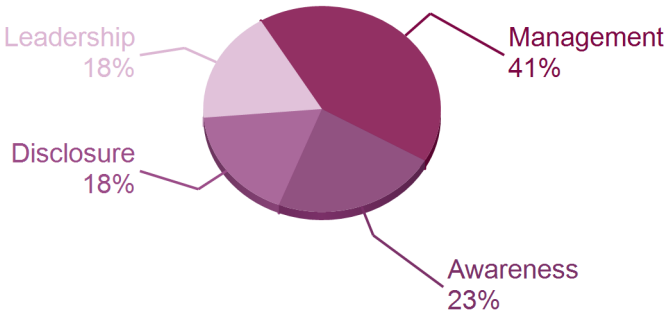
Plasson Ltd received a B which is in the Management band. This is higher than the Asia regional average of C, and higher than the Plastic product manufacturing sector average of C.

- Leadership (A/A-):** Implementing current best practices
- Management (B/B-):** Taking coordinated action on climate issues
- Awareness (C/C-):** Knowledge of impacts on, and of, climate issues
- Disclosure (D/D-):** Transparent about climate issues

ACTIVITY GROUP PERFORMANCE

Plastic product manufacturing

Your company is amongst 41% of companies that reached Management level in your Activity Group.

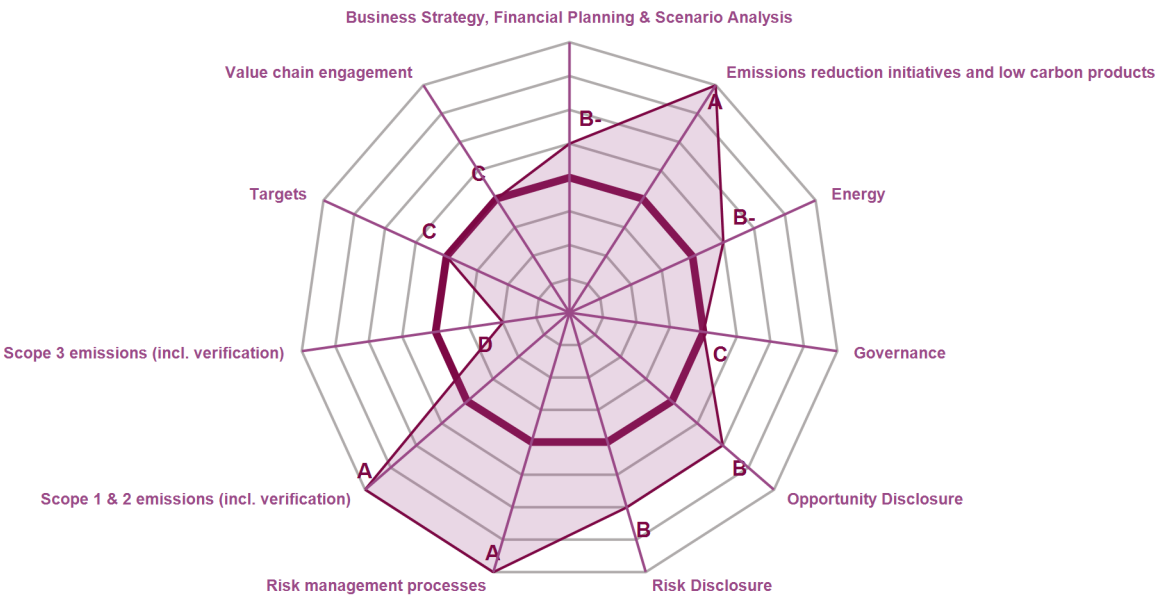


A sample of A-list companies from your Activity Group:

- Atlantic Corporation of Wilmington
- FP Corporation

*Please note that the peer group average scores are compiled with only investor-requested company scores

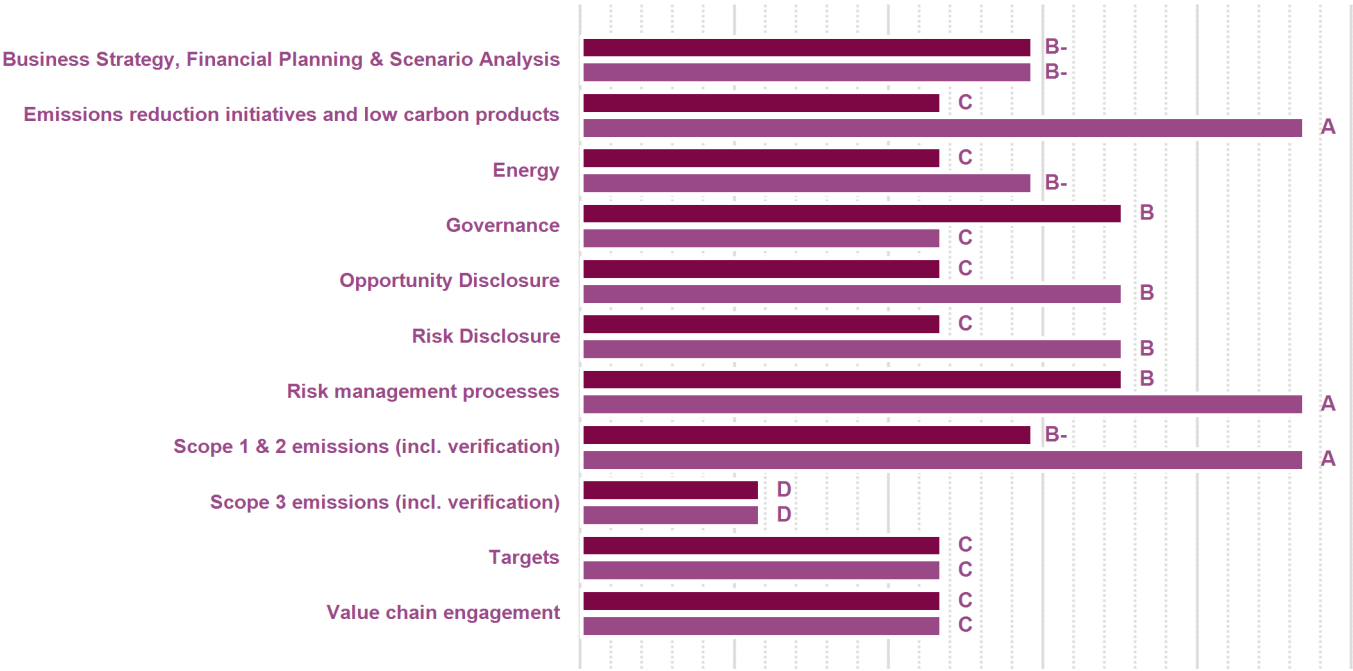
CATEGORY SCORES



If a company scored a C or below, they will not have been scored for Management or Leadership points (the dark purple line represents this).

Please download the [‘CDP Scoring Introduction’](#) for more information.

CATEGORY SCORES BENCHMARKING



Scenario analysis No, but we anticipate using qualitative and/or quantitative analysis in the next two years