



**Kelliher's
Electrical**

REXEL GROUP

**C.T.
ELECTRIC**

REXEL GROUP

LED LIGHTING SOLUTIONS

The Complete Electrical Wholesaler

www.kelliher's.com

With 21 branches across the Republic of Ireland, Kelliher's Electrical is Ireland's leading electrical wholesaler, serving electrical industry professionals all over Ireland on a daily basis. Our comprehensive stock profile, reliable delivery, competitive pricing and knowledgeable staff are the reason our customers come back again and again. CT Electric, part of the Kelliher's Group, Electrical Wholesale Ireland

Kelliher's trade as CT Electric in Galway, Castlebar, Sligo, Ballina, and Athlone, and use the Kelliher's brand across the rest of the country.

GLOBAL PURCHASING POWER

In 2006, the Rexel Group bought Kelliher's Electrical from GE Supply and in doing so strengthened our buying power substantially.

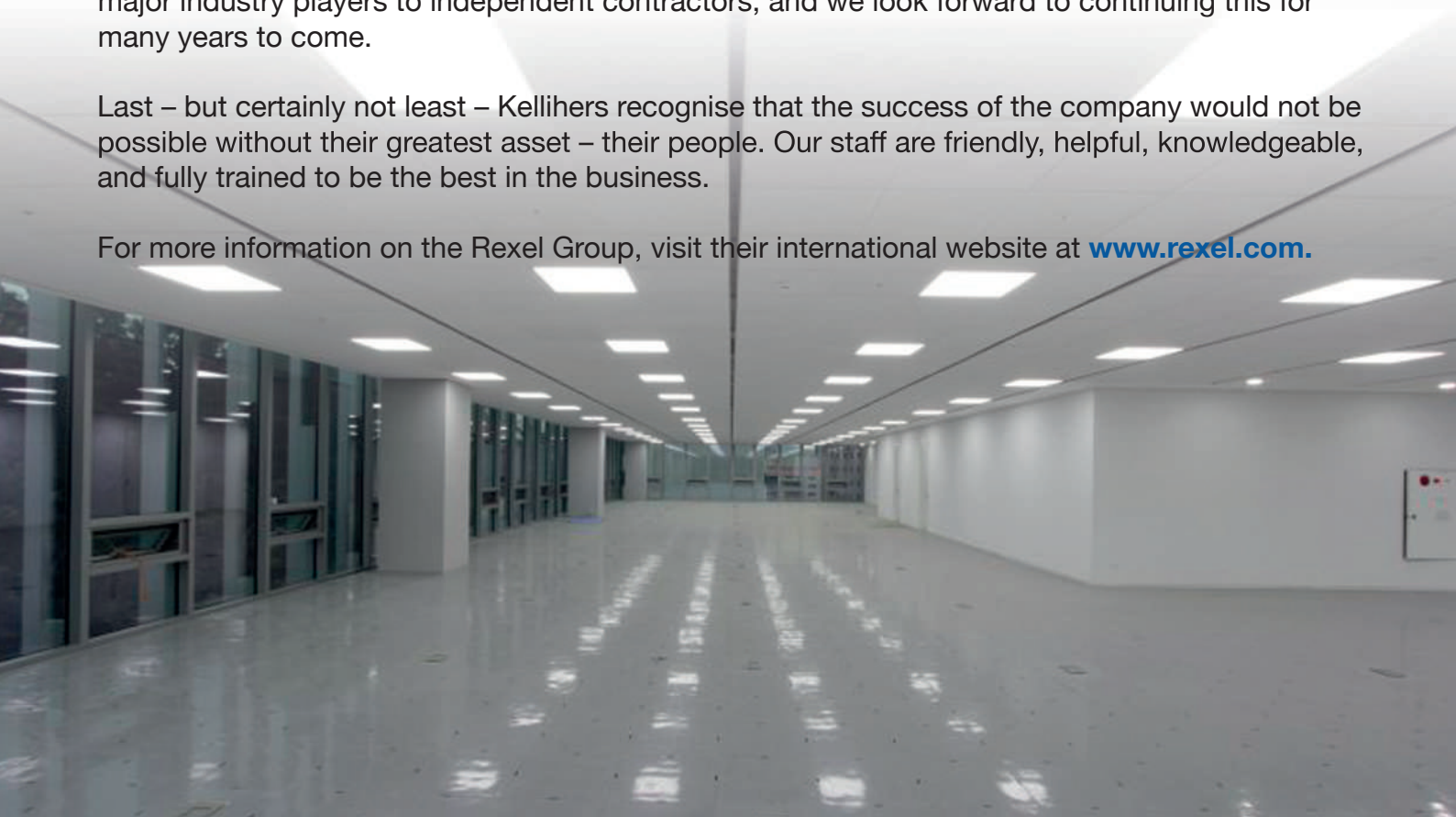
Rexel, a global leader in the distribution of electrical supplies and services, serves three key markets: industrial, commercial and residential. The Group operates in 32 countries, with a network of some 2,000 branches, and employs over 27,000 people. Rexel's sales were €13.2 billion in 2016. Being part of such a reputable, global multinational positions us strongly in the Irish marketplace. It allows us to leverage economies of scale to negotiate the best price with suppliers, and we pass those savings on to you, our customers, consistently delivering competitive pricing and outstanding value for money.

LOCAL IRISH BUSINESS

We like to combine the fact that we are a local Irish business with all the benefits and reassurances that come with being part of a truly global electrical product supply group. We take real pride in our ability to meet the electrical product supply needs of everyone from major industry players to independent contractors, and we look forward to continuing this for many years to come.

Last – but certainly not least – Kelliher's recognise that the success of the company would not be possible without their greatest asset – their people. Our staff are friendly, helpful, knowledgeable, and fully trained to be the best in the business.

For more information on the Rexel Group, visit their international website at www.rexel.com.



Kellihers & CT Electric Lighting Solutions

Whether you're upgrading a lighting system at home or in the office, Kellihers & CT Electric have the perfect solution for you!

FREE LIGHTING AUDITS

- Kellihers and CT Electric visit the customer's site and provide a lighting audit of the existing lighting solution.
- With our lighting design expertise and extensive product range we propose new LED lighting to reduce your electricity usage
- We undertake a hassle free and unobtrusive audit of building

FREE ENERGY AUDITS

- Identify methods of reducing long-term operating costs.
- Illustrate Euro savings from installing energy efficient lighting.
- Typically changing to LED will reduce lighting bills by up to 90%.
- Helps reduce your carbon footprint.

LIGHTING DESIGN SERVICE

- Kellihers and CT Electric offer free in-house lighting design service.
- We have 2 full time in-house lighting design employees using Relux & Dialux software plus Lighting Reality software.

CARBON CREDIT PAYMENTS

- Kellihers and CT Electric offer top rates of carbon credit payments.
- The company has an established partnership with a leading energy provider.
- Expert lighting staff are on hand to explain the carbon credit options to customers.

ACCELERATED CAPITAL ALLOWANCE (ACA)

- Companies can write off 100% of the purchase value of qualifying energy efficient equipment against their profit in the year of purchase.

All Own Brand lighting datasheets: <http://kellihers.com/own-brand-lighting/>



IP65 LED NON-CORROSIVE

2750301 (LIG75983) 2750302 (LIG75984)



IP65 LED Non-Corrosive 5ft

APPLICATIONS

- Suitable for use in car parks, warehouses, storage areas
- Mounting brackets suitable for surface or suspension options

SPECIFICATION

- Light output exceeds performance of T8 & T5 fluorescent
- Emergency option available
- Suitable for switching by PIR, Microwave sensor or photocell

LIG Number: LIG75983

TECHNICAL DETAILS

- 40W
- Efficacy 111 lm/cctW
- CRI 80
- IP65
- CCT 5000K
- Length: 1,530mm
- Width: 85mm
- Depth: 97mm

OPTIONS

- 5000K in standard and emergency

CODE	DESCRIPTION
2750301	IP65 LED Non-Corrosive 5ft
2750302	IP65 LED Non-Corrosive 5ft, Emergency

40W LED PANEL

2751401 (LIG70877) 2751402 (LIG70878) 2751403 (LIG75993)
2751405 (LIG75995) 2751409 (LIG75991)



600 x 600mm
Standard, 4000K - 2751401
Standard, 5000K - 2751402
Emergency, 4000K - 2751409

300 x 1,200mm
Standard, 4000K - 2751403

600 x 1,200mm
Standard, 4000K - 2751405

40W LED Panel White

APPLICATIONS

- Versatile fitting which is suitable for a wide range of applications such as offices, shops, reception areas, restaurants, hotels schools & hospitals

SPECIFICATION

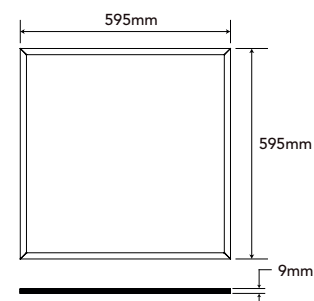
- LED alternative for T8 LED fluorescent lay-in modular fittings
- Fits into standard size ceiling grid of 15mm to 24mm
- Emergency options available
- Suitable for switching by PIR, Microwave sensor or photocell

TECHNICAL DETAILS

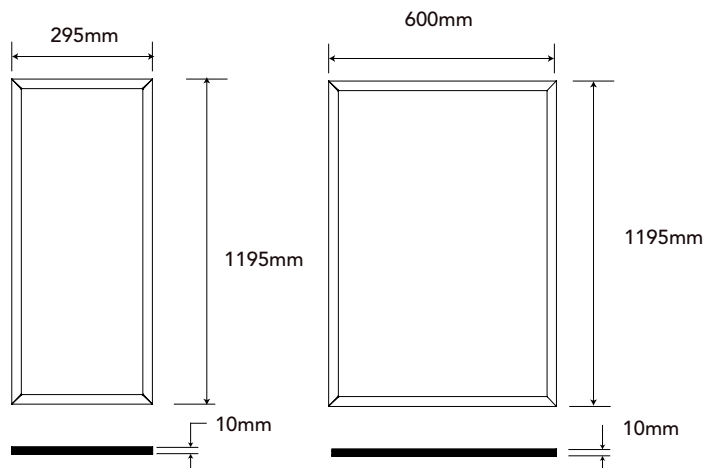
- Efficacy 88 lm / cctW
- CRI 80
- IP20
- CCT 4,000K & 5,000K

OPTIONS

- Available in; 600x600mm, 4000K & 5000K, standard and emergency
- 300x1,200mm, 40W
- 600x1,200mm, 60W



CODE	DESCRIPTION
2751401	40W LED Panel, IP20, 600x600mm, White, 4000K
2751402	40W LED Panel, IP20, 600x600mm, White, 5000K
2751409	40W LED Panel, IP20, 600x600mm, White, 4000K, Emergency
2751403	40W LED Panel, IP20, 300x1200mm, White, 4000K
2751405	60W LED Panel, IP20, 600x1200mm, White, 4000K



15W LED 2D

2755101 (LIG75979) 2755102 (LIG75980)
2755103 (LIG75981) 2755104 (LIG75982)



15W IP65 LED 2D White

APPLICATIONS

- Suitable for use in retail shops, stairwells, corridors & communal areas

SPECIFICATION

- LED replacement for 28w 2D
- Sensor and emergency options available
- Suitable for 24/7 use
- Suitable for switching by PIR, Microwave sensor or photocell

TECHNICAL DETAILS

- Efficacy 86 lm / cctW
- CRI 80
- IP65
- CCT 4,000K
- Diameter: 330mm
Height: 118mm

OPTIONS

- 15W Standard, Emergency, Sensor and Emergency Sensor options available

CODE	DESCRIPTION
2755101	15W LED 2D, IP65, White
2755102	15W LED 2D, IP65, White, Emergency
2755103	15W LED 2D, IP65, White, Sensor
2755104	15W LED 2D, IP65, White, Emergency Sensor

IP20 LED 6W DOWNLIGHT

2755302 (LIG75985) 2755303 (LIG75986)
2755304 (LIG75987) 2755305 (LIG75988)

2YR
WARRANTY

IP
20



L1

L2



IP20 LED 6W DOWNLIGHT

APPLICATIONS

- Suitable for use in both domestic and commercial non-fire rated applications

SPECIFICATION

- LED Replacement for 50W halogen lamp
- Directional Tilt to highlight areas as required
- Low wattage with high light output
- Suitable for switching by PIR, Microwave sensor or photocell

TECHNICAL DETAILS

- Efficacy 79-86 lm/cctW
- 38° beam angle
- CRI 80
- IP20
- CCT 3000K & 4000K

OPTIONS

- Non-dimmable or dimmable, in 3000K or 4000K CCT

CODE	DESCRIPTION
2755302	6W IP20 LED Downlight, Non-dimmable, 3000K
2755303	6W IP20 LED Downlight, Non-dimmable, 4000K
2755304	6W IP20 LED Downlight, Dimmable, 3000K
2755305	6W IP20 LED Downlight, Dimmable, 4000K

25W LED COMMERICAL DOWNLIGHT



2755310 (LIG75989)



25W LED Commerical Downlight Dimmable

APPLICATIONS

- Suitable for use on offices, shops, reception areas, restaurants, hotels schools & hospitals

SPECIFICATION

- LED replacement for 2 x 26w PL downlights
- Up to 10 times that of a standard PL lamp
- Driver complete with male and female loop in/out connectors included for fast fix installation
- Suitable for switching by PIR, Microwave or Photocell

TECHNICAL DETAILS

- Efficacy 86 lm / cctW
- CRI 85
- IP54
- CCT 4000K
- Diameter: 230mm

CODE	DESCRIPTION
2755310	25W LED Downlight, Dimmable, White

LED FRD DOWNLIGHT

2755300 (LIG70879) 2755301 (LIG70880)



6.5W Fire-rated Dimmable Downlight

APPLICATIONS

- Suitable for use in domestic and commercial fire-rated applications such as living, bathroom and bedroom spaces, hotels and office reception areas, shops, pubs and restaurants

SPECIFICATION

- LED Replacement for 50w halogen lamp
- Dimmable
- 30, 60 & 90 minutes fire tested
- Suitable for switching by PIR, Microwave sensor or photocell

TECHNICAL DETAILS

- Efficacy 69/77 lm / cctW
- CRI 80
- IP65
- CCT 3,000K & 4,000K
- 60° beam angle
- Cut out: 70mm
Diameter: 86mm
Height: 94 mm

OPTIONS

- Available in; 6.5W 3000K and 4000K

CODE	DESCRIPTION
2755300	6.5W Fire-rated Dimmable Downlight 3000K, IP65, Dimmable, White
2755301	6.5W Fire-rated Dimmable Downlight 4000K, IP65, White

LED 240V GU10

The LED GU10 range provides energy efficient direct replacements for 35W and 50W standard tungsten halogen lamps. Available in warm white suitable for almost every type of living space and cool white for commercial and office environments.



Standard and dimmable options available



Wide beam angle ideal for general area lighting



Over 76 Lumens per Circuit Watt



Code	Model No.	Description	Halogen Equivalent (W)	Wattage (W)	Lumens (Lm)	Lumens per Circuit Watt (Lm/W)	Colour CCT (K)
1706258	NLGU102327	LED GU10	35	2.6	230	88	2700K
1706259	NLGU102340	LED GU10	35	2.6	230	88	4000K
1706260	NLGU103527	LED GU10	50	2.3	350	81	2700K
1706261	NLGU103540	LED GU10	50	4.3	350	81	4000K
1706264	NLGU103527D	LED GU10 DIM	50	4.6	350	76	2700K
1706265	NLGU103540D	LED GU10 DIM	50	4.6	350	76	4000K



LED 12 V MR16 GU5.3

The LED MR16 range provides energy efficient direct replacements for standard halogen lamps. Available in warm white suitable for almost every type of living space and cool white for commercial and office environments.



Easy retrofit for traditional halogen lamps



Standard and dimmable options available



Wide beam angle ideal for general area lighting



77 Lumens per Circuit Watt



Code	Model No.	Description	Halogen Equivalent (W)	Wattage (W)	Lumens (Lm)	Lumens per Circuit Watt (Lm/W)	Colour CCT (K)
1706234	NLMR162327	LED MR16	35	2.9	230	79	2700K
1706235	NLMR162340	LED MR16	35	2.9	230	79	4000K
1700030	NLMR162327D	LED MR16 DIM	35	3	230	77	2700K
1700031	NLMR162340D	LED MR16 DIM	35	3	230	77	4000K



LED GLS

The LED GLS range provides energy efficient direct replacements for the 40W and 60W standard halogen lamps. Available in warm white it is suitable for almost every type of living space.



Easy retrofit for traditional halogen lamps



Standard and dimmable options available



Wide beam angle ideal for general area lighting



Over 115 Lumens per Circuit Watt



Code	Model No.	Description	Halogen Equivalent (W)	Wattage (W)	Lumens (Lm)	Lumens per Circuit Watt (Lm/W)	Colour CCT (K)
1700032	NLGLS4727B22	LED GLS B22	40	4	470	118	2700K
1700033	NLGLS4727E27	LED GLS E27	40	4	470	118	2700K
1700034	NLGLS8027B22	LED GLS B22	60	7	806	115	2700K
1700035	NLGLS8027E27	LED GLS 2700K E27	60	7	806	115	2700K
1700038	NLGLS8027B22D	LED GLS DIM B22	60	7	806	115	2700K
1700039	NLGLS8027E27D	LED GLS DIM E27	60	6.5	806	124	2700K



LED Candle

The LED candle range provides energy efficient direct replacements for the 40W standard halogen lamp. Available in warm white it is suitable for almost every type of living space.



Easy retrofit for traditional halogen lamps



Standard and dimmable options available



Wide beam angle ideal for general area lighting



Over 104 Lumens per Circuit Watt



Code	Model No.	Description	Halogen Equivalent (W)	Wattage (W)	Lumens (Lm)	Lumens per Circuit Watt (Lm/W)	Colour CCT (K)
1700503	NLC4727E14	LED CANDLE E 14	40	4	470	118	2700K
1700504	NLC4727B22	LED CANDLE B22	40	4	470	118	2700K
1700505	NLC4727E14D	LED CANDLE DIM E14	40	4.5	470	104	2700K
1700506	NLC4727B22D	LED CANDLE DIM B22	40	4.5	470	104	2700K



LED G4 G9

The LED G4 G9 range provides energy efficient direct replacements for the 20W standard halogen lamp. Available in warm white it is suitable for almost every type of living space.



Easy retrofit for traditional halogen lamps



Wide beam angle for general area lighting



Over 105 Lumens per Circuit Watt



Code	Model No.	Description	Halogen Equivalent (W)	Wattage (W)	Lumens (Lm)	Lumens per Circuit Watt (Lm/W)	Colour CCT (K)
1706230	NLG42027	LED G4	20	1.7	200	118	2700K
1706231	NLG92027	LED G9	20	1.9	200	105	2700K



LED T8 Tubes

The LED tube range provides energy efficient direct replacements for T8 fluorescent tubes. Available in cool white or daylight colour temperatures with the added safety feature of a polycarbonate construction to prevent shattering.



Switch start retrofit – simply replace starter with one provided



HF retrofit – to achieve energy savings control gear must be bypassed and wired directly to mains



Over 105 Lumens per Circuit Watt



Code	Model No.	Description	Halogen Equivalent (W)	Wattage (W)	Lumens (Lm)	Lumens per Circuit Watt (Lm/W)	Colour CCT (K)
1702701	NLT88040	2FT LED T8 TUBE	18	7.6	800	105	4000K
1702703	NLT81740	4FT LED T8 TUBE	36	16.2	1700	105	4000K
1702705	NLT82040	5FT LED T8 TUBE	58	19	2000	105	4000K
1702706	NLT82640	6FT LED T8 TUBE	70	24	2600	108	4000K
1702711	NLT88065	2FT LED T8 TUBE	18	8	800	105	6500K
1702713	NLT81765	4FT LED T8 TUBE	36	16	1700	105	6500K
1702715	NLT82065	5FT LED T8 TUBE	58	19.1	2000	105	6500K
1702716	NLT82665	6FT LED T8 TUBE	70	24	2600	108	6500K



www.kellihers.com

**KELLIHERS ELECTRICAL
BALYMOUNT**

M50 Business Park,
Ballymount Road Upper
Dublin 12
01 456 6717

**KELLIHERS ELECTRICAL
SANDYFORD**

Unit E3, 3 Rock Road,
Sandyford Industrial Estate,
Dublin 18
01 295 2011

**KELLIHERS ELECTRICAL
CROKE PARK**

Unit G2 Croke Park Industrial
Estate,
Russell Street,
Dublin 1
01 855 4704

**KELLIHERS ELECTRICAL
FINGLAS**

Unit 27 North Park, North
Road,
Finglas, Dublin 11
01 804 1160

**KELLIHERS ELECTRICAL
NAAS**

Unit A1, Toughers Industrial
Estate,
Newhall, Naas, Co. Kildare
045 447 860

**KELLIHERS ELECTRICAL
PORTLAOISE**

Clonminam Industrial Estate,
Portlaoise, Laois
057 866 4660

**KELLIHERS ELECTRICAL
DUNDALK**

Ard Easmuinn Road,
Dundalk, Louth
042 932 7854

**KELLIHERS ELECTRICAL
KILKENNY**

Unit 11A Loughboy Industrial
Estate
Kilkenny
056 775 0410

**KELLIHERS ELECTRICAL
WATERFORD**

Tramore Road, Waterford
051 377 755

**KELLIHERS ELECTRICAL
CORK - TRAMORE ROAD**

Tramore Road,
Cork
021 470 4100

**KELLIHERS ELECTRICAL
CORK - EASTGATE**

Unit 31-32 East Gate Drive,
Eastgate, Little Island,
Cork
021 429 6240

**KELLIHERS ELECTRICAL
CORK - MALLOW ROAD**

North Point Business Park,
Mallow Road, Cork
021 493 2300

**KELLIHERS ELECTRICAL
TRALEE**

Ballmullen, Tralee, Kerry
066 714 5300

**KELLIHERS ELECTRICAL
KILLARNEY**

Ross Road, Killarney, Kerry
064 663 3985

**KELLIHERS ELECTRICAL
LIMERICK**

Dock Road, Limerick,
061 417 442

**KELLIHERS ELECTRICAL
ENNIS**

Unit 9 Quinn Road Business
Park,
Ennis, Clare
065 684 4233

C.T. ELECTRIC GALWAY

Sean Mulvoy Road, Galway
091 745 300

C.T. ELECTRIC CASTLEBAR

Castlebar Industrial Estate,
Castlebar
Mayo
094 902 3650

C.T. ELECTRIC BALLINA

Unit 7, Moyvalley Business
Park,
Ballina, Mayo
096 60420

C.T. ELECTRIC SLIGO

Finisklin Industrial Estate,
Sligo
071 914 5068

C.T. ELECTRIC ATHLONE

Unit 3, Daneswell Business
Park,
Monksland, Athlone
090 649 4681

