

# TURKEY STEM CHALLENGES

## TURKEY TOWER

**You'll need**


Toothpicks

Mini marshmallows

Paper / card

Scissors

Small Turkey toy



**Design and build a tower with toothpicks and mini marshmallows.**

**Place a paper or card platform on the top and test to see if the tower can hold a small toy.**

**Think about the shapes you use. Triangles are stronger than squares.**


## BENDY BONES

**You'll need**

Cooked turkey bone

Vinegar

Container



**Place a cooked turkey bone in a container and cover with vinegar.**

**After a few days the turkey bone will be bendy!**

**Vinegar is an acid. It dissolves the calcium in the bone making it so weak you can bend it!**

## TURKEY TRAP!

**You'll need**

Tape


Lollysticks

Bands

Small boxes

Straws

Paper cups



**Design and build a turkey trap. The trap should be big enough to hold a small toy or turkey cut out.**

## GRAVY BOAT

**You'll need**


Kitchen foil

Bowl

Water



**Use kitchen foil to make a small boat that floats on water. Find out how much gravy the boat can hold without sinking.**



# TURKEY TOWER



## Materials

Toothpicks

☐

Spaghetti

☐

Gummy sweets

☐

Marshmallows

☐

---

---

## Turkey Tower Design



My tower can stand without support

YES

☐

NO

☐

Things I would change



Things that worked well



# GRAVY BOAT



## Materials

**Kitchen Foil**

☐

**Gravy**

☐

**Water**

☐

**Container**

☐

## Gravy Boat Design



**My gravy boat floats**

**YES**

☐

**NO**

☐

**Things I would change**

**Things that worked well**





# TURKEY TRAP



## Materials

## Turkey Trap Design



## Things I would change

## Things that worked well