

Shelter Cluster Meeting

Typhoon Rolly (Goni)

November 5, 2020

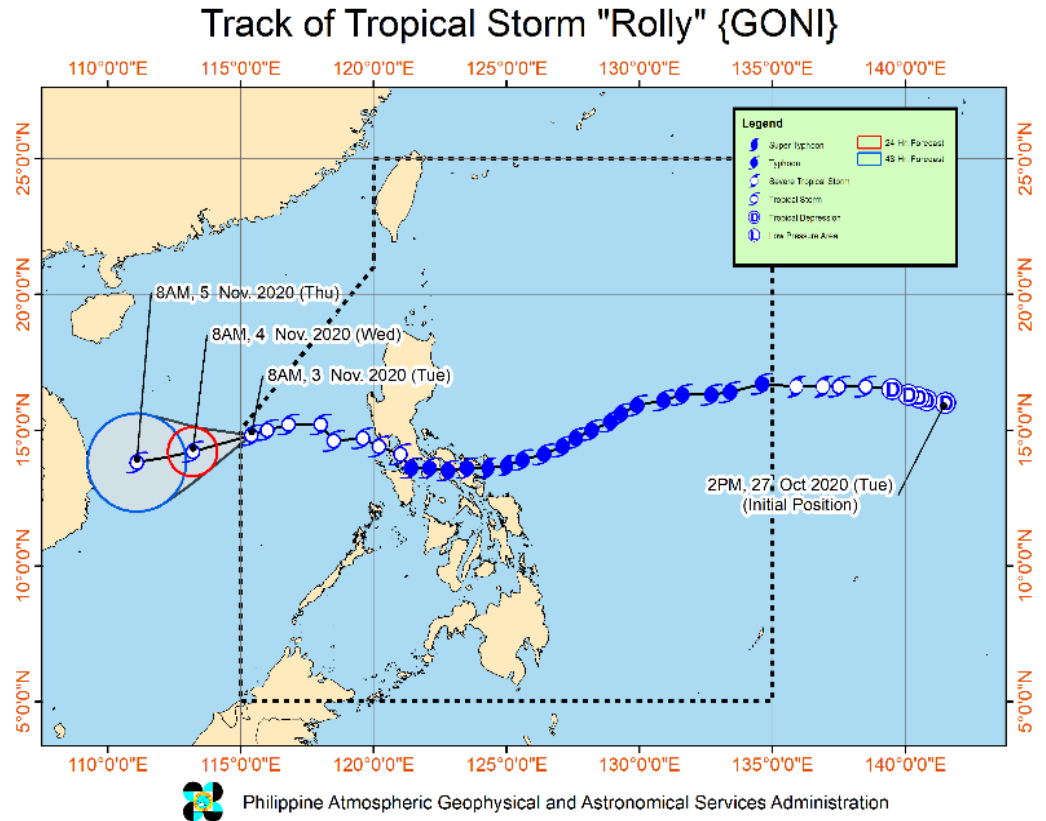


Agenda

- 1. Update on the impact of Typhoon Rolly (Goni)**
- 2. SC Partners Operational Updates: Ongoing and planned shelter intervention and activities**
- 3. Discussion on shelter strategy**
- 4. Presentation from IOM: CCCM - COVID-19 Guidelines**
- 5. AOB**

Situation Overview

On 29 October 2020, Typhoon "ROLLY" entered the Philippine Area of Responsibility (PAR). TY "ROLLY" intensified into a Super Typhoon and made its first landfall over Bato, Catanduanes, second landfall on Tiwi, Albay, and third landfall on Lobo, Batangas on 01 November 2020. At 8PM on 03 November 2020 "ROLLY" exited the Philippine Area of Responsibility



1. Impact of Typhoon Rolly (Goni)

Shelter Overview:

- There are **46,454 families** taking temporary shelter in **1,714 evacuation centers** in Regions NCR, II, III, CALABARZON, MIMAROPA, V and CAR. And there are **12,631 families** staying with their relatives and/or friends in Regions II, III, CALABARZON, V and CAR.
- In Region V alone there are 33,025 families displaced both in and outside EC's
- There are **30,448** damaged houses in Region MIMAROPA, V and CAR of which
- **8,087** are totally damaged, and
- **22,361** are partially damaged

(Source: DSWD DROMIC Report #10)



Gigmoto, Catanduanes
Photo Courtesy of Philippine Red Cross



Tiwi, Albay
Photo Courtesy of ABS-CBN News

1. Impact of Typhoon Rolly (Goni)

Shelter Overview (impact as of 4 November / DSWD DROMIC Report # 10):

Region V: Provinces	NO. OF DAMAGED HOUSES		
	Total	Totally	Partially
Grand Total	37,201	11,028	26,173
Albay	15,697	4,775	10,922
Camarines Sur	8,751	2,764	5,987
Catanduanes*	6,829	2,941	3,888
Sorsogon	5,032	461	4,571
Camarines Norte	892	87	805

*Source: CDRRMO - Catanduanes

2. Shelter Partners Operational Updates

- **Ongoing and planned shelter activities.**

3. Shelter Strategy

Initial Findings

Displacement and Return (within 48 hours after landfall)

- Repair using salvaged materials
- Home-based IDPs (host families)
- Inside ECs

Assistance (Government and NGO's and Private Sector)

- Distribution of NFIs
- Distribution of Tarpaulins and Laminated sacks

Rural vs Urban

- Rural: made of light materials
- Urban: concrete masonry houses lost metal roofing

3. Shelter Strategy

Key Recommendations

(key immediate response actions for next three to six months)

Short term Emergency Shelter Assistance (ESA):

- Distribution of Emergency Shelter Kit or Shelter Repair Kit to heavily damaged and destroyed houses
- Cash assistance to displaced families (rental support, hosted and hosting families support)
- Transitional shelter and House Land and Property (HLP) assistance to displaced families unable to return and targeted by the Government for relocation
- Development and dissemination of IEC materials on HLP, Building Back Safer and Disaster Preparedness
- Promote early return by moving directly to permanent repairs where possible.

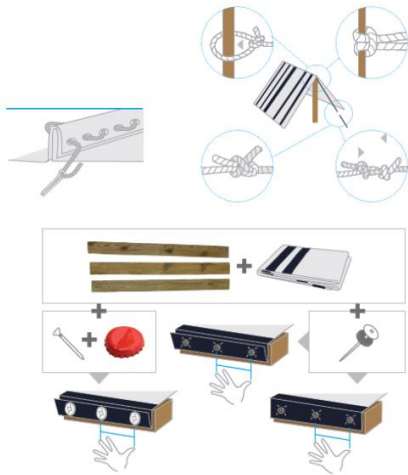
3. Shelter Strategy

Key Recommendations

Medium term shelter recovery assistance (SRA):

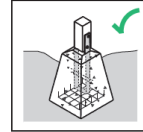
- Shelter Market Assessment
- Conditional Cash assistance (labour, tools, materials and fixings) +
- Distribution of appropriate construction materials (CGI sheets and structural quality timber) +
- Technical assistance to those rebuilding their heavily damaged and destroyed houses
- Training of local carpenters on BBS techniques for safer construction and repair (ToT)
- Mobilization of community focal points for cascading and monitoring BBS and DP / DRR

IEC Materials

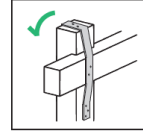


WALONG PAALALA PARA MAGING LIGTAS AT MATIBAY ANG ATING TAHANAN VI.1 TAGALOG

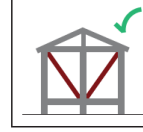
1 MAGTAYO NG MATIBAY NA PUNDASYON



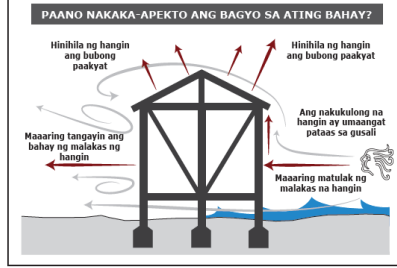
2 TITALI SIMULA SA BABA PAITAAAS



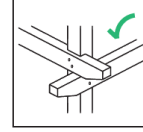
3 GUMAMIT NG BRACE PANGONTA SA BAGYO



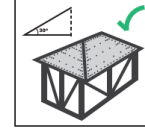
Dahil sa pinsalang dinala ng bagyong Yolanda, dapat natin siguruhin na matibay ang ating tahanan. Narito ang walong paalala kung paano at kung sa anong paraan natin itatayo ng maayos ang ating bahay



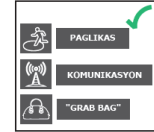
4 SIGURUHING MATIBAY ANG PAGKAKAKABIT



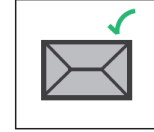
5 ANG MATIBAY NA BAHAY AY KAILANGAN NG MATIBAY NA BUBONG



8 MAGING HANDA SA LAHAT NG ORAS



7 PINAKALIGTAS ANG BAHAY NA MAY SIMPLENG HUGIS



6 MAGTAYO NG BAHAY SA LIGTAS NA LUGAR



Pag-Aayos ng Plastik sa Tabla		Paglalagay ng Lubid
<p>Mapupunit ng pako ang plastik</p>	<p>Mas mainam baluktutin ang pako gamit ang bilog na metal na butas sa gina o washer o gamit ang takip ng bote</p>	<p>× Huwag bubutasan ang plastic sheet at lagyan ng lubid.</p>
<p>× Huwag masyadong malapit sa gilid</p>	<p>Itupi ng dalawang beses ang plastic sa gilid ng tabla at saka ayusin</p>	<p>✓ Ipasok ang lubid sa butas o eyelet.</p>
<p>× Huwag masyadong malayo</p>	<p>Itupi ang plastik sa gilid ng tabla at saka ayusin.</p>	<p>✓ Maaaring lagyan ng matibay na suporta sa plastic at lagyan ng lubid sa butas</p>
	<p>✓ Anim hanggang labindawang pulgada dapat ang pagitan.</p>	<p>✓ Lagyan ng bato sa loob.</p>
		<p>✓ Gumawa ng tali na nasa loob ang lubid.</p>

3. Presentation from IOM:

CCCM and COVID-19 Guidelines



5. Any other business

Thank You!

