
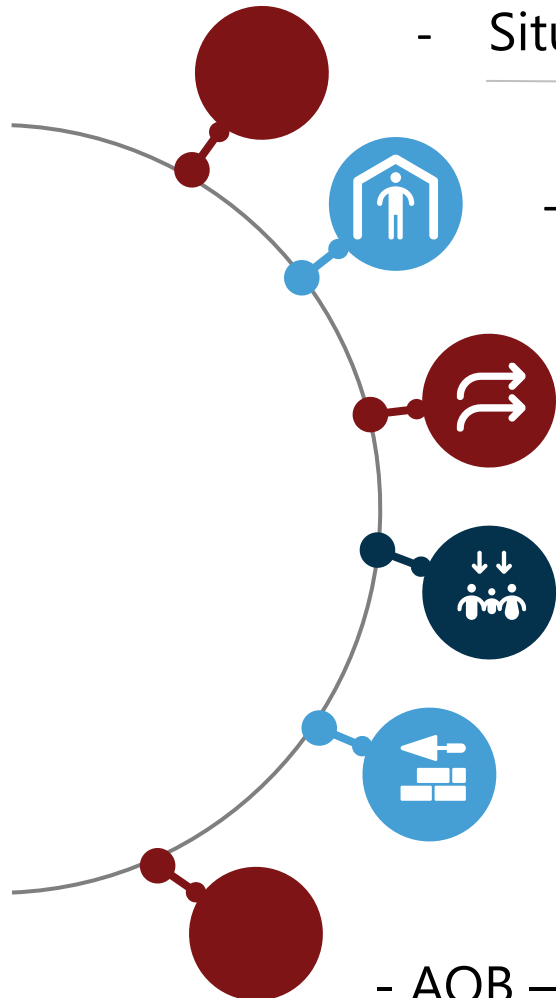


Shelter & NFI Cluster



AGENDA

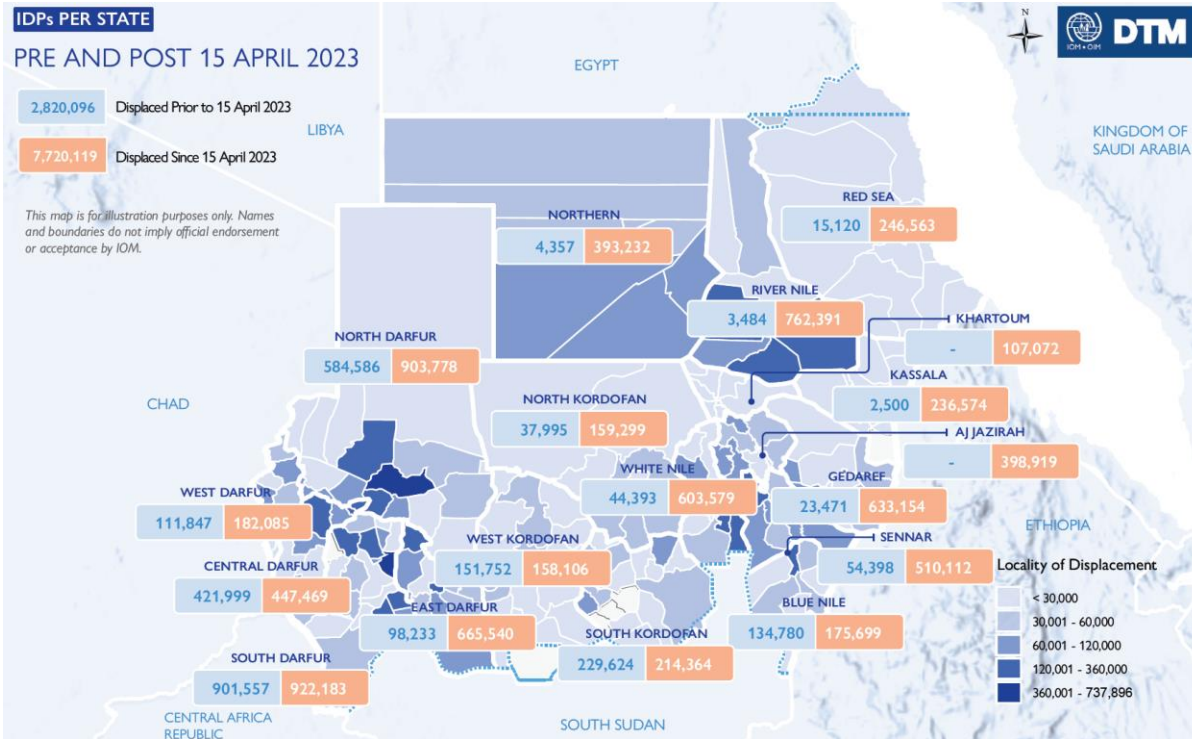
- 
- Situation Updates
 - Famine prevention Plan (SOCC)
 - Flooding response IDPs evictions in school
 - Partners Reports – Achievements, Plans and Challenges
 - Internews updates
 - AOB – (Information on Partners Physical Presence, Annual Shelter Cluster Meeting, others)





SITUATION UPDATE

SITUATION UPDATE



- DTM Sudan estimates that **7,720,119** individuals (1,352,268 households) were displaced internally since 15 April 2023. **10,540,215** including pre-April 15.
- The IDP caseload was observed in **8,566** locations across all of Sudan's **18 states**, an increase from **7,251**.
- An estimated **2,196,355** mixed cross-border movements were made into neighbouring countries.
- Approximately **51%** of IDP households sought shelter with **host families and communities**. Others reportedly stayed in **camps (23%), schools or other public buildings (9%), informal settlements or open areas (10%), and private rented accommodation (5%)**. Significant decrease is the proportion of IDPs in host communities and increase in IDPs in camps.
- The majority of IDP households in **Khartoum and Aj Jazirah** reportedly stayed with **host families (88% and 85%, respectively)** whilst in **South Darfur** reportedly stay in **camps (59%)**.
- In June, North Darfur (199,885), Gedaref (73,853), River Nile (33,395) and Aj Jazirah (30,152) have high displacement figures.



CAMPS
495,207
HOUSEHOLDS



HOST FAMILIES/COMMUNITIES
1,075,302
HOUSEHOLDS



RENTED ACCOMMODATIONS
115,169
HOUSEHOLDS



IMPROVISED/CRITICAL SHELTERS
27,167
HOUSEHOLDS



SCHOOLS OR OTHER PUBLIC BUILDINGS
184,933
HOUSEHOLDS



OPEN AREA / INFORMAL SETTLEMENTS
219,983
HOUSEHOLDS

SITUATION UPDATE



Sennar – RSF reported to have taken control of Sinja town in Sennar, leading to displacement from the town to areas in Blue Nile.

Blue Nile – Curfew revised from 6pm to 6am due to instability in areas around Blue Nile.

North Darfur – Security situation remains worse in the region. Shelling in Abu Shouk camp has led to fatalities and secondary and tertiary displacement of the IDPs.

Central Darfur - Unknown armed men looted three aid trucks on their way to Central Darfur.

Kordofans – Fighting broke out between parties to the conflict in El Fula city in As Salam locality of West Kordofan





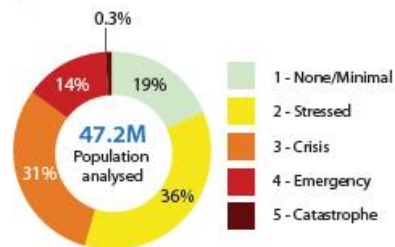
Source: Famine prevention Plan, OCHA, Ala Khair, 2023

FAMINE PREVENTION PLAN

Current Acute Food Insecurity | April - May 2024

21.3M

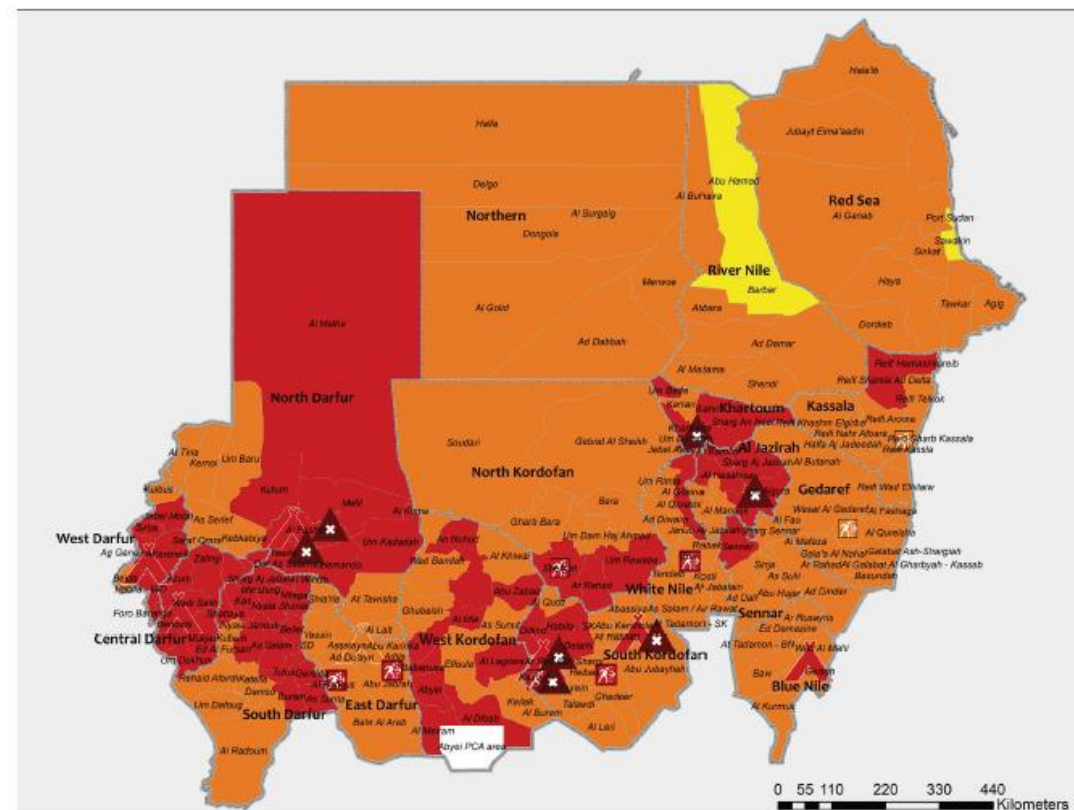
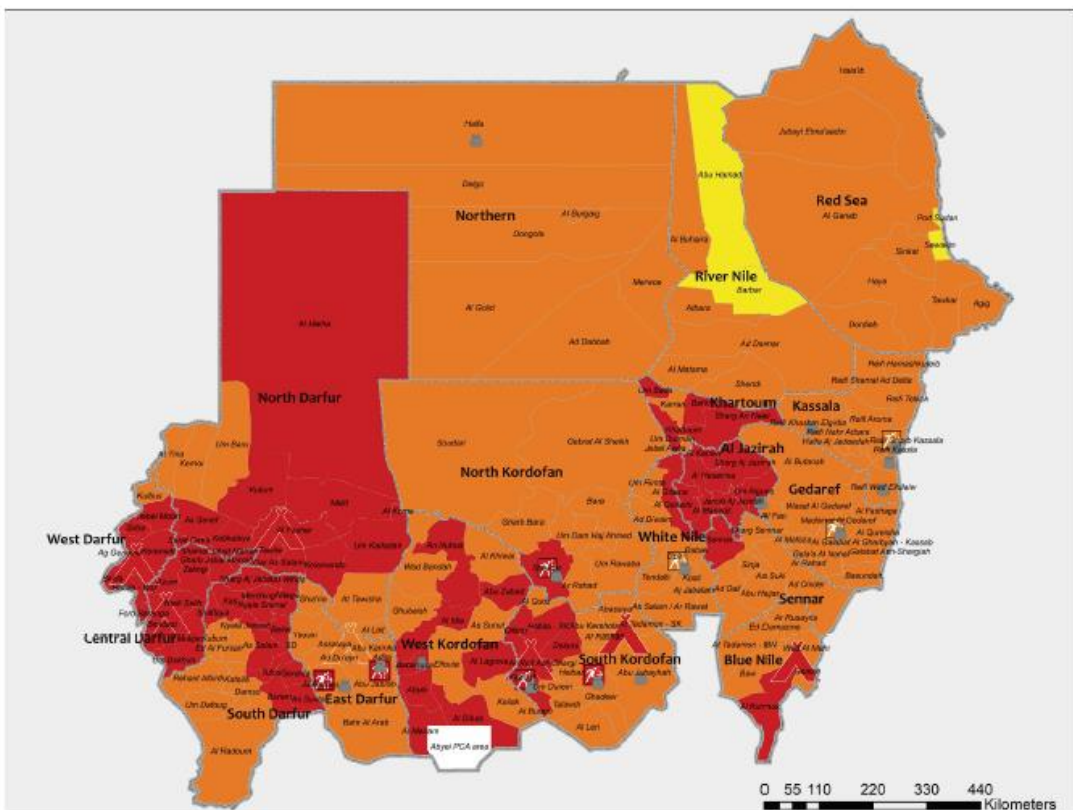
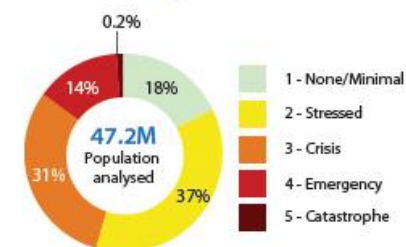
Nearly 21.3M people across Sudan faced high levels of acute food insecurity (IPC Phase 3 or above) between April and May 2024, including 153,000 people in IPC Phase 5 (Catastrophe).



Acute Food Insecurity (2nd projection) | October 2024 - February 2025

21.1M

Nearly 21.1M people across Sudan will likely experience high levels of acute food insecurity (IPC Phase 3 or above) between October 2024 and February 2025, including 109,000 people in IPC Phase 5 (Catastrophe). Seven areas (localities and clusters of IDPs/refugees) in five states face a risk of Famine during the same period.



Key for the Map
IPC Acute Food Insecurity Phase Classification
(mapped Phase represents highest severity affecting at least 20% of the population)

- 1 - Minimal
- 2 - Stressed
- 3 - Crisis
- 4 - Emergency
- 5 - Famine
- Areas not analysed

- Map Symbols**
- IDPs/other settlements classification
 - Risk of famine
 - Refugees

- Area receives significant humanitarian food assistance (accounted for in Phase classification)**
- > 25% of households meet 25-50% of caloric needs through assistance
 - > 25% of households meet > 50% of caloric needs through assistance
- Evidence Level**
** Medium

Key for the Map
IPC Acute Food Insecurity Phase Classification
(mapped Phase represents highest severity affecting at least 20% of the population)

- 1 - Minimal
- 2 - Stressed
- 3 - Crisis
- 4 - Emergency
- 5 - Famine
- Areas not analysed

- Map Symbols**
- IDPs/other settlements classification
 - Risk of famine
 - Refugees
- Evidence Level**
** Medium

Source:
IPC Sudan Food Insecurity Snapshot
June 2024

IDPS EVICTIONS IN SCHOOLS

PROPOSAL FOR SCHOOL EVICTIONS

Option	type	Quantity (persons)	persons/family	Families	Family/house	Item	USD/house	Total cost (US)
DURABLE SOLUTION	Durable solution - Host communities - model house build in local materials.	30000	5	6000	1	6000	4,200.00	25,200,000
	Toilets/latrines	30000	5	6000	4	1500	1,300.00	1,950,000
	Street solar lamps					50	900.00	45,000
	TOTAL							27,195,000

Option	type	Quantity (persons)	persons/family	Families	Family/house	Item	USD/family/month	Total cost (USD)/month
CASH FOR SHELTER	Cash for Shelter	30000	5	6000	1		650.00	3,900,000
CASH FOR RENT	Cash for Rent*	30000	5	6000			169.05	1,014,286

Option	type	Quantity (persons)	persons/family	Families	Family/unit	Units	Cost (USD/unit)	Total cost (USD)
COLLECTIVE SPACES	mobile storage unit 10X24 (13 families)	30000	5	6000	13	461.54	13,625.00	6,288,462
	Toilets/latrines	30000	5	6000	4	1500	1,300.00	1,950,000
	Street solar lamps					50	900.00	45,000
	TOTAL							8,283,462
	mobile storage unit 10X24 (13 families) includes supply, transport and installation per unit	30000	5	6000	13	461.54	20,000.00	9,230,769
	Toilets/latrines	30000	5	6000	4	1500	1,300.00	1,950,000
	Street solar lamps					50	900.00	45,000
	TOTAL							11,225,769

* does not include Supply,transport and installation
 * does not include costs for land preparation, piping, drainage, water points, and connections

* does not include costs for land preparation, piping, drainage, water points, and connections

Option	type	Quantity (persons)	persons/family	Families	Family/Item	Item	USD/Item	Cost (USD)
CAMP	Tents (4.5x5) (1 family)	30000	5	6000	1	6000	441.30	2,647,800
	Toilets/latrines	30000	5	6000	4	1500	1,300.00	1,950,000
	Street solar lamps					50	900.00	45,000
	TOTAL COST							4,642,800

* does not include costs for land preparation, piping, drainage, water points, and connections

Option	type	Quantity (persons)	persons/family	Families	Quantity (wagons)	USD/wagon	Total cost (USD)
RECYCLING MATERIALS	Wagon rehabilitation Include disinfection, Land preparation latrines and installation of solar lamps	928	5	185	100	6,417.00	641,700
TOTAL COST							641,700

764.0625

Option	type	Quantity (persons)	persons/family	Families	Family/Item	Item	USD/Item	Cost (USD)
INTEGRATION SOLUTION (GEDAREF MODEL)*	ESK	30,000	5	6,000	1	6,000	500.00	3,000,000
	Toilets/latrines	30,000	5	6,000	4	1,500	1,300.00	1,950,000
	Street solar lamps					50	900.00	45,000
	Transitional upgrade: metallic structure and CGI roof	30,000	5	6,000	1	6,000	1,800.00	10,800,000
	Recovery phase upgrade: Walls, doors & windows	30,000	5	6,000	1	6,000	2,700.00	16,200,000
	TOTAL COST							31,995,000

* does not include costs for land development, piping, drainage, water points, and connections. Community participation in the recovery phase can reduce the cost. This particular solution can be implemented gradually, starting from the emergency phase (ESK), transitional (metallic structure with CGI roof) and long term/ durable (brick walls, windows and doors. This solution requires the government to provide sufficient land and allocate bigger plots to IDPs, to allow for income generating activities

COMPARATIVE ANALYSIS

	Cost/person (USD)	Cost/Family (USD)	Total persons	Total families	Total cost (USD)
DURABLE SOLUTION	906.50	4,532.50	30,000	6,000	27,195,000
CASH FOR SHELTER	130.00	650.00	30,000	6,000	3,900,000
CASH FOR RENT	33.81	169.00	30,000	6,000	1,014,286
COLLECTIVE SPACES	276.12	1,380.58	30,000	6,000	8,283,462
COLLECTIVE SPACES	374.19	1,870.96	30,000	6,000	11,225,769.23
CAMP	154.76	773.80	30,000	6,000	4,642,800
RECYCLING MATERIALS	691.49	3,457.44	928	186	641,700
INTEGRATION SOLUTION (GEDAREF MODEL)*	1,066.50	5,332.50	30,000	6,000	31,995,000

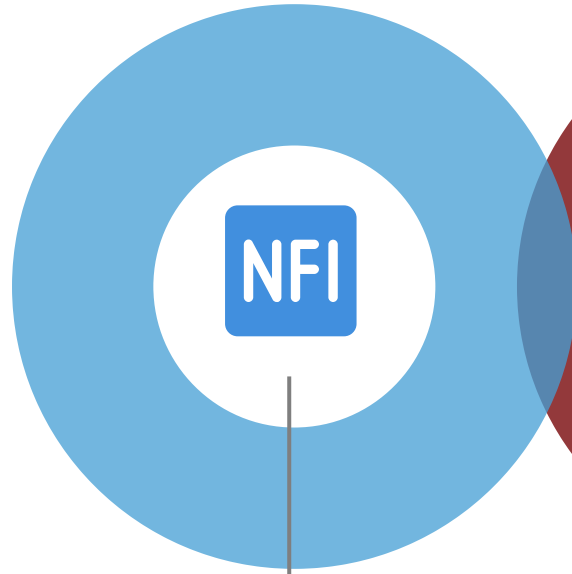
material life expectancy

years	could be escalated at national level
once	
by month	
1 year	with out transportation
1 year	with transportation
6 months	
years	This could be escalated to the national level and applied to containers.
years	could be escalated at national level

FAMINE PREVENTION PLAN

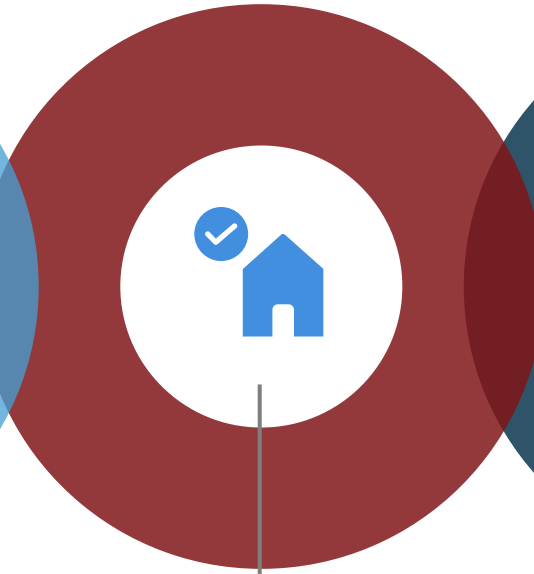
Immediate Actions

Shelter, NFI Cluster

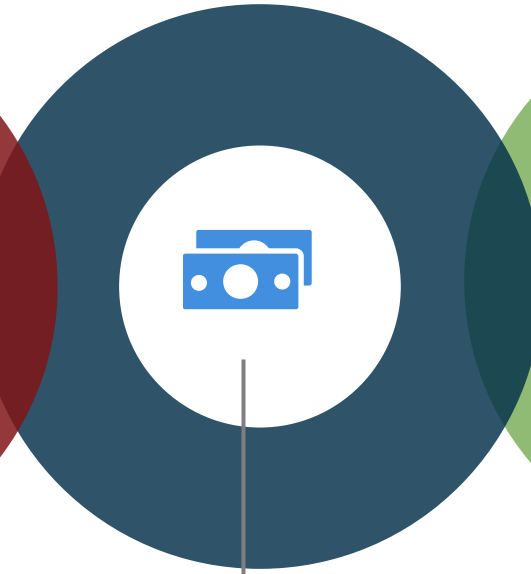


Deploy essential NFI assistance for immediate relief, especially as it includes critical items necessary for food preparation and consumption


SUCH AS KITCHEN SETS AND JERRY CANS, SHELTER MATERIALS LIKE PLASTIC SHEETS, MOSQUITO NETS, BLANKETS, AND SLEEPING MATS, SOLAR LAMPS.



Deliver essential shelter assistance, Access to safe shelter



Diversify assistance delivery mechanisms with:
a. In-kind assistance
b. Cash assistance



Mainstream protection to ensure a conflict-sensitive Shelter and NFI response

FLOODING RESPONSE

ROUNDTABLE ON ACHIEVEMENTS AND OPERATIONAL PLANS

ROUNDTABLE ON ACHIEVEMENTS AND OPERATIONAL PLANS

- **Objective:** Ensure that our collective response efforts are well communicated to partners, donors, media and general audiences!
- **Achievements** – type of interventions, HH reached, locations, timeframe, etc.
- **Challenges** – looting of supplies, access challenges, etc.
- **Procurement** – quantities of stocks arriving to the country, type of stocks, timeframe, where will the stocks be prepositioned – particularly given the incoming flood season.
- **Assessments** – e.g., needs assessments outlining specifics with respect to Shelter and NFI needs as well as market assessments on NFIs, shelter materials, or Cash for Rent.
- **Context and impact** of interventions – e.g., any successes with respect to cash for rent, how is sustainability achieved, what about tenure security?
- **Interventions in the host community** – with 67% of the population staying in host community – what has been achieved so far? Cash for shelter for the families hosting IDPs can be an option, or preselecting landlords to improve their housing in order for them to subsidize rent for IDPs – this can include negotiating longer-term tenure security.

INTERNEWS

➤ **FOCAL POINT PEAS**

➤ **ANNUAL SHELTER CLUSTER MEETING**