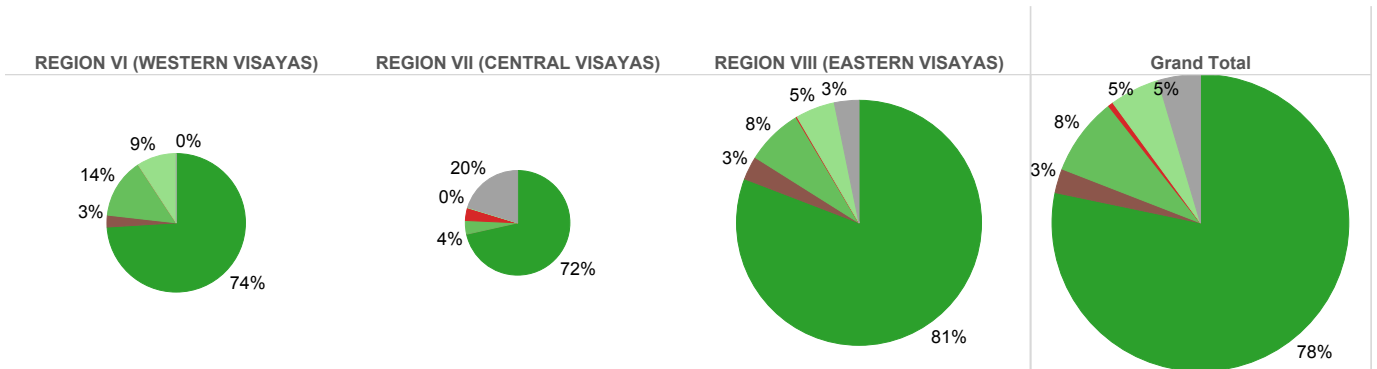


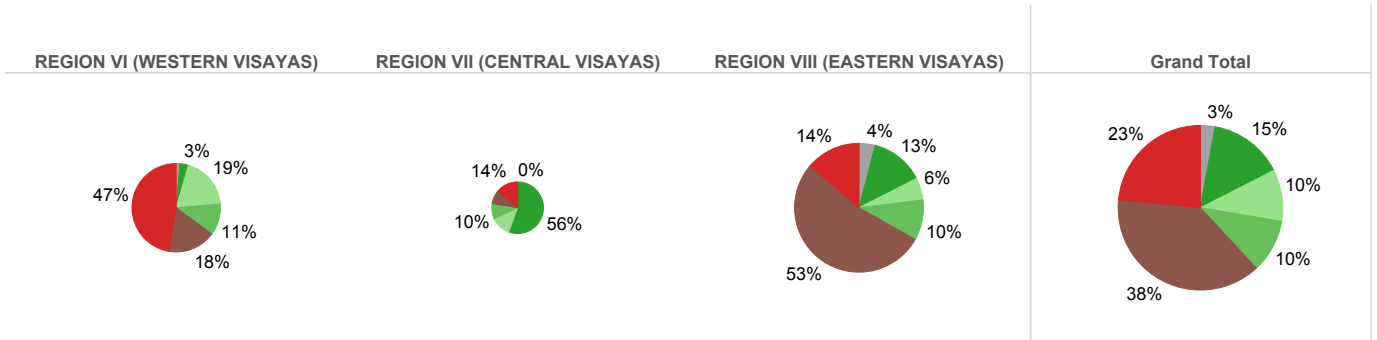
Status

- Completed distributions
- Ongoing distributions
- In pipeline (procurement/onroute)
- Planned (funded)
- Planned (subject to funding)
- Unknown status


Emergency Shelter Graphs depict total household covered by emergency shelter solutions : tarpaulins (1 per household and 2 per household) and tents



Support to Self Recovery of Shelter Graphs depict total household covered by a roofing solution within activity category of 'support to self recovery of shelter' activities: provision of roofing material, core shelters, transitional shelters and cash programming.



Pie chart size depicts the total number of households:



Emergency Shelter : Tarpaulins and Tents - by Region, Province (19/01/14)

Region	Province	Tarp1pHH		Tarpaulines - 2 per HH		Tents		Total HH Reached with Emergency Shelter Solutions		Activities where technical assistance is provided	
		Planned	Reached	Planned	Reached	Planned	Reached	Planned	Reached	Planned	Reached
REGION IV-B (MIMAROPA)	OCCIDENTAL MINDORO		600						600		0
	ORIENTAL MINDORO		1,416						1,416		0
	PALAWAN	2,000	200		980			2,000	1,180	3	0
	Total	2,000	2,216		980			2,000	3,196	3	0
REGION V (BICOL REGION)	MASBATE		2,186						2,186		0
	Total		2,186						2,186		0
REGION VI (WESTERN VISAYAS)	AKLAN	1,500	10,595	456			99	1,956	10,694	1	42
	ANTIQUE	1,500	3,890		2,645			1,500	6,535	0	1
	CAPIZ	1,491	30,391	2,044	131		502	3,535	31,024	0	18
	ILOILO	6,052	37,513		5,489		2,366	6,052	45,368	0	18
	NEGROS OCCIDENTAL		2,000		250			0	2,250	0	0
	Total	10,543	84,389	2,500	8,515		2,967	13,043	95,871	1	79
REGION VII (CENTRAL VISAYAS)	BOHOL								0		0
	CEBU	9,456	34,930	5,602	6,059		6,024	15,058	47,013	0	5
	Total	9,456	34,930	5,602	6,059		6,024	15,058	47,013	0	5
REGION VIII (EASTERN VISAYAS)	BILIRAN	2,000						2,000		0	
	EASTERN SAMAR	1,500	73,283		24,908		8,622	1,500	106,813	0	276
	LEYTE	22,979	153,289	6,861	14,165	102	9,510	29,942	176,964	1	7
	SAMAR (WESTERN SAMAR)	6,278	11,996		3,635		1,680	6,278	17,311	0	11
	Total	32,757	238,568	6,861	42,708	102	19,812	39,720	301,088	1	294
REGION XIII (CARAGA)	SURIGAO DEL NORTE		1,000						1,000		0
	Total		1,000						1,000		0
Grand Total		54,756	363,289	14,963	58,262	102	28,803	69,821	450,354	5	378

Emergency Shelter : Tarpaulines and Tents - by Agency (19/01/14)

ImplementingAgency	Tarpaulines (1 per H)		Tarpaulines - 2 per HH		Tents		Total HH Reached with Emergency Shelter Solutions	
	Planned	Reached	Planned	Reached	Planned	Reached	Planned	Reached
ACTED		9,673		1,528		1,269		12,470
ADRA			5,000				5,000	
ARC Int		276						276
CARE	8,000		2,211	3,441			10,211	3,441
CRS		32,725		5,842		0		38,567
Caritas Germany		8,190						8,190
Caritas Switzerland	2,425	11,426					2,425	11,426
Citizens' Disaster Response Center	3,200	20,424					3,200	20,424
Civic Force Japan						950		950
Concern Worldwide	3,187	2,518					3,187	2,518
DFID - HMS Illustrious				6,801				6,801
DFID RRF/Christian Aid		5,000						5,000
DSWD		8,854				19		8,873
Dfid (British Navy)		1,400						1,400
Food for the Hungry	4,078						4,078	
GOAL		6,345						6,345
Habitat for Humanity			1,480	3,059			1,480	3,059
Handicap International		36				1,520		1,556
HelpAge-COSE		2,661						2,661
Humanity First						832		832
INTERSOS		807				238		1,045
IOM	8,311	27,520					8,311	27,520
IOM Region VI		16,725						16,725
Islamic Relief Worldwide (IRW)		6,000		2,000		3,272		11,272
MSF		275		1,585		2,956		4,816
MSF Holland		3,204		2,009				5,213
MSF OCBA		2,693				4,605		7,298
MSF Spain	2,207						2,207	
MSF-CH	430	8,021				1,169	430	9,190
Malteser International						30		30
Medair	4,235	2,031		122			4,235	2,153
OXFAM		6,013						6,013
PLAN Int		22,885						22,885
PRAY		3,235						3,235
PRCS - Benelux RC		23,172		2,694		209		26,075
PRCS - GRC				1,000		300		1,300
PRCS - ICRC		2,377		23,669				26,046
PRCS - IFRC	10,077	21,168			100		10,177	21,168
PRCS - Swiss RC		3,500						3,500
People in Need (PIN)	500						500	
Ramon Aboitiz Foundation Inc (RAFI)	99	4,405					99	4,405
SDC		2,900						2,900
SOLIDARITES INTERNATIONAL		7,826						7,826
SOS ATTITUDE						1,029		1,029
Samaritan's Purse		7,956						7,956
Save the Children Region VI		13,390						13,390
Save the Children Region VIII	4,081	12,553	1,150				5,231	12,553
ShelterBox					2	3,881	2	3,881
Solidar Suisse	2,435						2,435	
UNHCR		43,577		20		6,499		50,096
UNHCR / CFSI	1,491	6,528				25	1,491	6,553
Welt Hunger Hilfe		5,000						5,000
World Vision			5,122	4,492			5,122	4,492
Grand Total	54,756	363,289	14,963	58,262	102	28,803	69,821	450,354

**NFI : Household Kits and Kitchen Sets
- by Region, Province (19/01/14)**

Region	Province	NFI: Household		NFI: Kitchen Sets	
		Planned	Reached	Planned	Reached
REGION IV-B (MIMAROPA)	OCCIDENTAL MINDORO		600		
	ORIENTAL MINDORO		1,416		
	PALAWAN		1,280		1,080
	Total		3,296		1,080
REGION V (BICOL REGION)	MASBATE		2,186		
	Total		2,186		
REGION VI (WESTERN VISAYAS)	AKLAN		7,009	14,543	1,131
	ANTIQUE		4,779	3,663	981
	CAPIZ		17,319	2,779	4,223
	ILOILO	4,674	29,695	5,803	4,229
	NEGROS OCCIDENTAL		2,000	200	85
	Total	4,674	60,802	26,988	10,649
REGION VII (CENTRAL VISAYAS)	BOHOL		720		720
	CEBU	2,767	19,946		10,306
	Total	2,767	20,666		11,026
REGION VIII (EASTERN VISAYAS)	BILIRAN				
	EASTERN SAMAR	1,000	56,442	465	7,705
	LEYTE	953	137,446	689	51,719
	SAMAR (WESTERN SAMA..	4,700	13,516		4,158
	Total	6,653	207,404	1,154	63,582
REGION XIII (CARAGA)	SURIGAO DEL NORTE		1,000		
	Total		1,000		
Grand Total		14,094	295,354	28,142	86,337

**NFI : Household Kits and Kitchen Sets
- by Agency (19/01/14)**

ImplementingAgency	NFI: Household		NFI: Kitchen Sets	
	Planned	Reached	Planned	Reached
ACTED		3,450		
CARE				3,061
Caritas Germany	2,200	2,500		
Caritas Switzerland	2,687	11,426		
ChildFund		1,415		
Citizens' Disaster Response Center	3,200	21,504		1,080
Concern Worldwide	3,187	2,518	3,187	2,518
CRS		28,098		29,781
DFID RRF/Christian Aid		15,000		
Enfants du Mekong			200	1,570
Food for the Hungry				4,078
Global Communities	300			
GOAL		1,418		800
Handicap International		4,556		736
Humanity First	50	194		
INTERSOS		1,280		275
IOM	344	33,682		344
IOM Region VI		9,272		
IRC		4,325		
Islamic Relief Worldwide (IRW)		2,000		4,000
Malteser International		750		750
MSF				3,238
MSF Holland		2,009		2,135
MSF OCBA		7,217		7,298
MSF-CH	1,408	6,967		
PRCS - Benelux RC		13,960		1,131
PRCS - GRC	505	9,465	505	9,961
PRCS - IFRC		11,240		960
Save the Children Region VI		9,722		
Save the Children Region VIII	213	2,519	213	551
SDC				400
ShelterBox		1,001		
SOS ATTITUDE		840		350
Tdh			465	141
UNHCR		75,207		4,127
UNHCR / CFSI				2,698
World Renew		492		1,265
World Vision		11,327	23,572	3,089
Grand Total	14,094	295,354	28,142	86,337

**Support To Self Recovery of Shelter : Roofing Solutions
- by Region, Province (19/01/14)**

Region	Province	HH provided with roofing materials		HH with transitional or core shelters		Cash programming		TOTAL HOUSEHOLDS REACHED (SSRS)	
		Planned	Reached	Planned	Reached	Planned	Reached	Planned	Reached
REGION IV-B (MIMAROPA)	OCCIDENTAL MINDORO								0
	ORIENTAL MINDORO								0
	PALAWAN	2,000				2,000		4,000	0
	Total	2,000				2,000		4,000	0
REGION V (BICOL REGION)	MASBATE								0
	Total								0
REGION VI (WESTERN VISAYAS)	AKLAN	16,849	226	500		4,800		22,149	226
	ANTIQUE	5,163				1,500		6,663	0
	CAPIZ	6,304	511	1,481		850	250	8,635	761
	ILOILO	5,116	50			3,278	5,768	8,394	5,818
	NEGROS OCCIDENTAL		1,042					0	1,042
	Total	33,432	1,829	1,981		10,428	6,018	45,841	7,847
REGION VII (CENTRAL VISAYAS)	BOHOL						250		250
	CEBU	2,012	9,209	282	83	4,065	2,420	6,359	11,712
	Total	2,012	9,209	282	83	4,065	2,670	6,359	11,962
REGION VIII (EASTERN VISAYAS)	BILIRAN							0	
	EASTERN SAMAR	5,501	7,704	10,465	141	2,465	441	18,431	8,286
	LEYTE	35,392	16,792	13,600	0	12,307	840	61,299	17,632
	SAMAR (WESTERN SAMAR)	4,378	1,020	3,000				7,378	1,020
	Total	45,271	25,516	27,065	141	14,772	1,281	87,108	26,938
REGION XIII (CARAGA)	SURIGAO DEL NORTE								0
	Total								0
Grand Total		82,715	36,554	29,328	224	31,265	9,969	143,308	46,747

Support To Self Recovery of Shelter : Roofing Solutions - by Agency (19/01/14)

Implementing Agency	HH provided with roofing materials		HH with transitional or core shelters		Cash programming		TOTAL HOUSEHOLDS REACHED (SSRS)	
	Planned	Reached	Planned	Reached	Planned	Reached	Planned	Reached
ADRA	5,000						5,000	
Amity Volunteer Fire Brigade		492						492
CARE	10,334	240			10,457	240	20,791	480
Caritas Austria		1,250						1,250
CRS	3,000		20,000		50		23,050	
Danish People's Aid				30				30
Don Bosco Network	350	87					350	87
DSWD		4,446						4,446
Food for the Hungry	4,078						4,078	
Global Communities	300						300	
GOAL	4,800	1,200			4,800	600	9,600	1,800
Habitat for Humanity	2,897	3,118					2,897	3,118
Handicap International					850	250	850	250
HEKS - TFM	1,481		1,481				2,962	
HelpAge-COSE					1,526		1,526	
ICAN Foundation		1,675						1,675
IOM	1,697	301					1,697	301
IRC						5,768		5,768
Islamic Relief Worldwide (IRW)			270		2,322		2,592	
Malteser International						250		250
Medair			600				600	
PASAR FOUNDATION, INC.		5,000						5,000
PDRN	0				118		118	
People in Need (PIN)	1,000				2,000	300	3,000	300
PLAN Int	2,061						2,061	
Polish Humanitarian Action	1,000						1,000	
PRCS - Finnish RC					800		800	
PRCS - ICRC		4,500	6,000				6,000	4,500
PRCS - Spanish RC			500		2,500		3,000	
PRCS - Swiss RC	2,000	3,170			2,000		4,000	3,170
Ramon Aboitiz Foundation Inc (RAFI)					99	2,420	99	2,420
Relief operation for Northern Iloilo	94						94	
Samaritan's Purse	10,000						10,000	
Save the Children Region VI					3,278		3,278	
Save the Children Region VIII	4,000						4,000	
SDC		10,500						10,500
Shanti Volunteer Association	2,139	62					2,139	62
Sign of Hope	12	53	12	53			24	106
Solidar Suisse	2,435						2,435	
Tdh	465	141	465	141	465	141	1,395	423
TESDA		319						319
World Vision	23,572						23,572	
Grand Total	82,715	36,554	29,328	224	31,265	9,969	143,308	46,747

Support To Self Recovery of Shelter : Other Support - by Region, Province (19/01/14)

Region	Province	Provision of other materials		ToolKit (HH with access to toolkits)		Activities with provision of technical assistance		Training of capenters (number trained)	
		Planned	Reached	Planned	Reached	Planned	Reached	Planned	Reached
REGION IV-B (MIMAROPA)	OCCIDENTAL MINDORO							0	
	ORIENTAL MINDORO							0	
	PALAWAN	2,000		2,000	1,494	1		0	
	Total	2,000		2,000	1,494	1		0	
REGION V (BICOL REGION)	MASBATE							0	
	Total							0	
REGION VI (WESTERN VISAYAS)	AKLAN	456		18,999	7,009	1		0	100
	ANTIQUE			5,163	1,372	1		0	
	CAPIZ	2,044	250	4,873	14,614	1	1	50	50
	ILOILO	40	10	9,617	23,799	1		0	352
	NEGROS OCCIDENTAL				1,824	0		0	
	Total	2,540	260	38,652	48,618	1	1	502	50
REGION VII (CENTRAL VISAYAS)	BOHOL		0		720			0	
	CEBU	12	4,709	2,786	28,693	0	2	10	47
	Total	12	4,709	2,786	29,413	0	2	10	47
REGION VIII (EASTERN VISAYAS)	BILIRAN							0	
	EASTERN SAMAR	5,501	6,106	6,001	26,860	1	1	465	241
	LEYTE	15,500	32,306	14,545	16,629	1	2	260	200
	SAMAR (WESTERN SAMAR)	4,078			1,862	0			20
	Total	25,079	38,412	20,546	45,351	1	2	725	461
REGION XIII (CARAGA)	SURIGAO DEL NORTE							0	
	Total							0	
Grand Total		29,631	43,381	63,984	124,876	1	2	1,237	558

Support To Self Recovery of Shelter : Other Support - by Agency (19/01/14)

ImplementingAgency	Provision of other materials		ToolKit (HH with access to toolkits)		Activities with provision of technical assistance		Training of capenters (number trained)	
	Planned	Reached	Planned	Reached	Planned	Reached	Planned	Reached
ACTED				16,468		0		
ADRA	5,000		5,000		0			
CARE			10,334	2,301	1	0		
Caritas Switzerland			2,687	11,426	0	0		
Concern Worldwide			3,187	2,518	0	0		
CRS	3,000	36,399	300	4,098	1	2		
Danish People's Aid						0		27
DFID - HMS Illustrious				14,500		0		
Habitat for Humanity	2,897	3,118	2,897	3,118	0	0		
Handicap International			50	50	1	1	50	50
HelpAge-COSE				2,661		0		
IOM		178		9,324		0		
IOM Region VI				17,115		0		
Islamic Relief Worldwide (IRW)				4,000		1		
Medair			1,200	4,800	0	0	60	
MSF Holland				4,815		0		
MSF-CH			1,408	8,021	0	0		
People in Need (PIN)			500		0			
PLAN Int			2,061		0			
PRCS - Benelux RC				2,908		0		
PRCS - GRC				500		0		
PRCS - IFRC				256		0		
PRCS - Spanish RC			2,500		1		100	
PRCS - Swiss RC	2,000	3,170	2,000	3,170	1	1		
Ramon Aboitiz Foundation Inc (RAFI)			99	4,405	0	0		
Save the Children Region VI					1		352	
Save the Children Region VIII			1,150		1		200	
SDC				2,900		0		
Shanti Volunteer Association	2,139	62	2,139	62	0	0		
Sign of Hope	12	53			0	0	10	20
Solidar Suisse			2,435		0			
Tdh	465	141	465	141	1	1	465	141
TESDA				319		0		320
Welt Hunger Hilfe				5,000		0		
World Vision			23,572		0			
Grand Total	15,513	43,121	63,984	124,876	1	2	1,237	558

Coverage Gap - Emergency Shelter and Support to Self Recovery of Shelter (19/01/14)

	DROMIC			EMERGENCY SHELTER						SUPPORT TO SELF RECOVERY OF SHELTER										
REGION STD	PROVINCE STD	2013 Population Projection (ppi)	Partially Damaged Houses	Totally damaged/destroyed houses	Total house damage	ES Reached	ES % reached	ES Planned	ES % planned	ES Gap	ES % Total coverage (Planned & reached)	SSRS Reached	SSRS % Reached	SSRS Planned	SSRS % Planned	SSRS Gap	SSRS % Total coverage (Planned & reached)			
REGION IV-B (MIMAROPA)	MARINDUQUE	231,055	158	5	163															
	OCCIDENTAL MINDORO	477,311	2,982	654	3,636	600	17%	0	0%	3,036	17%	0	0%	0	0%	0	0%	3,636	0%	
	OCCIDENTAL MINDORO	818,706	2,616	968	3,584	1,416	40%	0	0%	2,168	40%	0	0%	0	0%	0	0%	3,584	0%	
	PALAWAN	788,140	9,351	9,410	18,761	1,055	6%	0	0%	17,706	6%	0	0%	4,000	21%	14,761	21%	14,761	21%	
	ROMBLON	276,228	7,095	574	7,669															
	Total	2,591,441	22,202	11,611	33,813	3,071	9%	0	0%	30,742	9%	0	0%	4,000	12%	29,813	12%	29,813	12%	
REGION VI (WESTERN VISAYAS)	AKLAN	564,013	49,161	34,738	83,899	10,694	13%	1,500	2%	71,705	15%	226	0%	21,693	26%	61,980	26%	61,980	26%	
	ANTIQUE	570,129	32,253	14,711	46,964	6,465	14%	0	0%	40,499	14%	0	0%	3,663	8%	43,301	8%	43,301	8%	
	CAPIZ	740,612	38,570	92,118	130,688	31,024	24%	2,943	2%	96,721	26%	761	1%	8,043	6%	121,884	7%	121,884	7%	
	GUIMARAS	169,983	265	36	301															
	ILOILO	2,330,688	83,046	74,383	157,429	44,618	28%	6,052	4%	106,759	32%	5,818	4%	8,394	5%	143,217	9%	143,217	9%	
	Total	3,019,297	49,728	13,340	63,068	2,250	4%	0	0%	60,818	4%	1,042	2%	0	0%	62,026	2%	62,026	2%	
REGION VII (CENTRAL VISAYAS)	Total	7,394,723	253,023	229,326	482,349	95,051	20%	10,495	2%	376,803	22%	7,847	2%	41,793	9%	432,709	10%	432,709	10%	
	BOHOL	1,076,771	1,772	197	1,969	0	0%	0	0%	1,969	0%	250	13%	0	0%	1,719	13%	1,719	13%	
	CEBU	4,108,810	46,601	62,594	109,195	47,013	43%	8,981	8%	53,201	51%	11,712	11%	6,359	6%	91,124	17%	91,124	17%	
	NEGROS ORIENTAL	1,157,133	106	49	155															
	SICUADOR	20,692			0															
	Total	6,363,406	48,479	62,840	111,319	47,013	42%	8,981	8%	55,325	50%	11,962	11%	6,359	6%	92,998	16%	92,998	16%	
REGION VIII (EASTERN VISAYAS)	BILIRAN	168,799	15,081	5,444	20,525															
	EASTERN SAMAR	446,218	31,116	30,625	61,741	85,963	139%	1,500	2%	-25,722	142%	4,786	8%	15,431	25%	41,524	33%	41,524	33%	
	LEYTE	1,845,562	180,346	201,464	381,810	176,737	46%	27,442	7%	177,631	53%	17,632	5%	48,799	13%	315,379	17%	315,379	17%	
	NORTHERN SAMAR	618,470			0															
	SAMAR (WESTERN SAMAR)	770,054	12,231	6,084	18,315	17,311	95%	6,278	34%	-5,274	129%	20	0%	4,378	24%	13,917	24%	13,917	24%	
	Total	4,11,598	9,532	933	10,465	17,311	95%	6,278	34%	-5,274	129%	20	0%	4,378	24%	13,917	24%	13,917	24%	
REGION XIII (CARAGA)	Total	4,260,702	248,306	244,550	492,856	280,011	57%	35,220	7%	177,625	64%	22,438	5%	68,608	14%	401,810	18%	401,810	18%	
	AGUSAN DEL NORTE				0															
	AGUSAN DEL SUR		40	2	42															
	DINAGAT ISLANDS		3,405	362	3,767															
	SURIGAO DEL NORTE		2,714	58	2,772	1,000	36%	0	0%	1,772	36%	0	0%	0	0%	2,772	0%	2,772	0%	
	Total		79	44	123	1,000	15%	0	0%	5,704	15%	0	0%	0	0%	6,704	0%	6,704	0%	
Grand Total	#####	578,248	548,793	1,127,041	426,146	38%	54,696	5%	646,199	43%	42,247	4%	120,760	11%	964,034	14%	964,034	14%		