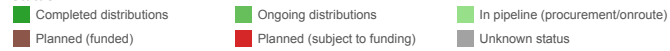
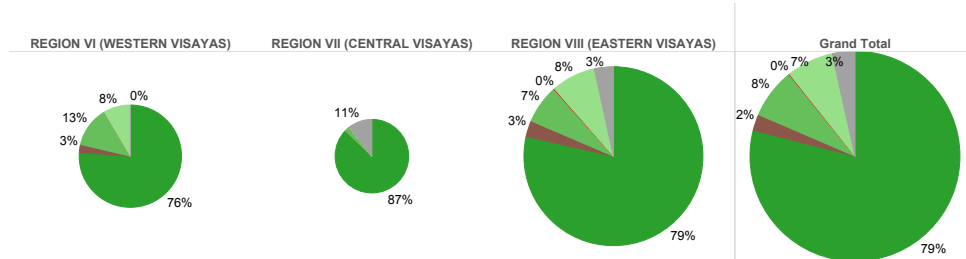


## ACTIVITY STATUS (26/01/14)

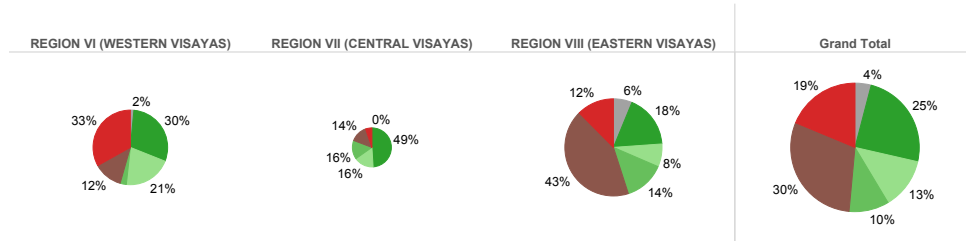
### Status



**Emergency Shelter** Graphs depict total household covered by emergency shelter solutions : tarpaulins (1 per household and 2 per household) and tents



**Support to Self Recovery of Shelter** Graphs depict total household covered by a roofing solution within activity category of 'support to self recovery of shelter' activities: provision of roofing material, core shelters, transitional shelters and cash programming.



Pie chart size depicts the total number of households:



**Emergency Shelter : Tarpaulins and Tents  
- by Region, Province (26/01/14)**

Region	Province	Tarp1pHH		Tarpaulines - 2 per HH		Tents		Total HH Reached with Emergency Shelter Solutions		Activities where technical assistance is provided	
		Planned	Reached	Planned	Reached	Planned	Reached	Planned	Reached	Planned	Reached
REGION IV-B (MIMAROPA)	OCCIDENTAL MINDORO		600						600		0
	ORIENTAL MINDORO		1.416						1.416		0
	PALAWAN		200		980			0	1.180	3	0
	<b>Total</b>		2.216		980			0	3.196	3	0
REGION V (BICOL REGION)	MASBATE		2.186						2.186		0
	<b>Total</b>		2.186						2.186		0
REGION VI (WESTERN VISAYAS)	AKLAN	1.500	12.478	456			162	1.956	12.640	1	0
	ANTIQUE	500	9.016		82		52	500	9.150	0	0
	CAPIZ	1.991	36.373	2.044			641	4.035	37.014	0	0
	ILOILO	6.552	36.776		5.489		2.366	6.552	44.631	0	0
	NEGROS OCCIDENTAL		2.000		250			0	2.250	0	0
	<b>Total</b>	10.543	96.643	2.500	5.821		3.221	13.043	105.685	1	0
REGION VII (CENTRAL VISAYAS)	BOHOL								0		0
	CEBU	954	43.710	5.602	5.059		6.024	6.556	54.793	0	5
	<b>Total</b>	954	43.710	5.602	5.059		6.024	6.556	54.793	0	5
REGION VIII (EASTERN VISAYAS)	BILIRAN		928				625		1.553		0
	EASTERN SAMAR	15.242	53.433		24.908		9.122	15.242	87.463	0	276
	LEYTE	25.553	173.916	7.669	18.149	2	10.050	33.224	202.115	1	9
	SAMAR (WESTERN SAMAR)	4.078	14.196		3.635		1.680	4.078	19.511	0	11
	<b>Total</b>	44.873	242.473	7.669	46.692	2	21.477	52.544	310.642	1	296
REGION XIII (CARAGA)	SURIGAO DEL NORTE		1.000						1.000		0
	<b>Total</b>		1.000						1.000		0
<b>Grand Total</b>		56.370	388.228	15.771	58.552	2	30.722	72.143	477.502	5	301

**Emergency Shelter : Tarpaulines and Tents  
- by Agency (26/01/14)**

ImplementingAgency	Tarpaulines (1 per H)		Tarpaulines - 2 per HH		Tents		Total HH Reached with Emergency Shelter Solutions	
	Planned	Reached	Planned	Reached	Planned	Reached	Planned	Reached
ACTED		9.673		1.528		1.269		12.470
ADRA			5.000				5.000	
ARC Int		276						276
CARE	8.000		2.211	3.441			10.211	3.441
CRS		37.872		8.891		0		46.763
Caritas Germany		8.190						8.190
Caritas Switzerland		13.851						13.851
Citizens' Disaster Response Center		26.824				950		27.774
Civic Force Japan						950		950
Concern Worldwide	3.187	2.518					3.187	2.518
DFID - HMS Illustrious				6.801				6.801
DFID RRF/Christian Aid		5.000						5.000
DSWD		8.854				19		8.873
DfID (British Navy)		1.400						1.400
Food for the Hungry	4.078						4.078	
GOAL		6.345						6.345
Habitat for Humanity			1.480	3.059			1.480	3.059
Handicap International		36				1.520		1.556
HelpAge-COSE		3.978						3.978
Humanity First						832		832
INTERSOS		807				238		1.045
IOM	8.622	27.520					8.622	27.520
IOM Region VI		19.366						19.366
Islamic Relief Worldwide (IRW)		6.000		2.000		3.272		11.272
MSF		275		1.585		2.956		4.816
MSF Holland		3.204		2.009				5.213
MSF OCBA		2.693				4.605		7.298
MSF Spain	2.207						2.207	
MSF-CH	430	8.021				1.169	430	9.190
Malteser International						30		30
Medair	4.235	2.031		122			4.235	2.153
OXFAM		6.497						6.497
PLAN Int	14.725	2.035					14.725	2.035
PRAY		3.235						3.235
PRCS - GRC		1.000				300		1.300
PRCS - ICRC		2.377		23.669				26.046
PRCS - IFRC		75.558				1.178		76.736
PRCS - Swiss RC		3.500						3.500
People in Need (PIN)	500						500	
Ramon Aboitiz Foundation Inc (RAFI)	99	4.405					99	4.405
SDC		2.900						2.900
SOLIDARITES INTERNATIONAL	2.280	2.983	808	935			3.088	3.918
SOS ATTITUDE						1.029		1.029
Samaritan's Purse		7.956						7.956
Save the Children Region VI		13.390						13.390
Save the Children Region VIII	4.081	12.553	1.150				5.231	12.553
ShelterBox					2	3.881	2	3.881
Solidar Suisse	2.435						2.435	
UNHCR		43.577		20		6.499		50.096
UNHCR / CFSI	1.491	6.528				25	1.491	6.553
Welt Hunger Hilfe		5.000						5.000
World Vision			5.122	4.492			5.122	4.492
<b>Grand Total</b>	<b>56.370</b>	<b>388.228</b>	<b>15.771</b>	<b>58.552</b>	<b>2</b>	<b>30.722</b>	<b>72.143</b>	<b>477.502</b>

**NFI : Household Kits and Kitchen Sets  
- by Agency (26/01/14)**

ImplementingAgency	NFI: Household		NFI: Kitchen Sets	
	Planned	Reached	Planned	Reached
ACTED		3.450		
CARE				3.061
Caritas Germany	2.200	2.500		
Caritas Switzerland		14.113		
ChildFund		1.415		
Citizens' Disaster Response Center		27.904		1.080
Concern Worldwide	3.187	2.518	3.187	2.518
CRS		28.098		29.781
DFID RRF/Christian Aid		15.000		
Enfants du Mekong			200	1.570
Food for the Hungry				4.078
Global Communities	300			
GOAL		1.418		800
Handicap International		4.556		736
Humanity First	50	194		
INTERSOS		1.280		275
IOM	758	33.682		344
IOM Region VI		14.752		421
Islamic Relief Worldwide (IRW)		2.000		4.000
LUTHERAN WORLD RELIEF	10.000			
Malteser International		750		750
MSF				3.238
MSF Holland		2.009		2.135
MSF OCBA		7.217		7.298
MSF-CH	1.408	6.967		
PRCS - GRC	29	9.952	29	12.008
PRCS - IFRC		54.861		1.085
Save the Children Region VI		9.722		
Save the Children Region VIII	213	2.519	213	551
SDC				400
ShelterBox		1.001		
SOS ATTITUDE		840		350
TDH			465	141
UNHCR		75.207		4.127
UNHCR / CFSI				2.698
World Renew		492		1.265
World Vision		11.327	23.572	3.089
<b>Grand Total</b>	<b>18.145</b>	<b>335.744</b>	<b>27.666</b>	<b>87.799</b>

**NFI : Household Kits and Kitchen Sets  
- by Region, Province (26/01/14)**

Region	Province	NFI: Household		NFI: Kitchen Sets	
		Planned	Reached	Planned	Reached
REGION IV-B (MIMAROPA)	OCCIDENTAL MINDORO		600		
	ORIENTAL MINDORO		1,416		
	PALAWAN		1,280		1,080
	<b>Total</b>		3,296		1,080
REGION V (BICOL REGION)	MASBATE		2,186		
	<b>Total</b>		2,186		
REGION VI (WESTERN VISAYAS)	AKLAN		10,310	14,543	
	ANTIQUE		6,411	3,663	981
	CAPIZ		27,520	2,779	4,644
	ILOILO	4,674	34,380	5,803	4,229
	NEGROS OCCIDENTAL		2,000	200	85
<b>Total</b>	4,674	80,621	26,988	9,939	
REGION VII (CENTRAL VISAYAS)	BOHOL		720		720
	CEBU	6,080	25,833		11,866
	<b>Total</b>	6,080	26,553		12,586
REGION VIII (EASTERN VISAYAS)	BILIRAN		1,857		
	EASTERN SAMAR	10	57,442	465	7,705
	LEYTE	4,881	147,073	213	52,331
	SAMAR (WESTERN SAMA..)	2,500	15,716		4,158
<b>Total</b>	7,391	222,088	678	64,194	
REGION XIII (CARAGA)	SURIGAO DEL NORTE		1,000		
	<b>Total</b>		1,000		
<b>Grand Total</b>		18,145	335,744	27,666	87,799

**Support To Self Recovery of Shelter : Roofing Solutions  
- by Region, Province (19/01/14)**

Region	Province	HH provided with roofing materials		HH with transitional or core shelters		Cash programming		TOTAL HOUSEHOLDS REACHED (SSRS)	
		Planned	Reached	Planned	Reached	Planned	Reached	Planned	Reached
<b>REGION IV-B (MIMAROPA)</b>	OCCIDENTAL MINDORO								0
	OCCIDENTAL MINDORO								0
	PALAWAN	2.000				2.000		4.000	0
	<b>Total</b>	2.000				2.000		4.000	0
<b>REGION V (BICOL REGION)</b>	MASBATE								0
	<b>Total</b>								0
<b>REGION VI (WESTERN VISAYAS)</b>	AKLAN	16.849	226	500		4.800	1.008	22.149	1.234
	ANTIQUE	4.163				500	3.309	4.663	3.309
	CAPIZ	6.804	511	1.481		1.350	6.943	9.635	7.454
	ILOILO	5.616	50			9.722	10.947	15.338	10.997
	NEGROS OCCIDENTAL		1.592					0	1.592
<b>Total</b>	33.432	2.379	1.981		16.372	22.207	51.785	24.586	
<b>REGION VII (CENTRAL VISAYAS)</b>	BOHOL						250		250
	CEBU	3.155	10.677	296	104	3.944	2.420	7.395	13.201
	<b>Total</b>	3.155	10.677	296	104	3.944	2.670	7.395	13.451
<b>REGION VIII (EASTERN VISAYAS)</b>	BILIRAN								0
	EASTERN SAMAR	5.501	7.704	10.465	141	2.465	441	18.431	8.286
	LEYTE	37.074	21.045	14.800		10.357	10.064	62.231	31.109
	SAMAR (WESTERN SAMAR)	4.903	1.020	3.525				8.428	1.020
<b>Total</b>	47.478	29.769	28.790	141	12.822	10.505	89.090	40.415	
<b>REGION XIII (CARAGA)</b>	SURIGAO DEL NORTE								0
	<b>Total</b>								0
<b>Grand Total</b>		86.065	42.825	31.067	245	35.138	35.382	152.270	78.452

**Support To Self Recovery of Shelter : Roofing Solutions  
- by Agency (19/01/14)**

ImplementingAgency	HH provided with roofing materials		HH with transitional or core shelters		Cash programming		TOTAL HOUSEHOLDS REACHED (SSRS)	
	Planned	Reached	Planned	Reached	Planned	Reached	Planned	Reached
ADRA	5.000						5.000	
Amity Volunteer Fire Brigade		492						492
CARE	10.334	240			10.457	240	20.791	480
Caritas Austria		1.250						1.250
Citizens' Disaster Response Center	690	550					690	550
CRS	3.000	0	20.000		50	50	23.050	50
Danish People's Aid				40				40
Don Bosco Network	350	87					350	87
DSWD		4.446						4.446
Food for the Hungry	4.078						4.078	
Global Communities	300						300	
GOAL		600				1.200		1.800
Habitat for Humanity	2.897	3.118					2.897	3.118
Handicap International					850	250	850	250
HEKS - TFM	1.481		1.481				2.962	
HelpAge-COSE					205	3.901	205	3.901
ICAN Foundation		1.675						1.675
IOM	1.697	301					1.697	301
IRC					5.980	2.072	5.980	2.072
Islamic Relief Worldwide (IRW)			270		2.322		2.592	
LUTHERAN WORLD RELIEF	2.267	1.457			4.050		6.317	1.457
Malteser International						250		250
Medair			600				600	
NICCO	1.200		1.200				2.400	
PASAR FOUNDATION, INC.		5.000						5.000
PDRN	0				118		118	
People in Need (PIN)	1.000				2.000	300	3.000	300
PLAN Int	2.061						2.061	
Polish Humanitarian Action	1.000						1.000	
PRCS - Finnish RC					800		800	
PRCS - ICRC		4.500	6.000				6.000	4.500
PRCS - IFRC						24.558		24.558
PRCS - Spanish RC			500		2.500		3.000	
PRCS - Swiss RC	2.000	3.170			2.000		4.000	3.170
Ramon Aboitiz Foundation Inc (RAFI)					99	2.420	99	2.420
Relief operation for Northern Iloilo	94						94	
Samaritan's Purse	10.000						10.000	
Save the Children Region VI					3.242		3.242	
Save the Children Region VIII	4.000						4.000	
SDC		10.500						10.500
Shanti Volunteer Association	2.139	62					2.139	62
Sign of Hope	26	64	26	64			52	128
Solidar Suisse	2.435						2.435	
SOLIDARITES INTERNATIONAL	3.454	4.853					3.454	4.853
TDH	990	141	990	141	465	141	2.445	423
TESDA		319						319
World Vision	23.572						23.572	
<b>Grand Total</b>	<b>86.065</b>	<b>42.825</b>	<b>31.067</b>	<b>245</b>	<b>35.138</b>	<b>35.382</b>	<b>152.270</b>	<b>78.452</b>

**Support To Self Recovery of Shelter : Other Support  
- by Region, Province (26/01/14)**

Region	Province	Provision of other materials		ToolKit (HH with access to toolkits)		Activities with provision of technical assistance		Training of capenters (number trained)	
		Planned	Reached	Planned	Reached	Planned	Reached	Planned	Reached
REGION IV-B (MIMAROPA)	OCCIDENTAL MINDORO							0	
	ORIENTAL MINDORO							0	
	PALAWAN	2.000		2.000	1.494	1		0	
	<b>Total</b>	2.000		2.000	1.494	1		0	
REGION V (BICOL REGION)	MASBATE							0	
	<b>Total</b>							0	
REGION VI (WESTERN VISAYAS)	AKLAN	456		18.999	8.706	1		100	
	ANTIQUÉ			4.163	1.885	1			
	CAPIZ	2.044	250	5.373	18.240	1	1	50	50
	ILOILO	40	10	10.117	25.633	1	0	746	138
	NEGROS OCCIDENTAL		550		1.824	0	0		
<b>Total</b>	2.540	810	38.652	56.288	1	1	896	188	
REGION VII (CENTRAL VISAYAS)	BOHOL		0		720			0	
	CEBU	1.155	6.177	1.228	33.704	0	2	10	47
	<b>Total</b>	1.155	6.177	1.228	34.424	0	2	10	47
REGION VIII (EASTERN VISAYAS)	BILIRAN							0	
	EASTERN SAMAR	5.501	6.106	6.001	26.860	1	1	465	241
	LEYTE	18.528	36.082	16.493	26.990	1	2	380	200
	SAMAR (WESTERN SAMAR)	4.603		525	1.862	1	0		20
<b>Total</b>	28.632	42.188	23.019	55.712	1	2	845	461	
REGION XIII (CARAGA)	SURIGAO DEL NORTE							0	
	<b>Total</b>							0	
<b>Grand Total</b>		34.327	49.175	64.899	147.918	1	2	1.751	696

**Support To Self Recovery of Shelter : Other Support  
- by Agency (/2601/14)**

ImplementingAgency	Provision of other materials		ToolKit (HH with access to toolkits)		Activities with provision of technical assistance		Training of capenters (number trained)	
	Planned	Reached	Planned	Reached	Planned	Reached	Planned	Reached
ACTED				16.468		0		
ADRA	5.000		5.000		0			
CARE			10.334	2.301	1	0		
Caritas Switzerland				14.113		0		
Citizens' Disaster Response Center	690		690		1			
Concern Worldwide			3.187	2.518	0	0		
CRS	3.000	40.175	300	4.098	1	2		
Danish People's Aid						0		27
DFID - HMS Illustrious				14.500		0		
Habitat for Humanity	2.897	3.118	2.897	3.118	0	0		
Handicap International			50	50	1	1	50	50
HelpAge-COSE				3.978		0		
IOM		178		9.324		0		
IOM Region VI				19.595		0		
IRC					0	0	394	138
Islamic Relief Worldwide (IRW)				4.000		1		
LUTHERAN WORLD RELIEF	2.267	1.457	2.267	1.457	0	0		
Medair			1.200	4.800	0	0	60	
MSF Holland				4.815		0		
MSF-CH			1.408	8.021	0	0		
NICCO	1.200		120		1		120	
PASAR FOUNDATION, INC.				1.564		0		
People in Need (PIN)			500		0			
PLAN Int			2.061		0			
PRCS - GRC				500		0		
PRCS - IFRC				16.701		0		
PRCS - Spanish RC			2.500		1		100	
PRCS - Swiss RC	2.000	3.170	2.000	3.170	1	1		
Ramon Aboitiz Foundation Inc (RAFI)			99	4.405	0	0		
Save the Children Region VI					1		352	
Save the Children Region VIII			1.150		1		200	
SDC				2.900		0		
Shanti Volunteer Association	2.139	62	2.139	62	0	0		
Sign of Hope	26	64			0	0	10	20
Solidar Suisse			2.435		0			
TDH	990	141	990	141	1	1	465	141
TESDA				319		0		320
Welt Hunger Hilfe				5.000		0		
World Vision			23.572		0			
<b>Grand Total</b>	<b>20.209</b>	<b>48.365</b>	<b>64.899</b>	<b>147.918</b>	<b>1</b>	<b>2</b>	<b>1.751</b>	<b>696</b>

### Coverage Gap - Emergency Shelter and Support to Self Recovery of Shelter (26/01/14)

		DROMIC				EMERGENCY SHELTER						SUPPORT TO SELF RECOVERY OF SHELTER						
REGION STD	PROVINCE STD	2013 Population Projection (ppi)	Partially Damaged Houses	Totally damaged/destroyed houses	Total house damage	ES Reached	ES % reached	ES Planned	ES % planned	ES Gap	ES % Total coverage (Planned & reached)	SSRS Reached	SSRS % Reached	SSRS Planned	SSRS % Planned	SSRS Gap	SSRS % Total coverage (Planned & reached)	
REGION IV-B (MIMAROPA)	MARINDUQUE	231.055	158	5	163													
	OCCIDENTAL MINDORO	477.311	2.982	654	3.636	600	17%	0	0%	3.036	17%	0	0%	0	0%	3.636	0%	
	ORIENTAL MINDORO	818.706	2.616	968	3.584	1.416	40%	0	0%	2.168	40%	0	0%	0	0%	3.584	0%	
	PALAWAN	788.140	9.351	9.410	18.761	1.055	6%	0	0%	17.706	6%	0	0%	4.000	21%	14.761	21%	
	ROMBLON	276.228	7.095	574	7.669													
	<b>Total</b>		2.591.441	22.202	11.611	33.813	3.071	9%	0	0%	30.742	9%	0	0%	4.000	12%	29.813	12%
REGION VI (WESTERN VISAYAS)	AKLAN	564.013	49.161	34.738	83.899	6.845	8%	1.500	2%	75.554	10%	226	0%	21.693	26%	61.980	26%	
	ANTIQUE	570.129	32.253	14.711	46.964	2.385	5%	0	0%	44.579	5%	0	0%	3.663	8%	43.301	8%	
	CAPIZ	740.612	38.570	92.118	130.688	25.714	20%	2.943	2%	102.031	22%	761	1%	8.043	6%	121.884	7%	
	GUIMARAS	169.983	265	36	301													
	ILOILO	2.330.688	83.046	74.383	157.429	34.423	22%	6.052	4%	116.954	26%	2.122	1%	14.338	9%	140.969	10%	
	NEGROS OCCIDENTAL	3.019.297	49.728	13.340	63.068	2.250	4%	0	0%	60.818	4%	1.592	3%	0	0%	61.476	3%	
<b>Total</b>		7.394.723	253.023	229.326	482.349	71.617	15%	10.495	2%	400.237	17%	4.701	1%	47.737	10%	429.911	11%	
REGION VII (CENTRAL VISAYAS)	BOHOL	1.076.771	1.772	197	1.969	0	0%	0	0%	1.969	0%	250	13%	0	0%	1.719	13%	
	CEBU	4.108.810	46.601	62.594	109.195	54.793	50%	6.556	6%	47.846	56%	13.201	12%	7.395	7%	88.599	19%	
	NEGROS ORIENTAL	1.157.133	106	49	155													
	SQUIJOR	20.692			0													
	<b>Total</b>		6.363.406	48.479	62.840	111.319	54.793	49%	6.556	6%	49.970	55%	13.451	12%	7.395	7%	90.473	19%
REGION VIII (EASTERN VISAYAS)	BILIRAN	168.799	15.081	5.444	20.525	1.553	8%	0	0%	18.972	8%	0	0%	0	0%	20.525	0%	
	EASTERN SAMAR	446.218	31.116	30.625	61.741	87.463	142%	517	1%	-26.239	142%	4.786	8%	8.431	14%	48.524	21%	
	LEYTE	1.845.562	180.346	201.464	381.810	201.888	53%	30.724	8%	149.198	61%	31.109	8%	39.681	10%	311.020	19%	
	NORTHERN SAMAR	618.470			0													
	SAMAR (WESTERN SAMAR)	770.054	12.231	6.084	18.315	19.511	107%	4.078	22%	-5.274	129%	20	0%	5.428	30%	12.867	30%	
	SOUTHERN LEYTE	411.598	9.532	933	10.465													
<b>Total</b>		4.260.702	248.306	244.550	492.856	310.415	63%	35.319	7%	147.122	70%	35.915	7%	53.540	11%	403.401	18%	
REGION XIII (CARAGA)	AGUSAN DEL NORTE				0													
	AGUSAN DEL SUR		40	2	42													
	DINAGAT ISLANDS		3.405	362	3.767													
	SURIGAO DEL NORTE		2.714	58	2.772	1.000	36%	0	0%	1.772	36%	0	0%	0	0%	2.772	0%	
	SURIGAO DEL SUR		79	44	123													
	<b>Total</b>			6.238	466	6.704	1.000	15%	0	0%	5.704	15%	0	0%	0	0%	6.704	0%
<b>Grand Total</b>		#####	578.248	548.793	1.127.041	440.896	39%	52.370	5%	633.775	44%	54.067	5%	112.672	10%	960.302	15%	