

## Coverage Gap - Emergency Shelter and Support to Self Recovery of Shelter (26/01/14)

|               |                         | DROMIC                          |                          |                                  |                    | EMERGENCY SHELTER |              |            |              |         |   | SUPPORT TO SELF RECOVERY OF SHELTER |                |              |                |          |   |  |
|---------------|-------------------------|---------------------------------|--------------------------|----------------------------------|--------------------|-------------------|--------------|------------|--------------|---------|---|-------------------------------------|----------------|--------------|----------------|----------|---|--|
| PROVINCE STD  | MUNICIPALITY STD        | 2013 Population Projection (pp) | Partially Damaged Houses | Totally damaged/destroyed houses | Total house damage | ES Reached        | ES % reached | ES Planned | ES % planned | ES Gap  | ES % Total coverage (Planned & reached) | SSRS Reached                        | SSRS % Reached | SSRS Planned | SSRS % Planned | SSRS Gap | SSRS % Total coverage (Planned & reached) |  |
| BILIRAN       | ALMERIA                 | 17.213                          | 1.186                    | 422                              | 1.608              |                   |              |            |              |         |   |                                     |                |              |                |          |   |  |
|               | BILIRAN                 | 16.887                          | 2.226                    | 1.261                            | 3.487              |                   |              |            |              |         |   |                                     |                |              |                |          |   |  |
|               | CABUCGAYAN              | 20.475                          | 2.898                    | 1.177                            | 4.075              | 928               | 23%          | 0          | 0%           | 3.147   | 23%                                     | 0                                   | 0%             | 0            | 0%             | 4.075    | 0%  |  |
|               | CAIBIRAN                | 22.407                          | 1.039                    | 426                              | 1.465              |                   |              |            |              |         |   |                                     |                |              |                |          |   |  |
|               | CULABA                  | 12.785                          | 795                      | 107                              | 902                |                   |              |            |              |         |   |                                     |                |              |                |          |   |  |
|               | KAWAYAN                 | 21.119                          | 1.254                    | 222                              | 1.476              |                   |              |            |              |         |   |                                     |                |              |                |          |   |  |
|               | MARIPIPI                | 6.991                           | 726                      | 62                               | 788                |                   |              |            |              |         |   |                                     |                |              |                |          |   |  |
|               | NAVAL (CAPITAL)         | 50.923                          | 4.957                    | 1.767                            | 6.724              | 625               | 9%           | 0          | 0%           | 6.099   | 9%                                      | 0                                   | 0%             | 0            | 0%             | 6.724    | 0%  |  |
|               | <b>Total</b>            | 168.799                         | 15.081                   | 5.444                            | 20.525             | 1.553             | 8%           | 0          | 0%           | 18.972  | 8%                                      | 0                                   | 0%             | 0            | 0%             | 20.525   | 0%  |  |
| EASTERN SAMAR | ARTECHE                 | 15.777                          | 734                      | 53                               | 787                |                   |              |            |              |         |   |                                     |                |              |                |          |   |  |
|               | BALANGIGA               | 13.272                          | 370                      | 2.919                            | 3.289              | 3.364             | 102%         | 0          | 0%           | -75     | 102%                                    | 20                                  | 1%             | 0            | 0%             | 3.269    | 1%  |  |
|               | BALANGKAYAN             | 9.412                           | 1.341                    | 584                              | 1.925              | 2.948             | 153%         | 0          | 0%           | -1.023  | 153%                                    | 423                                 | 22%            | 0            | 0%             | 1.502    | 22%                                       |  |
|               | CAN-AVID                | 20.585                          | 1.566                    | 46                               | 1.612              |                   |              |            |              |         |   |                                     |                |              |                |          |   |  |
|               | CITY OF BORONGAN (CA... | 67.063                          | 6.948                    | 1.024                            | 7.972              |                   |              |            |              |         |   |                                     |                |              |                |          |   |  |
|               | DOLORES                 | 39.445                          | 146                      | 150                              | 296                | 1.250             | 422%         | 0          | 0%           | -954    | 422%                                    | 0                                   | 0%             | 0            | 0%             | 296      | 0%  |  |
|               | GENERAL MACARTHUR       | 12.708                          | 1.485                    | 1.529                            | 3.014              | 3.819             | 127%         | 0          | 0%           | -805    | 127%                                    | 0                                   | 0%             | 0            | 0%             | 3.014    | 0%  |  |
|               | GIPORLOS                | 12.527                          | 2.971                    | 1.000                            | 3.971              | 6.747             | 170%         | 0          | 0%           | -2.776  | 170%                                    | 20                                  | 1%             | 0            | 0%             | 3.951    | 1%  |  |
|               | GUIUAN                  | 48.939                          | 1.601                    | 10.008                           | 11.609             | 30.589            | 263%         | 507        | 4%           | -19.487 | 268%                                    | 4.221                               | 36%            | 4.897        | 42%            | 2.491    | 79%                                       |  |
|               | HERNANI                 | 8.396                           | 337                      | 1.655                            | 1.992              | 3.891             | 195%         | 0          | 0%           | -1.899  | 195%                                    | 0                                   | 0%             | 1.170        | 59%            | 822      | 59%                                       |  |
|               | JIPAPAD                 | 7.696                           | 150                      | 205                              | 355                |                   |              |            |              |         |   |                                     |                |              |                |          |   |  |
|               | LAWAAN                  | 12.082                          | 0                        | 2.866                            | 2.866              | 2.375             | 83%          | 0          | 0%           | 491     | 83%                                     | 20                                  | 1%             | 0            | 0%             | 2.846    | 1%  |  |
|               | LLORENTE                | 19.873                          | 3.391                    | 673                              | 4.064              |                   |              |            |              |         |   |                                     |                |              |                |          |   |  |
|               | MASLOG                  | 4.974                           | 7                        | 0                                | 7                  |                   |              |            |              |         |   |                                     |                |              |                |          |   |  |
|               | MAYDOLONG               | 14.164                          | 406                      | 1.770                            | 2.176              |                   |              |            |              |         |   |                                     |                |              |                |          |   |  |
|               | MERCEDES                | 5.586                           | 1.142                    | 183                              | 1.325              | 8.151             | 615%         | 10         | 1%           | -6.836  | 616%                                    | 0                                   | 0%             | 0            | 0%             | 1.325    | 0%  |  |
|               | ORAS                    | 36.165                          |                          | 0                                |                    |                   |              |            |              |         |   |                                     |                |              |                |          |   |  |
|               | QUINAPONDAN             | 14.401                          | 582                      | 2.538                            | 3.120              | 6.377             | 204%         | 0          | 0%           | -3.257  | 204%                                    | 82                                  | 3%             | 2.139        | 69%            | 899      | 71%                                       |  |
|               | SALCEDO                 | 20.777                          | 1.344                    | 2.561                            | 3.905              | 17.952            | 460%         | 0          | 0%           | -14.047 | 460%                                    | 0                                   | 0%             | 0            | 0%             | 3.905    | 0%  |  |
|               | SAN JULIAN              | 14.304                          | 1.203                    | 284                              | 1.487              | 0                 | 0%           | 0          | 0%           | 1.487   | 0%                                      | 0                                   | 0%             | 225          | 15%            | 1.262    | 15%                                       |  |
| SAN POLICARPO | 14.395                  | 954                             | 148                      | 1.102                            |                    |                   |              |            |              |         |   |                                     |                |              |                |          |   |  |
| SULAT         | 15.798                  | 2.492                           | 279                      | 2.771                            |                    |                   |              |            |              |         |   |                                     |                |              |                |          |   |  |
| TAFT          | 17.878                  | 1.946                           | 150                      | 2.096                            |                    |                   |              |            |              |         |   |                                     |                |              |                |          |   |  |
|               | <b>Total</b>            | 446.218                         | 31.116                   | 30.625                           | 61.741             | 87.463            | 142%         | 517        | 1%           | -26.239 | 142%                                    | 4.786                               | 8%             | 8.431        | 14%            | 48.524   | 21%                                       |  |
| LEYTE         | ABUYOG                  | 58.948                          | 8.006                    | 4.270                            | 12.276             |                   |              |            |              |         |   |                                     |                |              |                |          |   |  |
|               | ALANGALANG              | 47.874                          | 3.820                    | 5.873                            | 9.693              | 3.416             | 35%          | 1.150      | 12%          | 5.127   | 47%                                     | 0                                   | 0%             | 0            | 0%             | 9.693    | 0%  |  |
|               | ALBUERA                 | 41.831                          | 3.263                    | 4.365                            | 7.628              | 3.571             | 47%          | 800        | 10%          | 3.257   | 57%                                     | 1.423                               | 19%            | 2.774        | 36%            | 3.431    | 55%                                       |  |
|               | BABATNGON               | 26.381                          | 2.571                    | 997                              | 3.568              | 1.500             | 42%          | 0          | 0%           | 2.068   | 42%                                     | 0                                   | 0%             | 0            | 0%             | 3.568    | 0%  |  |
|               | BARUGO                  | 31.041                          | 2.578                    | 3.825                            | 6.403              | 0                 | 0%           | 0          | 0%           | 6.403   | 0%                                      | 0                                   | 0%             | 0            | 0%             | 6.403    | 0%  |  |
|               | BATO                    | 36.733                          | 2.866                    | 4.711                            | 7.577              |                   |              |            |              |         |   |                                     |                |              |                |          |   |  |
|               | BURAUEN                 | 50.393                          | 3.501                    | 6.526                            | 10.027             | 17.172            | 171%         | 0          | 0%           | -7.145  | 171%                                    | 0                                   | 0%             | 994          | 10%            | 9.033    | 10%                                       |  |
| CALUBIAN      | 30.553                  | 2.447                           | 2.283                    | 4.730                            | 0                  | 0%                | 0            | 0%         | 4.730        | 0%      | 0                                       | 0%                                  | 0              | 0%           | 4.730          | 0%       |   |  |



|                                      |                          |                  |                |                |                |                |             |               |            |                |             |               |           |               |            |                |            |
|--------------------------------------|--------------------------|------------------|----------------|----------------|----------------|----------------|-------------|---------------|------------|----------------|-------------|---------------|-----------|---------------|------------|----------------|------------|
|                                      | SAN JOSE                 | 16.883           |                | 0              |                |                |             |               |            |                |             |               |           |               |            |                |            |
|                                      | SAN ROQUE                | 27.639           |                | 0              |                |                |             |               |            |                |             |               |           |               |            |                |            |
|                                      | SAN VICENTE              | 7.819            |                | 0              |                |                |             |               |            |                |             |               |           |               |            |                |            |
|                                      | SILVINO LOBOS            | 15.018           |                | 0              |                |                |             |               |            |                |             |               |           |               |            |                |            |
|                                      | VICTORIA                 | 14.616           |                | 0              |                |                |             |               |            |                |             |               |           |               |            |                |            |
|                                      | <b>Total</b>             | <b>618.470</b>   |                | <b>0</b>       |                |                |             |               |            |                |             |               |           |               |            |                |            |
| <b>SAMAR<br/>(WESTERN<br/>SAMAR)</b> | ALMAGRO                  | 11.575           | 1.019          | 150            | 1.169          |                |             |               |            |                |             |               |           |               |            |                |            |
|                                      | BASEY                    | 52.945           |                | 1.161          | 1.161          | 11.193         | 964%        | 1.873         | 161%       | -11.905        | 1125%       | 20            | 2%        | 2.173         | 187%       | -1.032         | 189%       |
|                                      | CALBAYOG CITY            | 181.419          |                |                | 0              |                |             |               |            |                |             |               |           |               |            |                |            |
|                                      | CALBIGA                  | 22.506           |                |                | 0              |                |             |               |            |                |             |               |           |               |            |                |            |
|                                      | CITY OF CATBALOGAN (...) | 99.034           | 1.127          | 33             | 1.160          |                |             |               |            |                |             |               |           |               |            |                |            |
|                                      | DARAM                    | 43.389           | 658            | 0              | 658            |                |             |               |            |                |             |               |           |               |            |                |            |
|                                      | GANDARA                  | 33.541           |                |                | 0              |                |             |               |            |                |             |               |           |               |            |                |            |
|                                      | HINABANGAN               | 13.284           |                |                | 0              |                |             |               |            |                |             |               |           |               |            |                |            |
|                                      | JIABONG                  | 17.929           |                |                | 0              |                |             |               |            |                |             |               |           |               |            |                |            |
|                                      | MARABUT                  | 15.871           | 858            | 2.272          | 3.130          | 8.318          | 266%        | 2.205         | 70%        | -7.393         | 336%        | 0             | 0%        | 3.255         | 104%       | -125           | 104%       |
|                                      | MATUGUINAO               | 7.083            | 32             | 2              | 34             |                |             |               |            |                |             |               |           |               |            |                |            |
|                                      | MOTIONG                  | 15.571           |                |                | 0              |                |             |               |            |                |             |               |           |               |            |                |            |
|                                      | PAGSANGHAN               | 8.425            |                |                | 0              |                |             |               |            |                |             |               |           |               |            |                |            |
|                                      | PARANAS (WRIGHT)         | 30.794           | 915            | 55             | 970            |                |             |               |            |                |             |               |           |               |            |                |            |
|                                      | PINABACDAO               | 17.019           | 768            | 565            | 1.333          |                |             |               |            |                |             |               |           |               |            |                |            |
|                                      | SAN JORGE                | 17.157           |                |                | 0              |                |             |               |            |                |             |               |           |               |            |                |            |
|                                      | SAN JOSE DE BUAN         | 6.891            |                |                | 0              |                |             |               |            |                |             |               |           |               |            |                |            |
|                                      | SAN SEBASTIAN            | 8.093            | 856            | 81             | 937            |                |             |               |            |                |             |               |           |               |            |                |            |
|                                      | SANTA MARGARITA          | 26.093           | 87             | 2              | 89             |                |             |               |            |                |             |               |           |               |            |                |            |
|                                      | SANTA RITA               | 39.987           | 3.002          | 1.155          | 4.157          |                |             |               |            |                |             |               |           |               |            |                |            |
|                                      | SANTO NIÑO               | 14.179           | 87             | 56             | 143            |                |             |               |            |                |             |               |           |               |            |                |            |
|                                      | TAGAPUL-AN               | 8.219            |                |                | 0              |                |             |               |            |                |             |               |           |               |            |                |            |
|                                      | TALALORA                 | 8.382            | 1.314          | 248            | 1.562          |                |             |               |            |                |             |               |           |               |            |                |            |
|                                      | TARANGNAN                | 25.354           |                |                | 0              |                |             |               |            |                |             |               |           |               |            |                |            |
|                                      | VILLAREAL                | 27.532           |                |                | 0              |                |             |               |            |                |             |               |           |               |            |                |            |
|                                      | ZUMARRAGA                | 17.783           | 1.508          | 304            | 1.812          |                |             |               |            |                |             |               |           |               |            |                |            |
|                                      | <b>Total</b>             | <b>770.054</b>   | <b>12.231</b>  | <b>6.084</b>   | <b>18.315</b>  | <b>19.511</b>  | <b>107%</b> | <b>4.078</b>  | <b>22%</b> | <b>-5.274</b>  | <b>129%</b> | <b>20</b>     | <b>0%</b> | <b>5.428</b>  | <b>30%</b> | <b>12.867</b>  | <b>30%</b> |
| <b>SOUTHERN<br/>LEYTE</b>            | ANAHAWAN                 | 8.190            | 281            | 20             | 301            |                |             |               |            |                |             |               |           |               |            |                |            |
|                                      | BONTOC                   | 29.523           | 952            | 110            | 1.062          |                |             |               |            |                |             |               |           |               |            |                |            |
|                                      | CITY OF MAASIN (CAPIT..) | 83.219           | 165            | 25             | 190            |                |             |               |            |                |             |               |           |               |            |                |            |
|                                      | HINUNANGAN               | 29.302           | 1.186          | 178            | 1.364          |                |             |               |            |                |             |               |           |               |            |                |            |
|                                      | HINUNDAYAN               | 12.261           | 809            | 116            | 925            |                |             |               |            |                |             |               |           |               |            |                |            |
|                                      | LIBAGON                  | 14.800           | 263            | 11             | 274            |                |             |               |            |                |             |               |           |               |            |                |            |
|                                      | LILOAN                   | 23.529           | 704            | 25             | 729            |                |             |               |            |                |             |               |           |               |            |                |            |
|                                      | LIMASAWA                 | 6.017            | 18             | 2              | 20             |                |             |               |            |                |             |               |           |               |            |                |            |
|                                      | MACROHON                 | 26.179           | 222            | 16             | 238            |                |             |               |            |                |             |               |           |               |            |                |            |
|                                      | MALITBOG                 | 22.696           | 314            | 13             | 327            |                |             |               |            |                |             |               |           |               |            |                |            |
|                                      | PADRE BURGOS             | 10.854           | 167            | 13             | 180            |                |             |               |            |                |             |               |           |               |            |                |            |
|                                      | PINTUYAN                 | 9.550            | 149            | 13             | 162            |                |             |               |            |                |             |               |           |               |            |                |            |
|                                      | SAINT BERNARD            | 25.955           | 772            | 27             | 799            |                |             |               |            |                |             |               |           |               |            |                |            |
|                                      | SAN FRANCISCO            | 12.919           | 166            | 3              | 169            |                |             |               |            |                |             |               |           |               |            |                |            |
|                                      | SAN JUAN (CABALIAN)      | 14.512           | 560            | 77             | 637            |                |             |               |            |                |             |               |           |               |            |                |            |
|                                      | SAN RICARDO              | 10.393           | 13             | 8              | 21             |                |             |               |            |                |             |               |           |               |            |                |            |
|                                      | SILAGO                   | 12.694           | 874            | 135            | 1.009          |                |             |               |            |                |             |               |           |               |            |                |            |
| SOGOD                                | 42.704                   | 1.770            | 102            | 1.872          |                |                |             |               |            |                |             |               |           |               |            |                |            |
| TOMAS OPPUS                          | 16.300                   | 147              | 39             | 186            |                |                |             |               |            |                |             |               |           |               |            |                |            |
|                                      | <b>Total</b>             | <b>411.598</b>   | <b>9.532</b>   | <b>933</b>     | <b>10.465</b>  |                |             |               |            |                |             |               |           |               |            |                |            |
| <b>Grand Total</b>                   |                          | <b>4.260.702</b> | <b>248.306</b> | <b>244.550</b> | <b>492.856</b> | <b>310.415</b> | <b>63%</b>  | <b>35.319</b> | <b>7%</b>  | <b>147.122</b> | <b>70%</b>  | <b>35.915</b> | <b>7%</b> | <b>53.540</b> | <b>11%</b> | <b>403.401</b> | <b>18%</b> |

**REGION VIII Emergency Shelter - by Province, Municipality, Agency (26/01/14)**

| Province      | Municipality      | Agency                          | Tarp1pHH |         | Tarpaulines - 2 per HH |         | Tents   |         | Total HH in Emergency Shelter Solution |         | Activities where technical assistance is p.. |         | NFI: Household |         | NFI: Kitchen Sets |         |
|---------------|-------------------|---------------------------------|----------|---------|------------------------|---------|---------|---------|--|---------|--|---------|----------------|---------|-------------------|---------|
|               |                   |                                 | Planned  | Reached | Planned                | Reached | Planned | Reached | Planned                                | Reached | Planned                                      | Reached | Planned        | Reached | Planned           | Reached |
| BILIRAN       | Cabucgayan        | PRCS - IFRC                     |          | 928     |                        |         |         |         | 928                                    |         | 0  |         | 1.857          |         |                   |         |
|               |                   | <b>Total</b>                    |          | 928     |                        |         |         |         | 928                                    |         | 0  |         | 1.857          |         |                   |         |
|               | NAVAL (CAPITAL)   | PRCS - IFRC                     |          |         |                        |         | 625     |         | 625                                    |         | 0  |         |                |         |                   |         |
|               |                   | <b>Total</b>                    |          |         |                        |         | 625     |         | 625                                    |         | 0  |         |                |         |                   |         |
|               | <b>Total</b>      |                                 |          | 928     |                        |         | 625     |         | 1.553                                  |         | 0  |         | 1.857          |         |                   |         |
| EASTERN SAMAR | Null              | PLAN Int                        | 14.725   |         |                        |         |         | 14.725  |  | 0       |  |         |                |         |                   |         |
|               |                   | <b>Total</b>                    | 14.725   |         |                        |         |         | 14.725  |  | 0       |  |         |                |         |                   |         |
|               | BALANGIGA         | Caritas Germany                 |          | 2.520   |                        |         |         |         | 2.520                                  |         | 0  |         | 2.500          |         |                   |         |
|               |                   | UNHCR                           |          | 647     | 20                     |         | 177     |         | 844                                    |         | 10   |         | 156            |         |                   |         |
|               |                   | <b>Total</b>                    |          | 3.167   | 20                     |         | 177     |         | 3.364                                  |         | 10   |         | 2.656          |         |                   |         |
|               | BALANGKAYAN       | Caritas Germany                 |          | 150     |                        |         |         |         | 150                                    |         | 0  |         |                |         |                   |         |
|               |                   | MSF                             |          |         |                        |         | 145     |         | 145                                    |         | 0  |         |                | 55      |                   |         |
|               |                   | PLAN Int                        |          | 328     |                        |         |         |         | 328                                    |         | 0  |         |                |         |                   |         |
|               |                   | PRCS - ICRC                     |          |         | 2.142                  |         |         |         | 2.142                                  |         | 0  |         |                |         |                   |         |
|               |                   | UNHCR                           |          | 171     |                        |         | 12      |         | 183                                    |         | 2  |         |                |         |                   |         |
|               |                   | <b>Total</b>                    |          | 649     | 2.142                  |         | 157     |         | 2.948                                  |         | 2  |         |                |         | 55                |         |
|               | DOLORES           | DFID RRF/Christian Aid          |          | 1.250   |                        |         |         |         | 1.250                                  |         | 0  |         | 1.125          |         |                   |         |
|               |                   | <b>Total</b>                    |          | 1.250   |                        |         |         |         | 1.250                                  |         | 0  |         | 1.125          |         |                   |         |
|               | GENERAL MACARTHUR | Citizens' Disaster Response C.. |          | 450     |                        |         |         |         | 450                                    |         | 0  |         | 450            |         |                   |         |
|               |                   | IOM                             |          | 2.628   |                        |         |         |         | 2.628                                  |         | 0  |         | 65             |         |                   |         |
| ShelterBox    |                   |                                 |          |         |                        | 80      |         | 80      |  | 0       |  | 80      |                |         |                   |         |
| UNHCR         |                   |                                 | 549      |         |                        | 112     |         | 661     |  | 17      |  | 247     |                |         |                   |         |
| <b>Total</b>  |                   |                                 | 3.627    |         |                        | 192     |         | 3.819   |  | 17      |  | 842     |                |         |                   |         |
| GIPORLOS      | ACTED             |                                 |          | 360     |                        | 396     |         | 756     |  | 0       |  | 360     |                |         |                   |         |
|               | CRS               |                                 | 2.721    | 794     |                        | 0       |         | 3.515   |  | 1       |  | 455     |                | 643     |                   |         |

Tarp1pHH, Tarpaulines - 2 per HH, Tents, Total HH in Emergency Shelter Solution, Activities where technical assistance is provided, NFI: Household and NFI: Kitchen Sets broken down by Calculation\_2720110162132986 vs. Province, Municipality and Agency. The data is filtered on Region, which keeps REGION VIII (EASTERN VISAYAS). The view is filtered on sum of Emergency Shelter HH, which includes values greater than or equal to 1.

**REGION VIII Emergency Shelter - by Province, Municipality, Agency (26/01/14)**

| Province      | Municipality | Agency                          | Tarp1pHH |         | Tarpaulines - 2 per HH |         | Tents   |         | Total HH in Emergency Shelter Solution |         | Activities where technical assistance is p.. |         | NFI: Household |         | NFI: Kitchen Sets |         |
|---------------|--------------|---------------------------------|----------|---------|------------------------|---------|---------|---------|--|---------|--|---------|----------------|---------|-------------------|---------|
|               |              |                                 | Planned  | Reached | Planned                | Reached | Planned | Reached | Planned                                | Reached | Planned                                      | Reached | Planned        | Reached | Planned           | Reached |
| EASTERN SAMAR | GIPORLOS     | PRCS - ICRC                     |          |         |                        | 2.419   |         |         |  | 2.419   |  | 0       |                |         |                   |         |
|               |              | UNHCR                           |          | 1       |                        |         |         | 56      |  | 57      |  | 6       |                | 3       |                   |         |
|               |              | <b>Total</b>                    |          | 2.722   |                        | 3.573   |         | 452     |  | 6.747   |  | 7       |                | 818     |                   | 643     |
|               | GUIUAN       | ACTED                           |          | 5.231   |                        | 347     |         | 438     |  | 6.016   |  | 0       |                | 2.132   |                   |         |
|               |              | Citizens' Disaster Response C.. |          | 1.985   |                        |         |         | 500     |  | 2.485   |  | 0       |                | 1.985   |                   |         |
|               |              | Civic Force Japan               |          |         |                        |         |         | 500     |  | 500     |  | 0       |                |         |                   |         |
|               |              | DFID RRF/Christian Aid          |          | 1.250   |                        |         |         |         |  | 1.250   |  | 0       |                | 1.125   |                   |         |
|               |              | IOM                             | 7        | 2.040   |                        |         |         |         | 7                                      | 2.040   | 0  | 0       | 10             | 4.022   |                   |         |
|               |              | MSF                             |          | 15      |                        | 1.585   |         | 1.245   |  | 2.845   |  | 0       |                |         |                   | 1.070   |
|               |              | PRCS - ICRC                     |          | 119     |                        | 10.161  |         |         |  | 10.280  |  | 0       |                |         |                   |         |
|               |              | People in Need (PIN)            | 500      |         |                        |         |         |         | 500                                    |         | 0  |         |                |         |                   |         |
|               |              | SOS ATTITUDE                    |          |         |                        |         |         | 693     |  | 693     |  | 0       |                | 750     |                   | 300     |
|               |              | UNHCR                           |          | 3.487   |                        |         |         |         | 993                                    |         | 4.480  |         | 80             |         | 7.138             |         |
|               | <b>Total</b> | 507                             | 14.127   |         | 12.093                 |         | 4.369   | 507     | 30.589                                 | 0       | 80   | 10      | 17.152         |         | 1.370             |         |
|               | HERNANI      | ACTED                           |          | 561     |                        |         |         |         |  | 561     |  | 0       |                | 137     |                   |         |
|               |              | Citizens' Disaster Response C.. |          | 1.398   |                        |         |         |         |  | 1.398   |  | 0       |                | 1.398   |                   |         |
|               |              | IOM                             |          | 851     |                        |         |         |         |  | 851     |  | 0       |                | 1.382   |                   |         |
|               |              | MSF                             |          |         |                        |         |         | 918     |  | 918     |  | 0       |                |         |                   | 1.546   |
|               |              | UNHCR                           |          | 99      |                        |         |         |         | 64                                     | 163     |  | 18      |                | 30      |                   |         |
|               | <b>Total</b> |                                 | 2.909    |         |                        |         |         | 982     |  | 3.891   |  | 18      |                | 2.947   |                   | 1.546   |
|               | LAWAAN       | CRS                             |          | 1.097   |                        | 371     |         | 0       |  | 1.468   |  | 1       |                | 686     |                   | 686     |
|               |              | Caritas Germany                 |          | 100     |                        |         |         |         |  | 100     |  | 0       |                |         |                   |         |
|               |              | Handicap International          |          |         |                        |         |         | 698     |  | 698     |  | 0       |                | 4.422   |                   | 701     |
|               |              | ShelterBox                      |          |         |                        |         |         | 54      |  | 54      |  | 0       |                | 54      |                   |         |
|               |              | UNHCR                           |          |         |                        |         |         | 55      |  | 55      |  | 8       |                |         |                   |         |

Tarp1pHH, Tarpaulines - 2 per HH, Tents, Total HH in Emergency Shelter Solution, Activities where technical assistance is provided, NFI: Household and NFI: Kitchen Sets broken down by Calculation\_2720110162132986 vs. Province, Municipality and Agency. The data is filtered on Region, which keeps REGION VIII (EASTERN VISAYAS). The view is filtered on sum of Emergency Shelter HH, which includes values greater than or equal to 1.

**REGION VIII Emergency Shelter - by Province, Municipality, Agency (26/01/14)**

| Province      | Municipality | Agency                          | Tarp1pHH |         | Tarpaulines - 2 per HH |         | Tents   |         | Total HH in Emergency Shelter Solution |         | Activities where technical assistance is p.. |         | NFI: Household |         | NFI: Kitchen Sets |         |
|---------------|--------------|---------------------------------|----------|---------|------------------------|---------|---------|---------|--|---------|--|---------|----------------|---------|-------------------|---------|
|               |              |                                 | Planned  | Reached | Planned                | Reached | Planned | Reached | Planned                                | Reached | Planned                                      | Reached | Planned        | Reached | Planned           | Reached |
| EASTERN SAMAR | LAWAAN       | <b>Total</b>                    |          | 1.197   |                        | 371     |         | 807     |  | 2.375   |  | 9       |                | 5.162   |                   | 1.387   |
|               | MERCEDES     | ACTED                           |          | 2.079   |                        |         |         |         |  | 2.079   |  | 0       |                |         |                   |         |
|               |              | Caritas Germany                 |          | 500     |                        |         |         |         |  | 500     |  | 0       |                |         |                   |         |
|               |              | DFID RRF/Christian Aid          |          | 1.250   |                        |         |         |         |  | 1.250   |  | 0       |                | 1.125   |                   |         |
|               |              | IOM                             | 10       | 2.101   |                        |         |         |         | 10                                     | 2.101   | 0  | 0       |                | 3.323   |                   | 66      |
|               |              | MSF                             |          |         |                        |         |         | 276     |  | 276     |  | 0       |                |         |                   |         |
|               |              | PRCS - ICRC                     |          |         |                        | 1.183   |         |         |  | 1.183   |  | 0       |                |         |                   |         |
|               |              | SOS ATTITUDE                    |          |         |                        |         |         | 276     |  | 276     |  | 0       |                |         |                   |         |
|               |              | UNHCR                           |          | 90      |                        |         |         | 396     |  | 486     |  | 25      |                | 185     |                   | 375     |
|               |              | <b>Total</b>                    | 10       | 6.020   |                        | 1.183   |         | 948     |  | 10      | 8.151  | 0       | 25             |         | 4.633             |         |
|               | QUINAPONDAN  | ACTED                           |          |         |                        | 178     |         | 308     |  | 486     |  | 0       |                | 178     |                   |         |
|               |              | CRS                             |          | 2.627   |                        | 576     |         | 0       |  | 3.203   |  | 1       |                | 260     |                   | 513     |
|               |              | Citizens' Disaster Response C.. |          | 1.000   |                        |         |         |         |  | 1.000   |  | 0       |                | 1.000   |                   |         |
|               |              | DFID RRF/Christian Aid          |          | 1.250   |                        |         |         |         |  | 1.250   |  | 0       |                | 1.125   |                   |         |
|               |              | UNHCR                           |          | 373     |                        |         |         | 65      |  | 438     |  | 7       |                | 799     |                   |         |
|               |              | <b>Total</b>                    |          | 5.250   |                        | 754     |         | 373     |  | 6.377   |  | 8       |                | 3.362   |                   | 513     |
|               | SALCEDO      | ACTED                           |          | 812     |                        | 643     |         | 127     |  | 1.582   |  | 0       |                | 643     |                   |         |
|               |              | CRS                             |          | 797     |                        | 0       |         | 0       |  | 797     |  | 1       |                | 0       |                   | 0       |
|               |              | Caritas Germany                 |          | 2.720   |                        |         |         |         |  | 2.720   |  | 0       |                |         |                   |         |
|               |              | IOM                             |          | 1.396   |                        |         |         |         |  | 1.396   |  | 0       |                | 1.967   |                   |         |
|               |              | MSF                             |          | 260     |                        |         |         | 372     |  | 632     |  | 0       |                |         |                   | 567     |
|               |              | PLAN Int                        |          | 1.707   |                        |         |         |         |  | 1.707   |  | 0       |                |         |                   |         |
|               |              | PRCS - ICRC                     |          |         |                        | 4.129   |         |         |  | 4.129   |  | 0       |                |         |                   |         |
|               |              | SOS ATTITUDE                    |          |         |                        |         |         | 60      |  | 60      |  | 0       |                | 90      |                   | 50      |
|               |              | UNHCR                           |          | 4.823   |                        |         |         | 106     |  | 4.929   |  | 99      |                | 14.541  |                   | 992     |

Tarp1pHH, Tarpaulines - 2 per HH, Tents, Total HH in Emergency Shelter Solution, Activities where technical assistance is provided, NFI: Household and NFI: Kitchen Sets broken down by Calculation\_2720110162132986 vs. Province, Municipality and Agency. The data is filtered on Region, which keeps REGION VIII (EASTERN VISAYAS). The view is filtered on sum of Emergency Shelter HH, which includes values greater than or equal to 1.

**REGION VIII Emergency Shelter - by Province, Municipality, Agency (26/01/14)**

| Province      | Municipality | Agency                          | Tarp1pHH |         | Tarpaulines - 2 per HH |         | Tents   |         | Total HH in Emergency Shelter Solution |         | Activities where technical assistance is p.. |         | NFI: Household |         | NFI: Kitchen Sets |         |
|---------------|--------------|---------------------------------|----------|---------|------------------------|---------|---------|---------|--|---------|--|---------|----------------|---------|-------------------|---------|
|               |              |                                 | Planned  | Reached | Planned                | Reached | Planned | Reached | Planned                                | Reached | Planned                                      | Reached | Planned        | Reached | Planned           | Reached |
| EASTERN SAMAR | SALCEDO      | Total                           |          | 12.515  |                        | 4.772   |         | 665     |  | 17.952  |  | 100     |                | 17.241  |                   | 1.609   |
|               |              | Total                           | 15.242   | 53.433  |                        | 24.908  |         | 9.122   | 15.242                                 | 87.463  | 0  | 276     | 10             | 55.938  |                   | 7.564   |
| LEYTE         | Null         | ADRA                            |          |         | 2.500                  |         |         |         | 2.500                                  |         | 0  |         |                |         |                   |         |
|               |              | UNHCR                           |          | 227     |                        |         |         |         |  | 227     |  | 0       |                | 227     |                   |         |
|               |              | Total                           |          | 227     | 2.500                  |         |         |         | 2.500                                  | 227     | 0  | 0       |                | 227     |                   |         |
|               | ALANGALANG   | Citizens' Disaster Response C.. |          | 840     |                        |         |         |         |  | 840     |  | 0       |                | 840     |                   |         |
|               |              | DSWD                            |          | 308     |                        |         |         |         |  | 308     |  | 0       |                |         |                   |         |
|               |              | IOM                             |          | 1.268   |                        |         |         |         |  | 1.268   |  | 0       |                |         |                   |         |
|               |              | Save the Children Region VIII   |          |         | 1.150                  |         |         |         | 1.150                                  |         | 0  |         |                |         |                   |         |
|               |              | UNHCR                           |          | 1.000   |                        |         |         |         |  | 1.000   |  | 0       |                |         |                   |         |
|               |              | Total                           |          | 3.416   | 1.150                  |         |         |         | 1.150                                  | 3.416   | 0  | 0       |                | 840     |                   |         |
|               | ALBUERA      | CARE                            | 800      |         |                        | 1.154   |         |         | 800                                    | 1.154   | 0  | 0       |                |         |                   | 1.699   |
|               |              | Citizens' Disaster Response C.. |          | 1.284   |                        |         |         |         |  | 1.284   |  | 0       |                | 1.284   |                   |         |
|               |              | HelpAge-COSE                    |          | 148     |                        |         |         |         |  | 148     |  | 0       |                |         |                   |         |
|               |              | IOM                             |          | 794     |                        |         |         |         |  | 794     |  | 0       |                |         |                   |         |
|               |              | UNHCR                           |          | 177     |                        |         |         | 14      |  | 191     |  | 0       |                |         |                   |         |
|               |              | Total                           | 800      | 2.403   |                        | 1.154   |         | 14      | 800                                    | 3.571   | 0  | 0       |                | 1.284   |                   | 1.699   |
|               | BABATNGON    | UNHCR                           |          | 1.500   |                        |         |         |         |  | 1.500   |  | 0       |                | 4.500   |                   |         |
|               |              | Total                           |          | 1.500   |                        |         |         |         |  | 1.500   |  | 0       |                | 4.500   |                   |         |
|               | BURAUEN      | CRS                             |          | 3.090   |                        | 756     |         | 0       |  | 3.846   |  | 1       |                | 4.572   |                   | 3.858   |
|               |              | DSWD                            |          | 8.182   |                        |         |         |         |  | 8.182   |  | 0       |                |         |                   |         |
|               |              | MSF OCBA                        |          | 2.537   |                        |         |         | 2.607   |  | 5.144   |  | 0       |                | 5.063   |                   | 5.144   |
| Total         |              |                                 | 13.809   |         | 756                    |         | 2.607   |         | 17.172                                 |         | 1  |         | 9.635          |         | 9.002             |         |
| CAPOOCAN      | IOM          |                                 | 737      |         |                        |         |         |         | 737                                    |         | 0  |         |                |         |                   |         |
|               | UNHCR        |                                 | 1.432    |         |                        |         | 2       |         | 1.434                                  |         | 0  |         | 1.193          |         |                   |         |

Tarp1pHH, Tarpaulines - 2 per HH, Tents, Total HH in Emergency Shelter Solution, Activities where technical assistance is provided, NFI: Household and NFI: Kitchen Sets broken down by Calculation\_2720110162132986 vs. Province, Municipality and Agency. The data is filtered on Region, which keeps REGION VIII (EASTERN VISAYAS). The view is filtered on sum of Emergency Shelter HH, which includes values greater than or equal to 1.

**REGION VIII Emergency Shelter - by Province, Municipality, Agency (26/01/14)**

| Province     | Municipality | Agency                        | Tarp1pHH     |         | Tarpaulines - 2 per HH |         | Tents   |         | Total HH in Emergency Shelter Solution |         | Activities where technical assistance is p.. |         | NFI: Household |         | NFI: Kitchen Sets |         |       |
|--------------|--------------|-------------------------------|--------------|---------|------------------------|---------|---------|---------|--|---------|--|---------|----------------|---------|-------------------|---------|-------|
|              |              |                               | Planned      | Reached | Planned                | Reached | Planned | Reached | Planned                                | Reached | Planned                                      | Reached | Planned        | Reached | Planned           | Reached |       |
| LEYTE        | CAPOOCAN     | <b>Total</b>                  |              | 2.169   |                        |         |         | 2       |  | 2.171   |  | 0       |                | 1.193   |                   |         |       |
|              |              | CARIGARA                      |              | 100     |                        |         |         |         |  | 100     |  | 0       |                |         |                   |         |       |
|              |              | <b>Total</b>                  |              | 100     |                        |         |         |         |  | 100     |  | 0       |                |         |                   |         |       |
|              | DAGAMI       | IOM                           |              | 941     |                        |         |         |         |  | 941     |  | 0       |                |         |                   |         |       |
|              |              | MSF OCBA                      |              |         |                        |         |         | 1.682   |  | 1.682   |  | 0       |                | 1.682   |                   | 1.682   |       |
|              |              | MSF Spain                     |              | 333     |                        |         |         |         |  | 333     |  | 0       |                |         |                   |         |       |
|              |              | PRCS - IFRC                   |              |         | 347                    |         |         |         |  | 347     |  | 0       |                | 601     |                   |         |       |
|              |              | UNHCR                         |              |         | 1.150                  |         |         |         |  | 1.150   |  | 0       |                | 1.500   |                   |         |       |
|              |              |                               | <b>Total</b> | 1.274   | 1.497                  |         |         |         | 1.682                                  | 1.274   | 3.179  | 0       | 0              |         | 3.783             |         | 1.682 |
|              |              | DULAG                         | ARC Int      |         | 276                    |         |         |         |  |         | 276  |         | 0              |         |                   |         |       |
|              |              | Medair                        | 4.235        | 2.031   |                        | 122     |         |         | 4.235                                  | 2.153   | 0  | 0       |                |         |                   |         |       |
|              |              | PRCS - IFRC                   |              | 2.092   |                        |         |         |         |  | 2.092   |  | 0       |                |         |                   |         |       |
|              |              | Samaritan's Purse             |              | 981     |                        |         |         |         |  | 981     |  | 0       |                |         |                   |         |       |
|              |              | Save the Children Region VIII | 2.045        | 5.183   |                        |         |         |         | 2.045                                  | 5.183   | 0  | 0       | 213            |         | 213               |         |       |
|              |              | ShelterBox                    |              |         |                        |         |         | 218     |  | 218     |  | 0       |                |         |                   |         |       |
|              |              | World Vision                  |              |         |                        | 1.851   |         |         |  | 1.851   |  | 0       |                | 1.851   |                   | 1.851   |       |
|              |              | <b>Total</b>                  | 6.280        | 10.563  |                        | 1.973   |         | 218     | 6.280                                  | 12.754  | 0  | 0       | 213            | 1.851   | 213               | 1.851   |       |
|              | HILONGOS     | PRCS - GRC                    |              |         |                        |         |         | 200     |  | 200     |  | 0       |                |         |                   |         |       |
|              |              | <b>Total</b>                  |              |         |                        |         |         | 200     |  | 200     |  | 0       |                |         |                   |         |       |
|              | ISABEL       | IOM                           |              | 827     |                        |         |         |         |  | 827     |  | 0       |                |         |                   |         |       |
|              |              | UNHCR                         |              | 1.314   |                        |         |         | 3       |  | 1.317   |  | 0       |                | 1.321   |                   |         |       |
|              |              | <b>Total</b>                  |              | 2.141   |                        |         |         | 3       |  | 2.144   |  | 0       |                | 1.321   |                   |         |       |
|              | JARO         | GOAL                          |              | 6.345   |                        |         |         |         |  | 6.345   |  | 0       |                | 1.418   |                   | 800     |       |
| UNHCR        |              |                               | 1.050        |         |                        |         |         |         | 1.050                                  |         | 0  |         |                |         |                   |         |       |
| <b>Total</b> |              |                               | 7.395        |         |                        |         |         |         | 7.395                                  |         | 0  |         | 1.418          |         | 800               |         |       |

Tarp1pHH, Tarpaulines - 2 per HH, Tents, Total HH in Emergency Shelter Solution, Activities where technical assistance is provided, NFI: Household and NFI: Kitchen Sets broken down by Calculation\_2720110162132986 vs. Province, Municipality and Agency. The data is filtered on Region, which keeps REGION VIII (EASTERN VISAYAS). The view is filtered on sum of Emergency Shelter HH, which includes values greater than or equal to 1.

**REGION VIII Emergency Shelter - by Province, Municipality, Agency (26/01/14)**

| Province | Municipality   | Agency                        | Tarp1pHH |         | Tarpaulines - 2 per HH |         | Tents   |         | Total HH in Emergency Shelter Solution |         | Activities where technical assistance is p.. |         | NFI: Household |         | NFI: Kitchen Sets |         |     |     |
|----------|----------------|-------------------------------|----------|---------|------------------------|---------|---------|---------|--|---------|--|---------|----------------|---------|-------------------|---------|-----|-----|
|          |                |                               | Planned  | Reached | Planned                | Reached | Planned | Reached | Planned                                | Reached | Planned                                      | Reached | Planned        | Reached | Planned           | Reached |     |     |
| LEYTE    | JAVIER (BUGHO) | ShelterBox                    |          |         |                        |         |         | 200     |  | 200     |  | 0       |                |         |                   |         |     |     |
|          |                | <b>Total</b>                  |          |         |                        |         |         | 200     |  | 200     |  | 0       |                |         |                   |         |     |     |
|          | JULITA         | OXFAM                         |          | 2.725   |                        |         |         |         |  | 2.725   |  | 0       |                |         |                   |         |     |     |
|          |                | <b>Total</b>                  |          | 2.725   |                        |         |         |         |  | 2.725   |  | 0       |                |         |                   |         |     |     |
|          | KANANGA        | CRS                           |          | 5.001   |                        | 1.418   |         | 0       |  | 6.419   |  | 2       |                | 0       |                   |         | 0   |     |
|          |                | HelpAge-COSE                  |          | 59      |                        |         |         |         |  | 59      |  | 0       |                |         |                   |         |     |     |
|          |                | IOM                           |          | 405     |                        |         |         |         |  | 405     |  | 0       |                |         |                   |         |     |     |
|          |                | UNHCR                         |          | 633     |                        |         |         |         |  | 633     |  | 0       |                | 1.710   |                   |         |     |     |
|          |                | <b>Total</b>                  |          | 6.098   |                        | 1.418   |         | 0       |  | 7.516   |  | 2       |                | 1.710   |                   |         |     | 0   |
|          | LA PAZ         | CARE                          |          |         | 1.074                  |         |         |         |  | 1.074   |  | 0       |                |         |                   |         |     |     |
|          |                | MSF OCBA                      |          | 156     |                        |         |         |         |  | 156     |  | 0       |                | 156     |                   |         | 156 |     |
|          |                | SOLIDARITES INTERNATION..     |          | 2.930   |                        | 914     |         |         |  | 3.844   |  | 0       |                |         |                   |         |     |     |
|          |                | <b>Total</b>                  |          | 3.086   |                        | 1.074   |         | 914     |  | 1.074   | 4.000  |         | 0              |         | 156               |         |     | 156 |
|          | LEYTE          | IOM                           |          | 939     |                        |         |         |         |  | 939     |  | 0       |                | 408     |                   |         |     |     |
|          |                | PRCS - IFRC                   |          | 3.570   |                        |         |         |         |  | 3.570   |  | 0       |                | 6.286   |                   |         |     |     |
|          |                | UNHCR                         |          | 2.429   |                        |         |         | 22      |  | 2.451   |  | 0       |                | 2.109   |                   |         |     |     |
|          |                | <b>Total</b>                  |          | 6.938   |                        |         |         | 22      |  | 6.960   |  | 0       |                | 8.803   |                   |         |     |     |
|          | MACARTHUR      | MSF OCBA                      |          |         |                        |         |         | 316     |  | 316     |  | 0       |                | 316     |                   |         | 316 |     |
|          |                | Save the Children Region VIII | 991      | 3.694   |                        |         |         |         | 991                                    | 3.694   | 0  | 0       |                | 1.601   |                   |         |     |     |
|          |                | <b>Total</b>                  | 991      | 3.694   |                        |         |         | 316     | 991                                    | 4.010   | 0  | 0       |                | 1.917   |                   |         | 316 |     |
| MATAG-OB | HelpAge-COSE   |                               | 205      |         |                        |         |         |         | 205                                    |         | 0  |         |                |         |                   |         |     |     |
|          | IOM            |                               | 528      |         |                        |         |         |         | 528                                    |         | 0  |         |                |         |                   |         |     |     |
|          | UNHCR          |                               | 421      |         |                        |         |         |         | 421                                    |         | 0  |         | 421            |         |                   |         |     |     |
|          | <b>Total</b>   |                               | 1.154    |         |                        |         |         |         | 1.154                                  |         | 0  |         | 421            |         |                   |         |     |     |
| Mayorga  | PRCS - IFRC    |                               | 1.627    |         |                        |         |         | 1.627   |  | 0       |  |         |                |         |                   |         |     |     |

Tarp1pHH, Tarpaulines - 2 per HH, Tents, Total HH in Emergency Shelter Solution, Activities where technical assistance is provided, NFI: Household and NFI: Kitchen Sets broken down by Calculation\_2720110162132986 vs. Province, Municipality and Agency. The data is filtered on Region, which keeps REGION VIII (EASTERN VISAYAS). The view is filtered on sum of Emergency Shelter HH, which includes values greater than or equal to 1.

**REGION VIII Emergency Shelter - by Province, Municipality, Agency (26/01/14)**

| Province     | Municipality | Agency                        | Tarp1pHH |         | Tarpaulines - 2 per HH |         | Tents   |         | Total HH in Emergency Shelter Solution |         | Activities where technical assistance is p.. |         | NFI: Household |         | NFI: Kitchen Sets |         |
|--------------|--------------|-------------------------------|----------|---------|------------------------|---------|---------|---------|--|---------|--|---------|----------------|---------|-------------------|---------|
|              |              |                               | Planned  | Reached | Planned                | Reached | Planned | Reached | Planned                                | Reached | Planned                                      | Reached | Planned        | Reached | Planned           | Reached |
| LEYTE        | Mayorga      | Save the Children Region VIII | 1.045    | 1.833   |                        |         |         |         | 1.045                                  | 1.833   | 0  | 0       |                |         |                   |         |
|              |              | ShelterBox                    |          |         |                        |         | 200     |         | 200                                    |         | 0  |         |                |         |                   |         |
|              |              | UNHCR                         |          | 2.500   |                        |         |         |         | 2.500                                  |         | 0  |         |                |         |                   |         |
|              |              | <b>Total</b>                  | 1.045    | 5.960   |                        |         | 200     |         | 1.045                                  | 6.160   | 0  | 0       |                |         |                   |         |
|              | MERIDA       | IOM                           |          | 813     |                        |         |         |         | 813                                    |         | 0  |         |                |         |                   |         |
|              |              | UNHCR                         |          | 1.216   |                        |         |         |         | 1.216                                  |         | 0  |         | 1.216          |         |                   |         |
|              |              | <b>Total</b>                  |          | 2.029   |                        |         |         |         | 2.029                                  |         | 0  |         | 1.216          |         |                   |         |
|              | ORMOC CITY   | CARE                          | 2.500    |         |                        |         |         |         | 2.500                                  |         | 0  |         |                |         |                   |         |
|              |              | CRS                           |          | 4.584   |                        | 3.510   |         | 0       | 8.094                                  |         | 2  |         | 0              |         | 0                 |         |
|              |              | Habitat for Humanity          |          |         | 1.000                  |         |         |         | 1.000                                  |         | 0  |         |                |         |                   |         |
|              |              | HelpAge-COSE                  |          | 1.642   |                        |         |         |         | 1.642                                  |         | 0  |         |                |         |                   |         |
|              |              | IOM                           | 1.105    | 994     |                        |         |         |         | 1.105                                  | 994     | 0  | 0       |                | 14.000  |                   |         |
|              |              | MSF Holland                   |          | 389     |                        |         |         |         | 389                                    |         | 0  |         |                |         |                   | 126     |
|              |              | PRCS - IFRC                   |          | 15.947  |                        |         |         |         | 15.947                                 |         | 0  |         |                | 6.882   |                   | 1.085   |
|              |              | UNHCR                         |          | 1.881   |                        |         |         | 20      | 1.901                                  |         | 0  |         |                | 7.041   |                   |         |
|              |              | <b>Total</b>                  | 3.605    | 25.437  | 1.000                  | 3.510   |         | 20      | 4.605                                  | 28.967  | 0  | 2       |                | 27.923  |                   | 1.211   |
|              | PALO         | CRS                           |          | 13.567  |                        | 1.466   |         | 0       | 15.033                                 |         | 1  |         | 12.404         |         | 14.884            |         |
|              |              | PRCS - IFRC                   |          | 3.726   |                        |         |         |         | 3.726                                  |         | 0  |         | 5.816          |         |                   |         |
|              |              | ShelterBox                    |          |         |                        |         | 2       |         | 2                                      |         | 0  |         |                |         |                   |         |
|              |              | UNHCR                         |          |         |                        |         |         | 60      | 60                                     |         | 0  |         |                |         |                   |         |
|              |              | <b>Total</b>                  |          | 17.293  |                        | 1.466   | 2       | 60      | 2                                      | 18.819  | 0  | 1       |                | 18.220  |                   | 14.884  |
|              | PALOMPON     | IOM                           |          | 1.000   |                        |         |         |         | 1.000                                  |         | 0  |         |                |         |                   |         |
|              |              | UNHCR                         |          | 137     |                        |         |         |         | 137                                    |         | 0  |         | 137            |         | 182               |         |
| <b>Total</b> |              |                               | 1.137    |         |                        |         |         | 1.137   |  | 0       |  | 137     |                | 182     |                   |         |
| PASTRANA     | CARE         |                               |          | 377     |                        |         |         | 377     |  | 0       |  |         |                |         |                   |         |

Tarp1pHH, Tarpaulines - 2 per HH, Tents, Total HH in Emergency Shelter Solution, Activities where technical assistance is provided, NFI: Household and NFI: Kitchen Sets broken down by Calculation\_2720110162132986 vs. Province, Municipality and Agency. The data is filtered on Region, which keeps REGION VIII (EASTERN VISAYAS). The view is filtered on sum of Emergency Shelter HH, which includes values greater than or equal to 1.

**REGION VIII Emergency Shelter - by Province, Municipality, Agency (26/01/14)**

| Province               | Municipality            | Agency                    | Tarp1pHH |         | Tarpaulines - 2 per HH |         | Tents   |         | Total HH in Emergency Shelter Solution |         | Activities where technical assistance is p.. |         | NFI: Household |         | NFI: Kitchen Sets |         |
|------------------------|-------------------------|---------------------------|----------|---------|------------------------|---------|---------|---------|--|---------|--|---------|----------------|---------|-------------------|---------|
|                        |                         |                           | Planned  | Reached | Planned                | Reached | Planned | Reached | Planned                                | Reached | Planned                                      | Reached | Planned        | Reached | Planned           | Reached |
| LEYTE                  | PASTRANA                | PRCS - IFRC               |          | 1.650   |                        |         |         |         | 1.650                                  |         | 0  |         |                |         |                   |         |
|                        |                         | SOLIDARITES INTERNATION.. | 2.280    | 53      | 808                    | 21      |         |         | 3.088                                  | 74      | 0  | 0       |                |         |                   |         |
|                        |                         | <b>Total</b>              | 2.280    | 1.703   | 1.185                  | 21      |         |         | 3.465                                  | 1.724   | 0  | 0       |                |         |                   |         |
|                        | SAN ISIDRO              | IOM                       |          | 669     |                        |         |         |         | 669                                    |         | 0  |         | 510            |         | 159               |         |
|                        |                         | <b>Total</b>              |          | 669     |                        |         |         |         | 669                                    |         | 0  |         | 510            |         | 159               |         |
|                        | SAN MIGUEL              | DSWD                      |          | 2       |                        |         |         |         | 2                                      |         | 0  |         |                |         |                   |         |
|                        |                         | IOM                       |          | 2.241   |                        |         |         |         | 2.241                                  |         | 0  |         |                |         |                   |         |
|                        |                         | UNHCR                     |          | 375     |                        |         |         |         | 375                                    |         | 0  |         | 4.500          |         |                   |         |
|                        |                         | <b>Total</b>              |          | 2.618   |                        |         |         |         | 2.618                                  |         | 0  |         | 4.500          |         |                   |         |
|                        | SANTA FE                | CARE                      |          |         | 760                    | 240     |         |         | 760                                    | 240     | 0  | 0       |                |         |                   |         |
|                        |                         | DSWD                      |          | 362     |                        |         |         | 19      | 381                                    |         | 0  |         |                |         |                   |         |
|                        |                         | MSF Holland               |          | 2.815   |                        | 2.009   |         |         | 4.824                                  |         | 0  |         | 2.009          |         | 2.009             |         |
|                        |                         | UNHCR                     |          | 1.050   |                        |         |         | 100     | 1.150                                  |         | 0  |         | 2.000          |         |                   |         |
|                        |                         | <b>Total</b>              |          | 4.227   | 760                    | 2.249   |         | 119     | 760                                    | 6.595   | 0  | 0       | 4.009          |         | 2.009             |         |
|                        | TABANGO                 | IOM                       |          | 602     |                        |         |         |         | 602                                    |         | 0  |         | 602            |         |                   |         |
|                        |                         | UNHCR                     |          | 1.178   |                        |         |         |         | 1.178                                  |         | 0  |         | 1.178          |         |                   |         |
|                        |                         | <b>Total</b>              |          | 1.780   |                        |         |         |         | 1.780                                  |         | 0  |         | 1.780          |         |                   |         |
|                        | TABONTABON              | CARE                      | 1.000    |         |                        |         |         |         | 1.000                                  |         | 0  |         |                |         |                   |         |
|                        |                         | MSF Spain                 | 1.874    |         |                        |         |         |         | 1.874                                  |         | 0  |         |                |         |                   |         |
|                        |                         | World Vision              |          |         |                        | 1.480   |         |         | 1.480                                  |         | 0  |         | 1.480          |         | 352               |         |
|                        |                         | <b>Total</b>              | 2.874    |         |                        | 1.480   |         |         | 2.874                                  | 1.480   | 0  | 0       | 1.480          |         | 352               |         |
|                        | TACLOBAN CITY (CAPITAL) | ACTED                     |          | 990     |                        |         |         |         | 990                                    |         | 0  |         |                |         |                   |         |
|                        |                         | CARE                      |          |         |                        | 827     |         |         | 827                                    |         | 0  |         |                |         |                   |         |
| Handicap International |                         |                           | 36       |         |                        |         | 90      | 126     |  | 0       |  | 134     |                | 35      |                   |         |
| <b>Total</b>           |                         | 5.704                     | 1.624    |         |                        |         |         | 5.704   | 1.624                                  | 0       | 0  | 668     | 4.939          |         | 119               |         |

Tarp1pHH, Tarpaulines - 2 per HH, Tents, Total HH in Emergency Shelter Solution, Activities where technical assistance is provided, NFI: Household and NFI: Kitchen Sets broken down by Calculation\_2720110162132986 vs. Province, Municipality and Agency. The data is filtered on Region, which keeps REGION VIII (EASTERN VISAYAS). The view is filtered on sum of Emergency Shelter HH, which includes values greater than or equal to 1.

**REGION VIII Emergency Shelter - by Province, Municipality, Agency (26/01/14)**

| Province | Municipality            | Agency                          | Tarp1pHH |         | Tarpaulines - 2 per HH |         | Tents   |         | Total HH in Emergency Shelter Solution |         | Activities where technical assistance is p.. |         | NFI: Household |         | NFI: Kitchen Sets |         |
|----------|-------------------------|---------------------------------|----------|---------|------------------------|---------|---------|---------|--|---------|--|---------|----------------|---------|-------------------|---------|
|          |                         |                                 | Planned  | Reached | Planned                | Reached | Planned | Reached | Planned                                | Reached | Planned                                      | Reached | Planned        | Reached | Planned           | Reached |
| LEYTE    | TACLOBAN CITY (CAPITAL) | OXFAM                           |          | 3.772   |                        |         |         |         |  | 3.772   |  | 0       |                |         |                   |         |
|          |                         | PRCS - IFRC                     |          | 5.140   |                        |         | 25      |         | 5.165                                  |         | 0  |         | 795            |         |                   |         |
|          |                         | Save the Children Region VIII   |          | 1.843   |                        |         |         |         | 1.843                                  |         | 0  |         | 918            |         | 551               |         |
|          |                         | ShelterBox                      |          |         |                        |         | 236     |         | 236                                    |         | 0  |         | 236            |         |                   |         |
|          |                         | UNHCR                           |          | 4.948   |                        |         | 2.377   |         | 7.325                                  |         | 0  |         | 5.957          |         | 642               |         |
|          |                         | World Vision                    |          |         | 1.161                  |         |         |         | 1.161                                  |         | 0  |         | 1.464          |         | 886               |         |
|          |                         | <b>Total</b>                    | 5.704    | 18.353  |                        | 1.988   |         | 2.728   | 5.704                                  | 23.069  | 0  | 0       | 668            | 14.443  |                   | 2.233   |
|          | TANAUAN                 | CARE                            | 440      |         |                        |         |         | 440     |  | 0       |  |         |                |         |                   |         |
|          |                         | Citizens' Disaster Response C.. |          |         |                        |         | 450     |         | 450                                    |         | 0  |         |                |         |                   |         |
|          |                         | Civic Force Japan               |          |         |                        |         | 450     |         | 450                                    |         | 0  |         |                |         |                   |         |
|          |                         | INTERSOS                        |          | 807     |                        |         | 238     |         | 1.045                                  |         | 0  |         | 1.280          |         | 275               |         |
|          |                         | IOM                             |          | 2.000   |                        |         |         |         | 2.000                                  |         | 0  |         |                |         |                   |         |
|          |                         | PRCS - IFRC                     |          | 500     |                        |         |         |         | 500                                    |         | 0  |         |                |         |                   |         |
|          |                         | Samaritan's Purse               |          | 5.975   |                        |         |         |         | 5.975                                  |         | 0  |         |                |         |                   |         |
|          |                         | UNHCR                           |          | 5.001   |                        |         | 456     |         | 5.457                                  |         | 0  |         | 5.000          |         | 1.856             |         |
|          | <b>Total</b>            | 440                             | 14.283   |         |                        |         | 1.594   | 440     | 15.877                                 | 0       | 0  | 6.280   |                | 2.131   |                   |         |
|          | TOLOSA                  | CARE                            | 260      |         | 1.220                  |         |         | 260     | 1.220                                  |         | 0  | 0       |                |         |                   |         |
|          |                         | CRS                             |          | 4.388   |                        | 0       | 0       |         | 4.388                                  |         | 1  |         | 4.735          |         | 2.757             |         |
|          |                         | PRCS - IFRC                     |          | 1.168   |                        |         | 65      |         | 1.233                                  |         | 0  |         |                |         |                   |         |
|          |                         | Samaritan's Purse               |          | 1.000   |                        |         |         |         | 1.000                                  |         | 0  |         |                |         |                   |         |
|          |                         | <b>Total</b>                    | 260      | 6.556   |                        | 1.220   |         | 65      | 260                                    | 7.841   | 0  | 1       | 4.735          |         | 2.757             |         |
|          | VILLABA                 | HelpAge-COSE                    |          | 398     |                        |         |         |         | 398                                    |         | 0  |         |                |         |                   |         |
|          |                         | IOM                             |          | 830     |                        |         |         |         | 830                                    |         | 0  |         |                |         |                   |         |
|          |                         | UNHCR                           |          | 1.728   |                        |         |         |         | 1.728                                  |         | 0  |         | 1.728          |         |                   |         |
|          |                         | <b>Total</b>                    |          | 2.956   |                        |         |         |         | 2.956                                  |         | 0  |         | 1.728          |         |                   |         |

Tarp1pHH, Tarpaulines - 2 per HH, Tents, Total HH in Emergency Shelter Solution, Activities where technical assistance is provided, NFI: Household and NFI: Kitchen Sets broken down by Calculation\_2720110162132986 vs. Province, Municipality and Agency. The data is filtered on Region, which keeps REGION VIII (EASTERN VISAYAS). The view is filtered on sum of Emergency Shelter HH, which includes values greater than or equal to 1.

**REGION VIII Emergency Shelter - by Province, Municipality, Agency (26/01/14)**

| Province                     | Municipality | Agency                          | Tarp1pHH |         | Tarpaulines - 2 per HH |         | Tents   |         | Total HH in Emergency Shelter Solution |         | Activities where technical assistance is p.. |         | NFI: Household |         | NFI: Kitchen Sets |         |
|------------------------------|--------------|---------------------------------|----------|---------|------------------------|---------|---------|---------|--|---------|--|---------|----------------|---------|-------------------|---------|
|                              |              |                                 | Planned  | Reached | Planned                | Reached | Planned | Reached | Planned                                | Reached | Planned                                      | Reached | Planned        | Reached | Planned           | Reached |
| <b>LEYTE</b>                 | <b>Total</b> |                                 | 25.553   | 173.916 | 7.669                  | 18.149  | 2       | 10.050  | 33.224                                 | 202.115 | 0  | 7       | 881            | 126.020 | 213               | 41.424  |
| <b>SAMAR (WESTERN SAMAR)</b> | BASEY        | Caritas Germany                 |          | 1.000   |                        |         |         |         |  | 1.000   |  | 0       |                |         |                   |         |
|                              |              | Citizens' Disaster Response C.. |          | 2.350   |                        |         |         |         |  | 2.350   |  | 0       |                | 2.350   |                   |         |
|                              |              | Food for the Hungry             | 1.873    |         |                        |         |         |         | 1.873                                  |         | 0  |         |                |         |                   |         |
|                              |              | PRCS - ICRC                     |          | 2.258   |                        | 3.635   |         |         |  | 5.893   |  | 0       |                |         |                   |         |
|                              |              | ShelterBox                      |          |         |                        |         |         | 271     |  | 271     |  | 0       |                | 271     |                   |         |
|                              |              | UNHCR                           |          | 500     |                        |         |         | 1.179   |  | 1.679   |  | 0       |                | 2.980   |                   | 80      |
|                              |              | <b>Total</b>                    | 1.873    | 6.108   |                        | 3.635   |         | 1.450   | 1.873                                  | 11.193  | 0  | 0       |                | 5.601   |                   | 80      |
|                              | MARABUT      | Caritas Germany                 |          | 1.200   |                        |         |         |         |  | 1.200   |  | 0       |                |         |                   |         |
|                              |              | Citizens' Disaster Response C.. |          | 3.265   |                        |         |         |         |  | 3.265   |  | 0       |                | 3.265   |                   |         |
|                              |              | Food for the Hungry             | 2.205    |         |                        |         |         |         | 2.205                                  |         | 0  |         |                |         |                   |         |
|                              |              | IOM                             |          | 2.233   |                        |         |         |         |  | 2.233   |  | 0       |                | 960     |                   |         |
|                              |              | UNHCR                           |          | 1.390   |                        |         |         | 230     |  | 1.620   |  | 11      |                | 1.390   |                   |         |
|                              |              | <b>Total</b>                    | 2.205    | 8.088   |                        |         |         | 230     | 2.205                                  | 8.318   | 0  | 11      |                | 5.615   |                   |         |
|                              | <b>Total</b> |                                 | 4.078    | 14.196  |                        | 3.635   |         | 1.680   | 4.078                                  | 19.511  | 0  | 11      |                | 11.216  |                   | 80      |
| <b>Grand Total</b>           |              | 44.873                          | 242.473  | 7.669   | 46.692                 | 2       | 21.477  | 52.544  | 310.642                                | 0       | 294  | 891     | 195.031        | 213     | 49.068            |         |

Tarp1pHH, Tarpaulines - 2 per HH, Tents, Total HH in Emergency Shelter Solution, Activities where technical assistance is provided, NFI: Household and NFI: Kitchen Sets broken down by Calculation\_2720110162132986 vs. Province, Municipality and Agency. The data is filtered on Region, which keeps REGION VIII (EASTERN VISAYAS). The view is filtered on sum of Emergency Shelter HH, which includes values greater than or equal to 1.

**REGION VIII    Emergency Shelter - by Agency (26/01/14)**

| Agency                             | Tarpaulines - 1 per HH |                | Tarpaulines - 2 per HH |               | Tents    |               | Total HH in Emergency Shelter Solution |               | NFI: Household |            | NFI: Kitchen Sets |            |               |
|------------------------------------|------------------------|----------------|------------------------|---------------|----------|---------------|--|---------------|----------------|------------|-------------------|------------|---------------|
|                                    | Planned                | Reached        | Planned                | Reached       | Planned  | Reached       | Planned                                | Reached       | Planned        | Reached    | Planned           | Reached    |               |
| ACTED                              |                        | 9.673          |                        | 1.528         |          | 1.269         |  | 12.470        |                | 3.450      |                   |            |               |
| ADRA                               |                        |                | 2.500                  |               |          |               |  | 2.500         |                |            |                   |            |               |
| ARC Int                            |                        | 276            |                        |               |          |               |  | 276           |                |            |                   |            |               |
| CARE                               | 5.000                  |                | 2.211                  | 3.441         |          |               | 7.211                                  | 3.441         |                |            |                   | 3.061      |               |
| CRS                                |                        | 37.872         |                        | 8.891         |          | 0             |  | 46.763        |                | 28.098     |                   | 29.781     |               |
| Caritas Germany                    |                        | 8.190          |                        |               |          |               |  | 8.190         |                | 2.500      |                   |            |               |
| Citizens' Disaster Response Center |                        | 12.572         |                        |               |          | 950           |  | 13.522        |                | 12.572     |                   |            |               |
| Civic Force Japan                  |                        |                |                        |               |          | 950           |  | 950           |                |            |                   |            |               |
| DFID RRF/Christian Aid             |                        | 5.000          |                        |               |          |               |  | 5.000         |                | 9.000      |                   |            |               |
| DSWD                               |                        | 8.854          |                        |               |          | 19            |  | 8.873         |                |            |                   |            |               |
| Food for the Hungry                | 4.078                  |                |                        |               |          |               |  | 4.078         |                |            |                   |            |               |
| GOAL                               |                        | 6.345          |                        |               |          |               |  | 6.345         |                | 1.418      |                   | 800        |               |
| Habitat for Humanity               |                        |                | 1.000                  |               |          |               |  | 1.000         |                |            |                   |            |               |
| Handicap International             |                        | 36             |                        |               |          | 788           |  | 824           |                | 4.556      |                   | 736        |               |
| HelpAge-COSE                       |                        | 2.452          |                        |               |          |               |  | 2.452         |                |            |                   |            |               |
| INTERSOS                           |                        | 807            |                        |               |          | 238           |  | 1.045         |                | 1.280      |                   | 275        |               |
| IOM                                | 7.767                  | 27.520         |                        |               |          |               |  | 7.767         | 27.520         | 678        | 33.682            | 344        |               |
| MSF                                |                        | 275            |                        | 1.585         |          | 2.956         |  | 4.816         |                |            |                   | 3.238      |               |
| MSF Holland                        |                        | 3.204          |                        | 2.009         |          |               |  | 5.213         |                | 2.009      |                   | 2.135      |               |
| MSF OCBA                           |                        | 2.693          |                        |               |          | 4.605         |  | 7.298         |                | 7.217      |                   | 7.298      |               |
| MSF Spain                          | 2.207                  |                |                        |               |          |               |  | 2.207         |                |            |                   |            |               |
| Medair                             | 4.235                  | 2.031          |                        | 122           |          |               |  | 4.235         | 2.153          |            |                   |            |               |
| OXFAM                              |                        | 6.497          |                        |               |          |               |  | 6.497         |                |            |                   |            |               |
| PLAN Int                           | 14.725                 | 2.035          |                        |               |          |               |  | 14.725        | 2.035          |            |                   |            |               |
| PRCS - GRC                         |                        |                |                        |               |          | 200           |  | 200           |                | 2.000      |                   | 2.000      |               |
| PRCS - ICRC                        |                        | 2.377          |                        | 23.669        |          |               |  | 26.046        |                |            |                   |            |               |
| PRCS - IFRC                        |                        | 36.695         |                        |               |          | 715           |  | 37.410        |                | 22.237     |                   | 1.085      |               |
| People in Need (PIN)               | 500                    |                |                        |               |          |               |  | 500           |                |            |                   |            |               |
| SOLIDARITES INTERNATIONAL          | 2.280                  | 2.983          | 808                    | 935           |          |               |  | 3.088         | 3.918          |            |                   |            |               |
| SOS ATTITUDE                       |                        |                |                        |               |          | 1.029         |  | 1.029         |                | 840        |                   | 350        |               |
| Samaritan's Purse                  |                        | 7.956          |                        |               |          |               |  | 7.956         |                |            |                   |            |               |
| Save the Children Region VIII      | 4.081                  | 12.553         | 1.150                  |               |          |               |  | 5.231         | 12.553         | 213        | 2.519             | 213        | 551           |
| ShelterBox                         |                        |                |                        |               | 2        | 1.259         |  | 2             | 1.259          |            | 761               |            |               |
| UNHCR                              |                        | 43.577         |                        | 20            |          | 6.499         |  | 50.096        |                | 75.207     |                   | 4.127      |               |
| World Vision                       |                        |                |                        | 4.492         |          |               |  | 4.492         |                | 11.327     |                   | 3.089      |               |
| <b>Grand Total</b>                 | <b>44.873</b>          | <b>242.473</b> | <b>7.669</b>           | <b>46.692</b> | <b>2</b> | <b>21.477</b> |  | <b>52.544</b> | <b>310.642</b> | <b>891</b> | <b>220.673</b>    | <b>213</b> | <b>58.870</b> |

**REGION VIII Support To Self Recovery of Shelter : Roofing Solutions - by Province, Municipality, Agency (26/01/14)**

| Province                     | Municipality    | Agency            | HH provided with roofing materials |         | Provision of other materials |         | HH with transitional or core shelters |         | ToolKit (HH with access to toolkits) |         | CleanUpKit |         | Count of TechAssSSRS |         | Training of capenters (number trained) |         | Cash programming |         |     |
|------------------------------|-----------------|-------------------|------------------------------------|---------|------------------------------|---------|---------------------------------------|---------|--------------------------------------|---------|------------|---------|----------------------|---------|--|---------|------------------|---------|-----|
|                              |                 |                   | Planned                            | Reached | Planned                      | Reached | Planned                               | Reached | Planned                              | Reached | Planned    | Reached | Planned              | Reached | Planned                                | Reached | Planned          | Reached |     |
| EASTERN SAMAR                | Null            | PRCS - ICRC       |                                    | 3.500   |                              |         |                                       | 3.000   |                                      |         |            |         | 0                    | 0       |  |         |                  |         |     |
|                              | BALANGIGA       | TESDA             |                                    | 20      |                              |         |                                       |         | 20                                   |         |            |         | 0                    | 0       |  | 20      |                  |         |     |
|                              | BALANGKAYAN     | TDH               |                                    | 141     |                              | 141     |                                       | 141     | 141                                  |         |            |         | 1                    | 1       |  | 141     |                  | 141     |     |
|                              | GENERAL MACAR.. | ACTED             |                                    |         |                              |         |                                       |         | 2.171                                |         |            |         | 0                    | 0       |  |         |                  |         |     |
|                              | GIPORLOS        | ACTED             |                                    |         |                              |         |                                       |         |                                      | 360     |            |         |                      | 0       | 0                                      |         |                  |         |     |
|                              |                 |                   | CRS                                | 0       | 0                            | 0       | 443                                   | 1.000   | 0                                    | 925     | 0          | 0       | 1                    | 1       |  |         | 0                | 0       |     |
|                              |                 |                   | IOM                                |         |                              |         |                                       |         |                                      | 682     |            |         |                      | 0       | 0                                      |         |                  |         |     |
|                              |                 |                   | TESDA                              |         | 20                           |         |                                       |         |                                      | 20      |            |         |                      | 0       | 0                                      |         | 20               |         |     |
|                              | GUIUAN          | ACTED             |                                    |         |                              |         |                                       |         |                                      | 5.593   |            |         |                      | 0       | 0                                      |         |                  |         |     |
|                              |                 |                   | DSWD                               |         | 2.356                        |         |                                       |         |                                      |         |            |         |                      | 0       | 0                                      |         |                  |         |     |
|                              |                 |                   | Habitat for Humanity               | 2.897   | 1.545                        | 2.897   | 1.545                                 |         |                                      | 2.897   | 1.545      |         |                      | 0       | 0                                      |         |                  |         |     |
|                              |                 |                   | IOM                                |         |                              |         |                                       |         |                                      | 4.402   |            |         |                      | 0       | 0                                      |         |                  |         |     |
|                              |                 |                   | People in Need (PIN)               |         |                              |         |                                       |         |                                      | 500     |            |         |                      | 0       | 0                                      |         |                  | 2.000   | 300 |
|                              |                 |                   | TESDA                              |         | 20                           |         |                                       |         |                                      | 20      |            |         |                      | 0       | 0                                      |         | 20               |         |     |
|                              | HERNANI         | ACTED             |                                    |         |                              |         |                                       |         |                                      | 1.355   |            |         |                      | 0       | 0                                      |         |                  |         |     |
|                              |                 |                   | IOM                                |         |                              |         |                                       |         |                                      | 691     |            |         |                      | 0       | 0                                      |         |                  |         |     |
|                              |                 |                   | TDH                                | 390     |                              | 390     |                                       | 390     | 390                                  |         |            | 1       |                      | 390     |  | 390     |                  |         |     |
|                              | LAWAAN          | CRS               |                                    | 0       | 0                            | 0       | 1.544                                 | 1.000   | 0                                    | 227     | 0          | 0       | 1                    | 1       |  |         | 0                | 0       |     |
|                              |                 |                   | IOM                                |         |                              |         |                                       |         |                                      | 75      |            |         |                      | 0       | 0                                      |         |                  |         |     |
|                              |                 |                   | TESDA                              |         | 20                           |         |                                       |         |                                      | 20      |            |         |                      | 0       | 0                                      |         | 20               |         |     |
|                              | MERCEDES        | ACTED             |                                    |         |                              |         |                                       |         |                                      | 2.079   |            |         |                      | 0       | 0                                      |         |                  |         |     |
|                              |                 |                   | IOM                                |         |                              |         |                                       |         |                                      | 1.455   |            |         |                      | 0       | 0                                      |         |                  |         |     |
|                              | QUINAPONDAN     | ACTED             |                                    |         |                              |         |                                       |         |                                      | 178     |            |         |                      | 0       | 0                                      |         |                  |         |     |
| CRS                          |                 |                   | 0                                  | 0       | 0                            | 2.075   | 1.000                                 | 0       | 701                                  | 0       | 0          | 1       | 1                    |         |  | 0       | 0                |         |     |
| IOM                          |                 |                   |                                    |         |                              |         |                                       |         | 166                                  |         |            |         | 0                    | 0       |  |         |                  |         |     |
| Shanti Volunteer Association |                 |                   | 2.139                              | 62      | 2.139                        | 62      |                                       |         | 2.139                                | 62      |            |         | 0                    | 0       |  |         |                  |         |     |
| TESDA                        |                 |                   |                                    | 20      |                              |         |                                       |         | 20                                   |         |            |         | 0                    | 0       |  | 20      |                  |         |     |
| SALCEDO                      | ACTED           |                   |                                    |         |                              |         |                                       |         | 2.890                                |         |            |         | 0                    | 0       |  |         |                  |         |     |
|                              |                 | CRS               | 0                                  | 0       | 0                            | 296     | 4.000                                 | 0       | 94                                   | 0       | 0          | 1       | 1                    |         |  | 0       | 0                |         |     |
|                              |                 | IOM               |                                    |         |                              |         |                                       |         | 968                                  |         |            |         | 0                    | 0       |  |         |                  |         |     |
| SAN JULIAN                   | TDH             |                   | 75                                 |         | 75                           |         | 75                                    | 75      |                                      |         |            | 1       | 1                    |         | 75                                     |         | 75               |         |     |
| <b>Total</b>                 |                 |                   | 5.501                              | 7.704   | 5.501                        | 6.106   | 10.465                                | 141     | 6.001                                | 26.860  | 0          | 0       | 6                    | 5       | 465                                    | 241     | 2.465            | 441     |     |
| LEYTE                        | Null            | ADRA              | 2.500                              |         | 2.500                        |         |                                       |         | 2.500                                |         |            |         | 0                    | 0       |  |         |                  |         |     |
|                              |                 | Samaritan's Purse | 10.000                             |         | 10.000                       |         |                                       |         |                                      |         |            |         | 0                    | 0       |  |         |                  |         |     |
|                              | ALANGALANG      | IOM               |                                    |         |                              |         |                                       |         | 885                                  |         |            |         | 0                    | 0       |  |         |                  |         |     |

HH provided with roofing materials, Provision of other materials, HH with transitional or core shelters, ToolKit (HH with access to toolkits), CleanUpKit, count of TechAssSSRS, Training of capenters (number trained) and Cash programming broken down by Calculation\_2720110162132986 vs. Province, Municipality and Agency. The data is filtered on Region and sum of SSRS HH All. The Region filter keeps REGION VIII (EASTERN VISAYAS). The sum of SSRS HH All filter includes values greater than or equal to 1.

**REGION VIII Support To Self Recovery of Shelter : Roofing Solutions - by Province, Municipality, Agency (26/01/14)**

| Province   | Municipality                  | Agency                          | HH provided with roofing materials |         | Provision of other materials |         | HH with transitional or core shelters |         | ToolKit (HH with access to toolkits) |         | CleanUpKit |         | Count of TechAssSSRS |         | Training of capenters (number trained) |         | Cash programming |         |       |
|------------|-------------------------------|---------------------------------|------------------------------------|---------|------------------------------|---------|---------------------------------------|---------|--------------------------------------|---------|------------|---------|----------------------|---------|--|---------|------------------|---------|-------|
|            |                               |                                 | Planned                            | Reached | Planned                      | Reached | Planned                               | Reached | Planned                              | Reached | Planned    | Reached | Planned              | Reached | Planned                                | Reached | Planned          | Reached |       |
| LEYTE      | ALANGALANG                    | Save the Children Region VIII   |                                    |         |                              |         |                                       |         | 1.150                                |         |            |         | 0                    |         |  |         |                  |         |       |
|            | ALBUERA                       | CARE                            | 800                                |         |                              |         |                                       |         | 800                                  | 1.154   |            |         | 1                    | 0       |  |         |                  | 800     | 0     |
|            |                               | HelpAge-COSE                    |                                    |         |                              |         |                                       |         |                                      | 148     |            |         |                      | 0       |  |         |                  |         | 673   |
|            |                               | LUTHERAN WORLD RELIEF           | 574                                |         | 574                          |         |                                       |         | 574                                  |         |            |         |                      | 0       |  |         |                  | 600     |       |
|            |                               | SDC                             |                                    | 750     |                              |         |                                       |         |                                      |         |            |         |                      | 0       |  |         |                  |         |       |
|            | BURAUEN                       | PLAN Int                        | 994                                |         |                              |         |                                       |         | 994                                  |         |            |         | 0                    |         |  |         |                  |         |       |
|            | CAPOOCAN                      | NICCO                           | 1.200                              |         | 1.200                        |         | 1.200                                 |         | 120                                  |         |            |         | 1                    |         | 120                                    |         |                  |         |       |
|            | CARIGARA                      | Citizens' Disaster Response C.. | 690                                |         | 690                          |         |                                       |         | 690                                  |         |            |         | 1                    |         |  |         |                  |         |       |
|            | DULAG                         | Habitat for Humanity            |                                    | 32      |                              | 32      |                                       |         |                                      | 32      |            |         |                      | 0       |  |         |                  |         |       |
|            |                               | ICAN Foundation                 |                                    | 1.311   |                              |         |                                       |         |                                      |         |            |         |                      | 0       |  |         |                  |         |       |
|            |                               | Medair                          |                                    |         |                              | 600     |                                       |         | 1.200                                | 4.800   |            |         |                      | 0       | 0                                      | 60      |                  |         |       |
|            | ISABEL                        | PASAR FOUNDATION, INC.          |                                    | 5.000   |                              |         |                                       |         |                                      | 1.564   |            |         |                      | 0       |  |         |                  |         |       |
|            |                               | SDC                             |                                    | 700     |                              |         |                                       |         |                                      |         |            |         |                      | 0       |  |         |                  |         |       |
|            | JARO                          | GOAL                            |                                    | 600     |                              |         |                                       |         |                                      |         |            |         |                      | 0       |  |         |                  |         | 1.200 |
|            |                               | Habitat for Humanity            |                                    | 55      |                              | 55      |                                       |         |                                      | 55      |            |         |                      | 0       |  |         |                  |         |       |
|            | JULITA                        | PLAN Int                        | 591                                |         |                              |         |                                       |         | 591                                  |         |            |         | 0                    |         |  |         |                  |         |       |
|            | KANANGA                       | HelpAge-COSE                    |                                    |         |                              |         |                                       |         |                                      | 59      |            |         |                      | 0       | 0                                      |         |                  |         | 670   |
|            |                               | LUTHERAN WORLD RELIEF           |                                    |         |                              |         |                                       |         |                                      |         |            |         |                      | 0       |  |         |                  | 600     |       |
|            |                               | SDC                             |                                    | 750     |                              |         |                                       |         |                                      |         |            |         |                      | 0       |  |         |                  |         |       |
|            | LA PAZ                        | CARE                            | 1.074                              |         |                              |         |                                       |         | 1.074                                |         |            |         |                      | 10      |  |         |                  | 1.074   |       |
|            |                               | PLAN Int                        | 476                                |         |                              |         |                                       |         | 476                                  |         |            |         |                      | 0       |  |         |                  |         |       |
|            |                               | SOLIDARITES INTERNATIO..        |                                    | 4.758   |                              |         |                                       |         |                                      |         |            |         |                      | 0       |  |         |                  |         |       |
|            | LEYTE                         | HelpAge-COSE                    |                                    |         |                              |         |                                       |         |                                      |         |            |         |                      | 0       |  |         |                  |         | 669   |
|            |                               | PRCS - IFRC                     |                                    |         |                              |         |                                       |         |                                      | 459     |            |         |                      | 0       |  |         |                  |         |       |
|            | MACARTHUR                     | Save the Children Region VIII   | 2.000                              |         |                              |         |                                       |         |                                      |         |            |         |                      | 1       |  | 100     |                  |         |       |
|            | MATAG-OB                      | HelpAge-COSE                    |                                    |         |                              |         |                                       |         |                                      | 205     |            |         |                      | 0       |  |         |                  |         | 548   |
|            |                               | LUTHERAN WORLD RELIEF           |                                    |         |                              |         |                                       |         |                                      |         |            |         |                      | 0       |  |         |                  | 600     |       |
| SDC        |                               |                                 | 800                                |         |                              |         |                                       |         |                                      |         |            |         | 0                    |         |  |         |                  |         |       |
| Mayorga    | Save the Children Region VIII | 2.000                           |                                    |         |                              |         |                                       |         |                                      |         |            |         | 1                    |         | 100                                    |         |                  |         |       |
| MERIDA     | HelpAge-COSE                  |                                 |                                    |         |                              |         |                                       |         |                                      |         |            |         | 0                    |         |  |         |                  | 669     |       |
|            | SDC                           |                                 | 725                                |         |                              |         |                                       |         |                                      |         |            |         | 0                    |         |  |         |                  |         |       |
| ORMOC CITY | CARE                          | 2.500                           |                                    |         |                              |         |                                       | 2.500   |                                      |         |            |         | 2                    |         |  |         | 2.500            |         |       |
|            | HelpAge-COSE                  |                                 |                                    |         |                              |         |                                       |         | 1.642                                |         |            |         | 0                    |         |  |         |                  | 672     |       |
|            | LUTHERAN WORLD RELIEF         | 564                             |                                    | 564     |                              |         |                                       | 564     |                                      |         |            |         | 0                    |         |  |         | 1.050            |         |       |
|            | PRCS - IFRC                   |                                 |                                    |         |                              |         |                                       |         | 4.575                                |         |            |         | 0                    |         |  |         |                  | 4.673   |       |

HH provided with roofing materials, Provision of other materials, HH with transitional or core shelters, ToolKit (HH with access to toolkits), CleanUpKit, count of TechAssSSRS, Training of capenters (number trained) and Cash programming broken down by Calculation\_2720110162132986 vs. Province, Municipality and Agency. The data is filtered on Region and sum of SSRS HH All. The Region filter keeps REGION VIII (EASTERN VISAYAS). The sum of SSRS HH All filter includes values greater than or equal to 1.

**REGION VIII Support To Self Recovery of Shelter : Roofing Solutions - by Province, Municipality, Agency (26/01/14)**

| Province              | Municipality            | Agency                   | HH provided with roofing materials |         | Provision of other materials |         | HH with transitional or core shelters |         | ToolKit (HH with access to toolkits) |         | CleanUpKit |         | Count of TechAssSSRS |         | Training of capenters (number trained) |         | Cash programming |         |     |
|-----------------------|-------------------------|--------------------------|------------------------------------|---------|------------------------------|---------|---------------------------------------|---------|--------------------------------------|---------|------------|---------|----------------------|---------|--|---------|------------------|---------|-----|
|                       |                         |                          | Planned                            | Reached | Planned                      | Reached | Planned                               | Reached | Planned                              | Reached | Planned    | Reached | Planned              | Reached | Planned                                | Reached | Planned          | Reached |     |
| LEYTE                 | ORMOC CITY              | SDC                      |                                    | 750     |                              |         |                                       |         |                                      |         |            |         |                      | 0       |  |         |                  |         |     |
|                       | PALO                    | CRS                      | 0                                  | 0       | 0                            | 12.683  | 10.000                                | 0       | 634                                  | 0       | 507        | 1       | 1                    |         |  |         | 50               | 50      |     |
|                       |                         | PRCS - IFRC              |                                    |         |                              |         |                                       |         |                                      |         | 2.702      |         |                      | 0       |  |         |                  |         |     |
|                       |                         | TESDA                    |                                    | 79      |                              |         |                                       |         |                                      |         | 79         |         |                      | 0       |  | 80      |                  |         |     |
|                       | PALOMPON                | SDC                      |                                    | 775     |                              |         |                                       |         |                                      |         |            |         |                      | 0       |  |         |                  |         |     |
|                       | PASTRANA                | CARE                     | 500                                |         |                              |         |                                       |         | 500                                  |         |            |         |                      | 2       |  |         |                  | 623     |     |
|                       |                         | SOLIDARITES INTERNATIO.. | 3.454                              | 95      |                              |         |                                       |         |                                      |         |            |         |                      | 0       | 0                                      |         |                  |         |     |
|                       | SANTA FE                | CARE                     | 760                                | 240     |                              |         |                                       |         | 760                                  | 240     |            |         |                      | 0       | 0                                      |         |                  | 760     | 240 |
|                       |                         | MSF Holland              |                                    |         |                              |         |                                       |         |                                      |         | 4.815      |         |                      | 0       |  |         |                  |         |     |
|                       | TABONTABON              | CARE                     | 1.000                              |         |                              |         |                                       |         | 1.000                                |         |            |         |                      | 1       |  |         |                  | 1.000   |     |
|                       |                         | CRS                      |                                    | 0       |                              | 0       |                                       |         |                                      | 0       |            | 82      |                      |         | 1                                      |         |                  |         | 0   |
|                       | TACLOBAN CITY (CAPITAL) | CARE                     |                                    |         |                              |         |                                       |         |                                      |         | 827        |         |                      |         | 0                                      |         |                  |         | 0   |
|                       |                         | CRS                      | 3.000                              |         | 3.000                        |         | 3.000                                 |         | 300                                  |         | 100        |         |                      | 1       |  |         |                  | 0       |     |
|                       |                         | IOM                      | 1.697                              | 301     |                              | 178     |                                       |         |                                      |         |            |         |                      | 0       | 0                                      |         |                  |         |     |
|                       |                         | TESDA                    |                                    | 120     |                              |         |                                       |         |                                      |         | 120        |         |                      |         | 0                                      |         | 120              |         |     |
|                       | TANAUAN                 | CARE                     | 440                                |         |                              |         |                                       |         | 440                                  |         |            |         |                      | 1       |  |         |                  | 440     |     |
|                       |                         | CRS                      |                                    | 0       |                              | 12.378  |                                       |         |                                      | 1.109   |            | 214     |                      |         | 1                                      |         |                  |         | 0   |
|                       |                         | DSWD                     |                                    | 2.090   |                              |         |                                       |         |                                      |         |            |         |                      |         | 0                                      |         |                  |         |     |
|                       | TOLOSA                  | CARE                     | 260                                |         |                              |         |                                       |         | 260                                  | 80      |            |         |                      | 1       | 0                                      |         |                  | 260     | 0   |
|                       |                         | CRS                      |                                    | 0       |                              | 4.819   |                                       |         |                                      | 408     |            | 0       |                      |         | 1                                      |         |                  |         | 0   |
| ICAN Foundation       |                         |                          | 364                                |         |                              |         |                                       |         |                                      |         |            |         |                      | 0       |  |         |                  |         |     |
| VILLABA               | HelpAge-COSE            |                          |                                    |         |                              |         |                                       |         |                                      | 398     |            |         |                      | 0       |  |         |                  |         |     |
|                       | SDC                     |                          | 750                                |         |                              |         |                                       |         |                                      |         |            |         |                      | 0       |  |         |                  |         |     |
| <b>Total</b>          |                         |                          | 37.074                             | 21.045  | 18.528                       | 30.145  | 14.800                                |         | 16.493                               | 26.990  | 100        | 803     | 24                   | 4       | 380                                    | 200     | 10.357           | 10.064  |     |
| SAMAR (WESTERN SAMAR) | Null                    | PRCS - ICRC              |                                    | 1.000   |                              |         |                                       | 3.000   |                                      |         |            |         |                      | 0       | 0                                      |         |                  |         |     |
|                       | BASEY                   | Food for the Hungry      | 1.873                              |         | 1.873                        |         |                                       |         |                                      |         |            |         |                      | 0       |  |         |                  |         |     |
|                       |                         | Global Communities       | 300                                |         |                              |         |                                       |         |                                      |         |            |         |                      | 0       |  |         |                  |         |     |
|                       |                         | TESDA                    |                                    | 20      |                              |         |                                       |         |                                      |         | 20         |         |                      |         | 0                                      |         | 20               |         |     |
|                       | MARABUT                 | ACTED                    |                                    |         |                              |         |                                       |         |                                      |         | 1.842      |         |                      |         | 0                                      |         |                  |         |     |
|                       |                         | Food for the Hungry      | 2.205                              |         | 2.205                        |         |                                       |         |                                      |         |            |         |                      | 0       |  |         |                  |         |     |
|                       |                         | TDH                      | 525                                |         | 525                          |         | 525                                   |         | 525                                  |         |            |         |                      | 1       |  |         |                  |         |     |
| <b>Total</b>          |                         | 4.903                    | 1.020                              | 4.603   |                              | 3.525   |                                       | 525     | 1.862                                |         |            |         | 1                    | 0       |  | 20      |                  |         |     |
| <b>Grand Total</b>    |                         | 47.478                   | 29.769                             | 28.632  | 36.251                       | 28.790  | 141                                   | 23.019  | 55.712                               | 100     | 803        | 31      | 9                    | 845     | 461                                    | 12.822  | 10.505           |         |     |

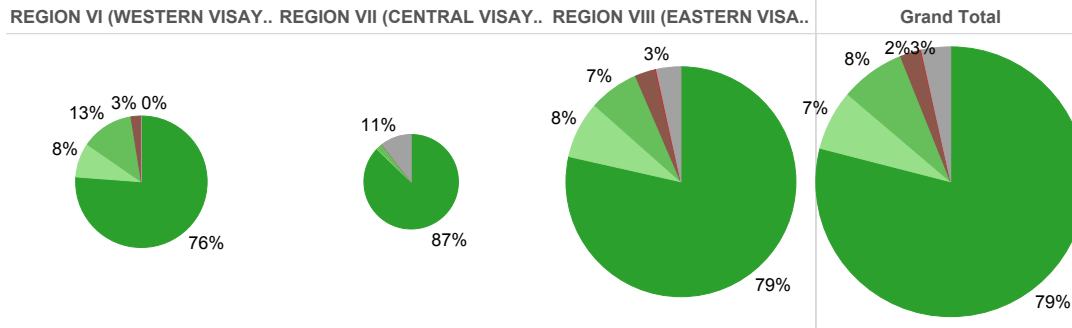
HH provided with roofing materials, Provision of other materials, HH with transitional or core shelters, ToolKit (HH with access to toolkits), CleanUpKit, count of TechAssSSRS, Training of capenters (number trained) and Cash programming broken down by Calculation\_2720110162132986 vs. Province, Municipality and Agency. The data is filtered on Region and sum of SSRS HH All. The Region filter keeps REGION VIII (EASTERN VISAYAS). The sum of SSRS HH All filter includes values greater than or equal to 1.

### Support To Self Recovery of Shelter - by Agency (26/01/14)

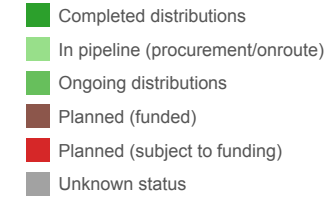
| Agency                             | HH provided with roofing materials |               | Provision of other materials |               | HH with transitional or core shelters |            | ToolKit (HH with access to toolkits) |               | CleanUpKit |            | Count of TechAssSSRS |           | Training of capenters (number trained) |            | Cash programming |               |
|------------------------------------|------------------------------------|---------------|------------------------------|---------------|---------------------------------------|------------|--------------------------------------|---------------|------------|------------|----------------------|-----------|--|------------|------------------|---------------|
|                                    | Planned                            | Reached       | Planned                      | Reached       | Planned                               | Reached    | Planned                              | Reached       | Planned    | Reached    | Planned              | Reached   | Planned                                | Reached    | Planned          | Reached       |
| ADRA                               | 2.500                              |               | 2.500                        |               |                                       |            | 2.500                                |               |            |            | 0                    |           |  |            |                  |               |
| CARE                               | 7.334                              | 240           |                              |               |                                       |            | 7.334                                | 2.301         |            |            | 18                   | 0         |  |            | 7.457            | 240           |
| Citizens' Disaster Response Center | 690                                |               | 690                          |               |                                       |            | 690                                  |               |            |            | 2                    |           |  |            |                  |               |
| CRS                                | 3.000                              | 0             | 3.000                        | 40.175        | 20.000                                |            | 300                                  | 4.098         | 100        | 803        | 6                    | 13        |  |            | 50               | 50            |
| DSWD                               |                                    | 4.446         |                              |               |                                       |            |                                      |               |            |            |                      | 0         |  |            |                  |               |
| Food for the Hungry                | 4.078                              |               | 4.078                        |               |                                       |            |                                      |               |            |            | 0                    |           |  |            |                  |               |
| Global Communities                 | 300                                |               |                              |               |                                       |            |                                      |               |            |            | 0                    |           |  |            |                  |               |
| GOAL                               |                                    | 600           |                              |               |                                       |            |                                      |               |            |            |                      | 0         |  |            |                  | 1.200         |
| Habitat for Humanity               | 2.897                              | 1.632         | 2.897                        | 1.632         |                                       |            | 2.897                                | 1.632         |            |            | 0                    | 0         |  |            |                  |               |
| HelpAge-COSE                       |                                    |               |                              |               |                                       |            |                                      | 2.452         |            |            |                      | 0         |  |            |                  | 3.901         |
| ICAN Foundation                    |                                    | 1.675         |                              |               |                                       |            |                                      |               |            |            |                      | 0         |  |            |                  |               |
| IOM                                | 1.697                              | 301           |                              | 178           |                                       |            |                                      | 9.324         |            |            | 0                    | 0         |  |            |                  |               |
| LUTHERAN WORLD RELIEF              | 1.138                              |               | 1.138                        |               |                                       |            |                                      | 1.138         |            |            | 0                    |           |  |            | 2.850            |               |
| Medair                             |                                    |               |                              |               | 600                                   |            |                                      | 1.200         |            |            | 0                    |           | 60                                     |            |                  |               |
| NICCO                              | 1.200                              |               | 1.200                        |               | 1.200                                 |            |                                      | 120           |            |            | 1                    |           | 120                                    |            |                  |               |
| PASAR FOUNDATION, INC.             |                                    | 5.000         |                              |               |                                       |            |                                      | 1.564         |            |            |                      | 0         |  |            |                  |               |
| People in Need (PIN)               | 0                                  |               |                              |               |                                       |            |                                      | 500           |            |            | 0                    | 0         |  |            | 2.000            | 300           |
| PLAN Int                           | 2.061                              |               |                              |               |                                       |            |                                      | 2.061         |            |            | 0                    |           |  |            |                  |               |
| PRCS - ICRC                        |                                    | 4.500         |                              |               | 6.000                                 |            |                                      |               |            |            | 0                    | 0         |  |            |                  |               |
| PRCS - IFRC                        |                                    |               |                              |               |                                       |            |                                      | 7.736         |            |            |                      | 0         |  |            |                  | 4.673         |
| Samaritan's Purse                  | 10.000                             |               | 10.000                       |               |                                       |            |                                      |               |            |            | 0                    |           |  |            |                  |               |
| Save the Children Region VIII      | 4.000                              |               |                              |               |                                       |            |                                      | 1.150         |            |            | 2                    |           | 200                                    |            |                  |               |
| SDC                                |                                    | 6.000         |                              |               |                                       |            |                                      |               |            |            |                      | 0         |  |            |                  |               |
| Shanti Volunteer Association       | 2.139                              | 62            | 2.139                        | 62            |                                       |            | 2.139                                | 62            |            |            | 0                    | 0         |  |            |                  |               |
| SOLIDARITES INTERNATIONAL          | 3.454                              | 4.853         |                              |               |                                       |            |                                      |               |            |            | 0                    | 0         |  |            |                  |               |
| TDH                                | 990                                | 141           | 990                          | 141           | 990                                   | 141        | 990                                  | 141           |            |            | 3                    | 1         | 465                                    | 141        | 465              | 141           |
| TESDA                              |                                    | 319           |                              |               |                                       |            |                                      | 319           |            |            |                      | 0         |  | 320        |                  |               |
| <b>Grand Total</b>                 | <b>47.478</b>                      | <b>29.769</b> | <b>28.632</b>                | <b>42.188</b> | <b>28.790</b>                         | <b>141</b> | <b>23.019</b>                        | <b>29.629</b> | <b>100</b> | <b>803</b> | <b>32</b>            | <b>14</b> | <b>845</b>                             | <b>461</b> | <b>12.822</b>    | <b>10.505</b> |

## ACTIVITY STATUS (26/01/14)

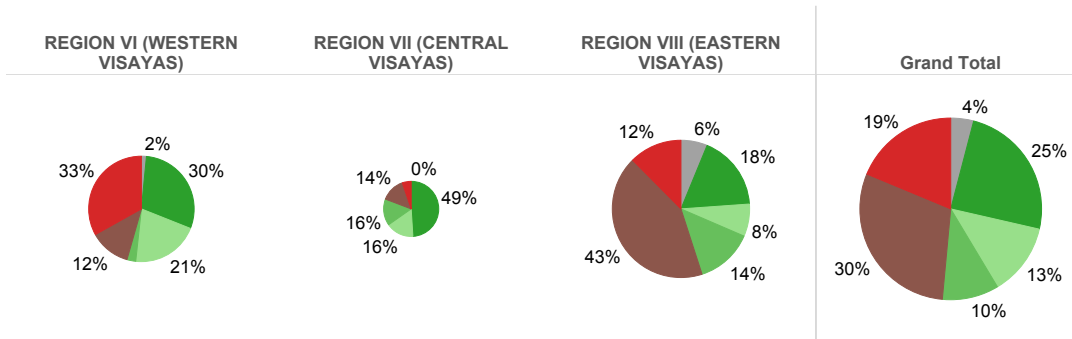
**Emergency Shelter** Graphs depict total household covered by emergency shelter solutions : tarpaulins (1 per household and 2 per household) and tents



### Status



**Support to Self Recovery of Shelter** Graphs depict total household covered by 'support to self recovery of shelter activities: provision of roofing material, core shelters, transitional shelters and cash programming.



### Total number of Households

