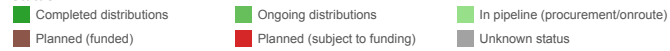
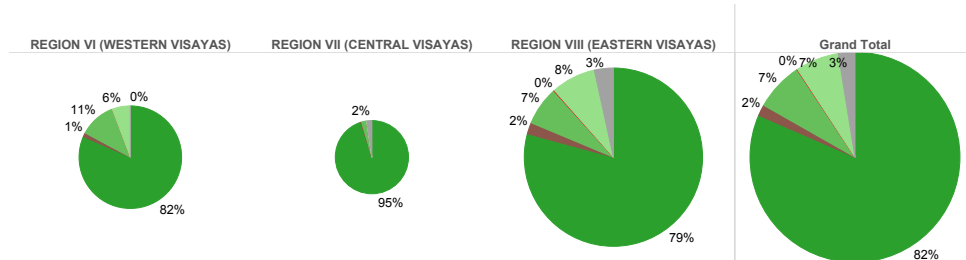


ACTIVITY STATUS (02/02/14)

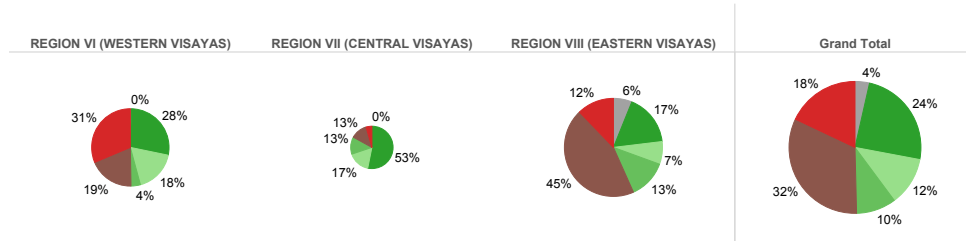
Status



Emergency Shelter Graphs depict total household covered by emergency shelter solutions : tarpaulins (1 per household and 2 per household) and tents



Support to Self Recovery of Shelter Graphs depict total household covered by a roofing solution within activity category of 'support to self recovery of shelter' activities: provision of roofing material, core shelters, transitional shelters and cash programming.



Pie chart size depicts the total number of households:



**Emergency Shelter : Tarpaulins and Tents
- by Region, Province (02/02/14)**

Region	Province	Tarp1pHH		Tarpaulines - 2 per HH		Tents		Total HH Reached with Emergency Shelter Solutions		Activities where technical assistance is provided	
		Planned	Reached	Planned	Reached	Planned	Reached	Planned	Reached	Planned	Reached
REGION IV-B (MIMAROPA)	OCCIDENTAL MINDORO		600						600		0
	ORIENTAL MINDORO		1,416						1,416		0
	PALAWAN		200		980				1,180		0
	Total		2,216		980				3,196		0
REGION V (BICOL REGION)	MASBATE		2,186						2,186		0
	Total		2,186						2,186		0
REGION VI (WESTERN VISAYAS)	AKLAN	1,500	12,478	456			162	1,956	12,640	1	0
	ANTIQUE		9,016		82		52	0	9,150	0	0
	CAPIZ	1,491	36,676	2,044			641	3,535	37,317	0	0
	ILOILO	2,865	39,923		7,299		2,366	2,865	49,588	0	0
	NEGROS OCCIDENTAL		2,000		250			0	2,250	0	0
	Total	5,856	100,093	2,500	7,631		3,221	8,356	110,945	1	0
REGION VII (CENTRAL VISAYAS)	BOHOL								0		0
	CEBU	954	42,206	755	10,812		6,032	1,709	59,050	0	0
	Total	954	42,206	755	10,812		6,032	1,709	59,050	0	0
REGION VIII (EASTERN VISAYAS)	BILIRAN		928						1,553		0
	EASTERN SAMAR	15,242	53,433		24,908		9,272	15,242	87,613	0	276
	LEYTE	24,293	173,916	5,806	17,829	2	10,761	30,101	202,506	1	9
	SAMAR (WESTERN SAMAR)	4,078	14,196		3,635		1,694	4,078	19,525	0	11
	Total	43,613	242,473	5,806	46,372	2	22,352	49,421	311,197	1	296
REGION XIII (CARAGA)	SURIGAO DEL NORTE		1,000						1,000		0
	Total		1,000						1,000		0
Grand Total		50,423	390,174	9,061	65,795	2	31,605	59,486	487,574	2	296

**Emergency Shelter : Tarpaulines and Tents
- by Agency (02/02/14)**

ImplementingAgency	Tarpaulines (1 per H)		Tarpaulines - 2 per HH		Tents		Total HH Reached with Emergency Shelter Solutions	
	Planned	Reached	Planned	Reached	Planned	Reached	Planned	Reached
ACTED		9.673		1.528		1.269		12.470
ADRA			5.000				5.000	
ARC Int		276						276
CARE	5.240		348	3.121			5.588	3.121
CRS		37.872		8.891		0		46.763
Caritas Germany		8.190						8.190
Caritas Switzerland		13.851						13.851
Citizens' Disaster Response Center		26.824				950		27.774
Civic Force Japan						950		950
Concern Worldwide		5.665		1.810				7.475
DFID - HMS Illustrious				6.801				6.801
DFID RRF/Christian Aid		5.000						5.000
DSWD		8.854				19		8.873
DfID (British Navy)		1.400						1.400
Food for the Hungry	4.078						4.078	
GOAL		6.345						6.345
Habitat for Humanity			1.480	3.059			1.480	3.059
Handicap International		36				1.520		1.556
HelpAge-COSE		3.978						3.978
Humanity First						832		832
INTERSOS		807				238		1.045
IOM	8.622	27.520					8.622	27.520
IOM Region VI		19.669						19.669
Islamic Relief Worldwide (IRW)		6.000		2.000		3.272		11.272
MSF		275		1.585		2.956		4.816
MSF Holland		3.204		2.009				5.213
MSF OCBA		2.693				4.605		7.298
MSF Spain	2.207						2.207	
MSF-CH	430	8.021				1.169	430	9.190
Malteser International						44		44
Medair	4.235	2.031		122			4.235	2.153
Municipality						8		8
OXFAM		6.497						6.497
PLAN Int	14.725	4.031					14.725	4.031
PRAY		3.235						3.235
PRCS - GRC		1.000				300		1.300
PRCS - ICRC		2.377		23.669				26.046
PRCS - IFRC		75.558				1.178		76.736
People in Need (PIN)	500						500	
Ramon Aboitiz Foundation Inc (RAFI)	99	4.405					99	4.405
SDC		2.900						2.900
SOLIDARITES INTERNATIONAL	2.280	2.983	808	935			3.088	3.918
SOS ATTITUDE						1.029		1.029
Samaritan's Purse		7.956						7.956
Save the Children Region VI		13.390						13.390
Save the Children Region VIII	4.081	12.553	1.150				5.231	12.553
ShelterBox					2	3.881	2	3.881
Solidar Suisse	2.435						2.435	
UNHCR		43.577		20		7.360		50.957
UNHCR / CFSI	1.491	6.528				25	1.491	6.553
Welt Hunger Hilfe		5.000						5.000
World Vision			275	10.245			275	10.245
Grand Total	50.423	390.174	9.061	65.795	2	31.605	59.486	487.574

**NFI : Household Kits and Kitchen Sets
- by Agency (02/02/14)**

ImplementingAgency	NFI: Household		NFI: Kitchen Sets	
	Planned	Reached	Planned	Reached
ACTED		3.450		
CARE				3.458
Caritas Germany	2.200	2.500		
Caritas Switzerland		14.113		
ChildFund		1.415		
Citizens' Disaster Response Center		27.904		1.080
Concern Worldwide		11.004		11.004
CRS		28.098		29.781
DFID RRF/Christian Aid		15.000		
Enfants du Mekong			200	1.570
Food for the Hungry				4.078
Global Communities	300			
GOAL		1.418		800
Handicap International		4.556		736
Humanity First	50	194		
INTERSOS		1.280		275
IOM	758	33.682		344
IOM Region VI		16.060		1.362
Islamic Relief Worldwide (IRW)		2.000		4.000
LUTHERAN WORLD RELIEF	13.700			
Malteser International		2.777		1.786
MSF				3.238
MSF Holland		2.009		2.135
MSF OCBA		7.217		7.298
MSF-CH	1.408	6.967		
Municipality	181			
PRCS - GRC	29	9.952	29	12.008
PRCS - IFRC		54.861		1.085
Save the Children Region VI		9.722		
Save the Children Region VIII	213	2.519	213	551
SDC				400
ShelterBox		1.001		
SOS ATTITUDE		840		350
TDH			465	141
UNHCR		75.207		4.127
UNHCR / CFSI				2.698
World Renew		492		1.265
World Vision		24.085	23.572	3.089
Grand Total	18.839	360.323	24.479	98.659

**NFI : Household Kits and Kitchen Sets
- by Region, Province (02/02/14)**

Region	Province	NFI: Household		NFI: Kitchen Sets	
		Planned	Reached	Planned	Reached
REGION IV-B (MIMAROPA)	OCCIDENTAL MINDORO		600		
	ORIENTAL MINDORO		1,416		
	PALAWAN		1,280		1,080
	Total		3,296		1,080
REGION V (BICOL REGION)	MASBATE		2,186		
	Total		2,186		
REGION VI (WESTERN VISAYAS)	AKLAN		10,310	14,543	
	ANTIQUE		6,411	3,663	981
	CAPIZ		28,828	2,779	5,585
	ILOILO	1,487	42,866	2,616	12,715
	NEGROS OCCIDENTAL		2,000	200	85
Total	1,487	90,415	23,801	19,366	
REGION VII (CENTRAL VISAYAS)	BOHOL		720		720
	CEBU	8,961	38,591		11,866
	Total	8,961	39,311		12,586
REGION VIII (EASTERN VISAYAS)	BILIRAN		1,857		
	EASTERN SAMAR	10	57,442	465	7,705
	LEYTE	5,881	147,073	213	52,728
	SAMAR (WESTERN SAMA..	2,500	17,743		5,194
Total	8,391	224,115	678	65,627	
REGION XIII (CARAGA)	SURIGAO DEL NORTE		1,000		
	Total		1,000		
Grand Total		18,839	360,323	24,479	98,659

**Support To Self Recovery of Shelter : Roofing Solutions
- by Region, Province (02/02/14)**

Region	Province	HH provided with roofing materials		HH with transitional or core shelters		Cash programming		TOTAL HOUSEHOLDS REACHED (SSRS)	
		Planned	Reached	Planned	Reached	Planned	Reached	Planned	Reached
REGION IV-B (MIMAROPA)	OCCIDENTAL MINDORO								0
	OCCIDENTAL MINDORO								0
	PALAWAN		2,000				2,000		4,000
	Total		2,000				2,000		4,000
REGION V (BICOL REGION)	MASBATE								0
	Total								0
REGION VI (WESTERN VISAYAS)	AKLAN	16,849	226	500		4,800	1,008	22,149	1,234
	ANTIQUE	5,163				1,500	3,309	6,663	3,309
	CAPIZ	6,790	694	1,423		2,350	6,943	10,563	7,637
	ILOILO	6,616	50			10,095	12,204	16,711	12,254
	NEGROS OCCIDENTAL		1,592					0	1,592
Total	35,418	2,562	1,923		18,745	23,464	56,086	26,026	
REGION VII (CENTRAL VISAYAS)	BOHOL						250		250
	CEBU	3,254	12,063	531	1,484	4,505	2,534	8,290	16,081
	Total	3,254	12,063	531	1,484	4,505	2,784	8,290	16,331
REGION VIII (EASTERN VISAYAS)	BILIRAN								0
	EASTERN SAMAR	5,501	8,104	10,465	252	2,465	441	18,431	8,797
	LEYTE	36,097	23,456	14,800	100	14,986	5,886	65,883	29,442
	SAMAR (WESTERN SAMAR)	4,903	1,020	3,525				8,428	1,020
Total	46,501	32,580	28,790	352	17,451	6,327	92,742	39,259	
REGION XIII (CARAGA)	SURIGAO DEL NORTE								0
	Total								0
Grand Total		85,173	49,205	31,244	1,836	40,701	34,575	157,118	85,616

**Support To Self Recovery of Shelter : Roofing Solutions
- by Agency (02/02/14)**

ImplementingAgency	HH provided with roofing materials		HH with transitional or core shelters		Cash programming		TOTAL HOUSEHOLDS REACHED (SSRS)	
	Planned	Reached	Planned	Reached	Planned	Reached	Planned	Reached
ADRA	5.000						5.000	
Amity Volunteer Fire Brigade		492						492
CapizNED	467	183					467	183
CARE	12.357	785			13.413	785	25.770	1.570
Caritas Austria		1.250						1.250
Citizens' Disaster Response Center	690	550					690	550
CRS	3.000	0	20.000	211	50	0	23.050	211
Danish People's Aid				50				50
Don Bosco Network	350	87					350	87
DSWD		6.712						6.712
Food for the Hungry	4.078						4.078	
Global Communities	300						300	
GOAL		600				1.200		1.800
Habitat for Humanity	2.897	3.118					2.897	3.118
Handicap International					850	250	850	250
HEKS - TFM			1.423				1.423	
HelpAge-COSE					91	4.015	91	4.015
ICAN Foundation		1.675						1.675
IOM	1.697	301					1.697	301
IRC					5.353	3.329	5.353	3.329
Islamic Relief Worldwide (IRW)			270		2.322		2.592	
LUTHERAN WORLD RELIEF	2.267	1.457			4.125		6.392	1.457
Malteser International						250		250
Medair			600				600	
Municipality		1.360						1.360
NICCO	1.200		1.200				2.400	
PASAR FOUNDATION, INC.		5.000						5.000
PDRN	0				118		118	
People in Need (PIN)	1.000				2.000	300	3.000	300
PFI	120				600		720	
PLAN Int	2.061						2.061	
Polish Humanitarian Action	1.000						1.000	
PRCS - Finnish RC					800		800	
PRCS - ICRC		4.500	6.000				6.000	4.500
PRCS - IFRC					4.673	19.885	4.673	19.885
PRCS - Spanish RC			500		2.500		3.000	
PRCS - SWISS RC		5.170				2.000		7.170
Ramon Aboitiz Foundation Inc (RAFI)					99	2.420	99	2.420
Relief operation for Northern Iloilo	94						94	
Samaritan's Purse	10.000						10.000	
Save the Children Region VI					3.242		3.242	
Save the Children Region VIII	4.000						4.000	
SDC		10.500						10.500
Shanti Volunteer Association	2.139	62					2.139	62
Sign of Hope	5	90	5	90			10	180
Solidar Suisse	2.435						2.435	
SOLIDARITES INTERNATIONAL	3.454	4.853					3.454	4.853
TDH	990	141	990	141	465	141	2.445	423
TESDA		319						319
World Vision	23.572						23.572	
YPDR			256	1.344			256	1.344
Grand Total	85.173	49.205	31.244	1.836	40.701	34.575	157.118	85.616

**Support To Self Recovery of Shelter : Other Support
- by Region, Province (02/02/14)**

Region	Province	Provision of other materials		ToolKit (HH with access to toolkits)		Activities with provision of technical assistance		Training of capenters (number trained)	
		Planned	Reached	Planned	Reached	Planned	Reached	Planned	Reached
REGION IV-B (MIMAROPA)	OCCIDENTAL MINDORO							0	
	OCCIDENTAL MINDORO							0	
	PALAWAN				3,494			1	
	Total				3,494			1	
REGION V (BICOL REGION)	MASBATE							0	
	Total							0	
REGION VI (WESTERN VISAYAS)	AKLAN	456		18,999	8,706	1	0	100	
	ANTIQUÉ			5,163	1,885	1	0		
	CAPIZ	2,044	250	6,373	18,342	1	1	50	50
	ILOILO	40	11,014	7,930	34,119	1	0	704	243
	NEGROS OCCIDENTAL		550		1,824	0	0		
Total	2,540	11,814	38,465	64,876	1	1	854	293	
REGION VII (CENTRAL VISAYAS)	BOHOL		0		720		0		
	CEBU	1,374	3,033	1,468	33,704	1	2	10	47
	Total	1,374	3,033	1,468	34,424	1	2	10	47
REGION VIII (EASTERN VISAYAS)	BILIRAN							0	
	EASTERN SAMAR	5,501	6,106	6,001	28,988	1	1	465	241
	LEYTE	18,528	36,082	14,516	30,460	1	2	380	200
	SAMAR (WESTERN SAMAR)	4,603		525	1,862	1	0		20
Total	28,632	42,188	21,042	61,310	1	2	845	461	
REGION XIII (CARAGA)	SURIGAO DEL NORTE							0	
	Total							0	
Grand Total		32,546	57,035	60,975	164,104	1	2	1,709	801

**Support To Self Recovery of Shelter : Other Support
- by Agency (02/02/14)**

ImplementingAgency	Provision of other materials		ToolKit (HH with access to toolkits)		Activities with provision of technical assistance		Training of capenters (number trained)	
	Planned	Reached	Planned	Reached	Planned	Reached	Planned	Reached
ACTED				16.468		0		
ADRA	5.000		5.000		0			
CARE			12.357	2.916	1	1		
Caritas Switzerland				14.113				0
Citizens' Disaster Response Center	690		690		1			
Concern Worldwide		11.004		11.004				0
CRS	3.000	40.175	300	4.098	1	2		
Danish People's Aid								27
DFID - HMS Illustrious				14.500		0		
DSWD				3.983		0		
Habitat for Humanity	2.897	3.118	2.897	3.118	0	0		
Handicap International			50	50	1	1	50	50
HelpAge-COSE				3.978		0		
IOM		178		9.324		0		
IOM Region VI				19.697		0		
IRC					0	0	352	243
Islamic Relief Worldwide (IRW)				4.000		1		
LUTHERAN WORLD RELIEF	2.267	1.457	2.267	1.457	0	0		
Medair			200	5.800	0	0	60	
MSF Holland				4.815		0		
MSF-CH			1.408	8.021	0	0		
NICCO	1.200		120		1		120	
PASAR FOUNDATION, INC.				1.564		0		
People in Need (PIN)			500		0			
PFI	240		240		1			
PLAN Int			2.061		0			
PRCS - GRC				500		0		
PRCS - IFRC				16.701		0		
PRCS - Spanish RC			2.500		1		100	
PRCS - SWISS RC				5.170		2		
Ramon Aboltiz Foundation Inc (RAFI)			99	4.405	0	0		
Save the Children Region VI					1		352	
Save the Children Region VIII			1.150		1		200	
SDC				2.900		0		
Shanti Volunteer Association	2.139	62	2.139	62	0	0		
Sign of Hope	5	90			0	0	10	20
Solidar Suisse			2.435		0			
TDH	990	141	990	141	1	1	465	141
TESDA				319		0		320
Welt Hunger Hilfe				5.000		0		
World Vision			23.572		0			
Grand Total	18.428	56.225	60.975	164.104	1	2	1.709	801

Coverage Gap - Emergency Shelter and Support to Self Recovery of Shelter (02/02/14)

		DROMIC				EMERGENCY SHELTER						SUPPORT TO SELF RECOVERY OF SHELTER						
REGION STD	PROVINCE STD	2013 Population Projection (ppi)	Partially Damaged Houses	Totally damaged/destroyed houses	Total house damage	ES Reached	ES % reached	ES Planned	ES % planned	ES Gap	ES % Total coverage (Planned & reached)	SSRS Reached	SSRS % Reached	SSRS Planned	SSRS % Planned	SSRS Gap	SSRS % Total coverage (Planned & reached)	
REGION IV-B (MIMAROPA)	MARINDUQUE	231.055	158	5	163													
	OCCIDENTAL MINDORO	477.311	2.982	654	3.636	600	17%	0	0%	3.036	17%	0	0%	0	0%	3.636	0%	
	ORIENTAL MINDORO	818.706	2.616	968	3.584	1.416	40%	0	0%	2.168	40%	0	0%	0	0%	3.584	0%	
	PALAWAN	788.140	9.351	9.410	18.761	1.055	6%	0	0%	17.706	6%	4.000	21%	0	0%	14.761	21%	
	ROMBLON	276.228	7.095	574	7.669													
	Total		2.591.441	22.202	11.611	33.813	3.071	9%	0	0%	30.742	9%	4.000	12%	0	0%	29.813	12%
REGION VI (WESTERN VISAYAS)	AKLAN	564.013	49.161	34.738	83.899	12.640	15%	1.500	2%	69.759	17%	1.234	1%	21.693	26%	60.972	27%	
	ANTIQUE	570.129	32.253	14.711	46.964	9.080	19%	0	0%	37.884	19%	3.309	7%	3.663	8%	39.992	15%	
	CAPIZ	740.612	38.570	92.118	130.688	37.317	29%	2.943	2%	90.428	31%	7.637	6%	6.971	5%	116.080	11%	
	GUIMARAS	169.983	265	36	301													
	ILOILO	2.330.688	83.046	74.383	157.429	48.838	31%	2.865	2%	105.726	33%	12.254	8%	13.711	9%	131.464	16%	
	NEGROS OCCIDENTAL	3.019.297	49.728	13.340	63.068	2.250	4%	0	0%	60.818	4%	1.592	3%	0	0%	61.476	3%	
Total		7.394.723	253.023	229.326	482.349	110.125	23%	7.308	2%	364.916	24%	26.026	5%	46.038	10%	410.285	15%	
REGION VII (CENTRAL VISAYAS)	BOHOL	1.076.771	1.772	197	1.969	0	0%	0	0%	1.969	0%	250	13%	0	0%	1.719	13%	
	CEBU	4.108.810	46.601	62.594	109.195	59.050	54%	1.709	2%	48.436	56%	16.081	15%	8.290	8%	84.824	22%	
	NEGROS ORIENTAL	1.157.133	106	49	155													
	SQUIJOR	20.692			0													
	Total		6.363.406	48.479	62.840	111.319	59.050	53%	1.709	2%	50.560	55%	16.331	15%	8.290	7%	86.698	22%
REGION VIII (EASTERN VISAYAS)	BILIRAN	168.799	15.081	5.444	20.525	1.553	8%	0	0%	18.972	8%	0	0%	0	0%	20.525	0%	
	EASTERN SAMAR	446.218	31.116	30.625	61.741	87.613	142%	517	1%	-26.389	143%	5.297	9%	15.431	25%	41.013	34%	
	LEYTE	1.845.562	180.346	201.464	381.810	202.279	53%	27.601	7%	151.930	60%	29.442	8%	53.383	14%	298.985	22%	
	NORTHERN SAMAR	618.470			0													
	SAMAR (WESTERN SAMAR)	770.054	12.231	6.084	18.315	19.511	107%	4.078	22%	-5.274	129%	20	0%	5.428	30%	12.867	30%	
	SOUTHERN LEYTE	411.598	9.532	933	10.465													
Total		4.260.702	248.306	244.550	492.856	310.956	63%	32.196	7%	149.704	70%	34.759	7%	74.242	15%	383.855	22%	
REGION XIII (CARAGA)	AGUSAN DEL NORTE				0													
	AGUSAN DEL SUR		40	2	42													
	DINAGAT ISLANDS		3.405	362	3.767													
	SURIGAO DEL NORTE		2.714	58	2.772	1.000	36%	0	0%	1.772	36%	0	0%	0	0%	2.772	0%	
	SURIGAO DEL SUR		79	44	123													
	Total			6.238	466	6.704	1.000	15%	0	0%	5.704	15%	0	0%	0	0%	6.704	0%
Grand Total		#####	578.248	548.793	1.127.041	484.202	43%	41.213	4%	601.626	47%	81.116	7%	128.570	11%	917.355	19%	