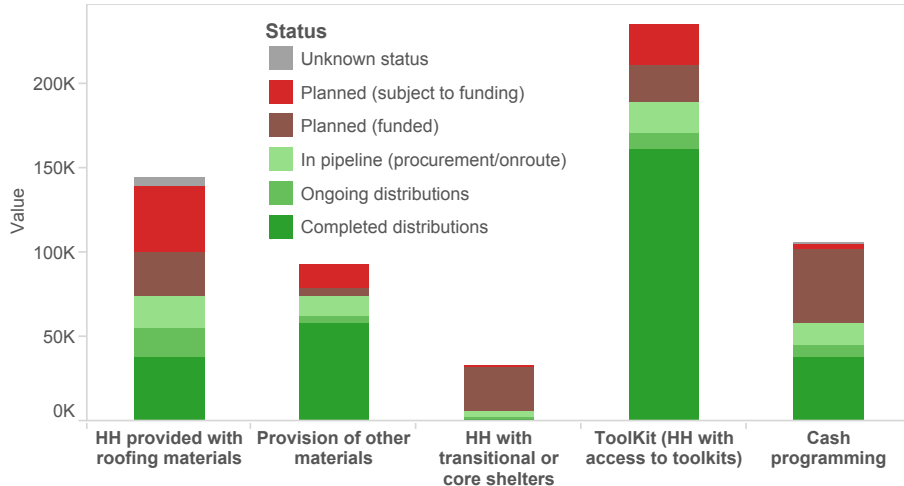
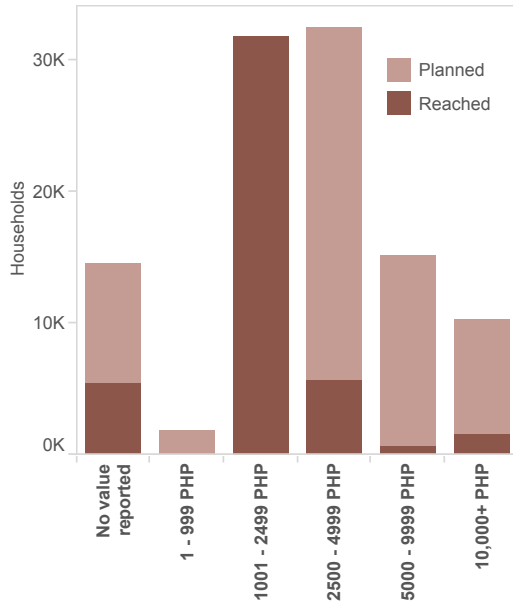


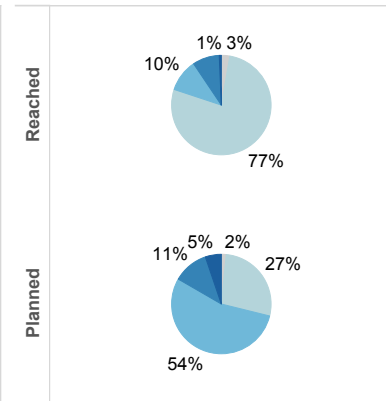
Support to self recovery of shelter Graph shows households targetted per activity, and the activity status



Cash Programming Number of household targetted with cash based shelter programming, approximate cash value (PHP) and activity status : reached (complete/ongoing activity) or planned (planned/pipeline).



Cash Modalities Modalities for cashed based shelter programming, for households reached (complete/ongoing activity) and planned (planned/pipeline)



Cash Modality

- Unspecified
- Cash grant (unconditional)
- Cash grant (conditional)
- Cash Voucher (conditional)
- Cash-for-Asset Recovery (conditional)

KEY FACTS

EMERGENCY ACTIVITIES

- 497,365** households reached with emergency shelter solutions (tarpaulines or tents)..
- 371,218** households reached with Household non-food items (blankets & mats)
- 98,924** households reached with kitchen sets

SUPPORT FOR SELF RECOVERY OF SHELTER

- 58,032** households provided with a roofing solution
 - of which: **54,509** with roofing materials
 - 2,014** with transitional or core shelter
 - 1,509** with cash sufficient to allow purchase of roofing (10,000 PHP per HH)

Other support for self recovery activities:

- 696** carpenters trained
- 38,043** households received small cash amounts to support shelter recovery (under 10,000 PHP)
- 61,827** household receiving other materials (framing/cladding material)
- 171,099** households with access to toolkits

A total **98,896,200** PHP has been or is in the process of being disbursed by shelter partners

Cash Modalities Households targetted with cash based shelter programming the cash value (PHP) and the activity status : reached (complete/ongoing activity) or planned (planned/pipeline)

		No value reported	1 - 999 PHP	1001 - 2499 PHP	2500 - 4999 PHP	5000 - 9999 PHP	10,000+ PHP
Reached	Unspecified	1,220					
	Cash grant (unconditional)			31,744	2,420	638	
	Cash grant (conditional)	3,901			821		
	Cash Voucher (conditional)				2,420		1,509
	Cash-for-Asset Recovery (conditional)	300					
Total		5,421		31,744	5,661	638	1,509
Planned	Unspecified	941					
	Cash grant (unconditional)				2,642	13,985	
	Cash grant (conditional)	6,000	1,761		22,910		2,500
	Cash Voucher (conditional)	118			99	489	6,264
	Cash-for-Asset Recovery (conditional)	2,000			1,161		
Total		9,059	1,761		26,812	14,474	8,764
Grand Total		14,480	1,761	31,744	32,473	15,112	10,273