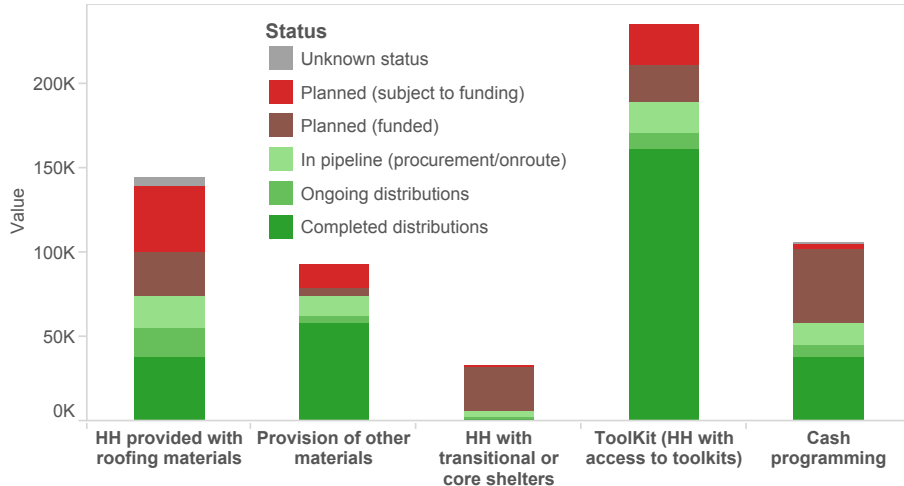
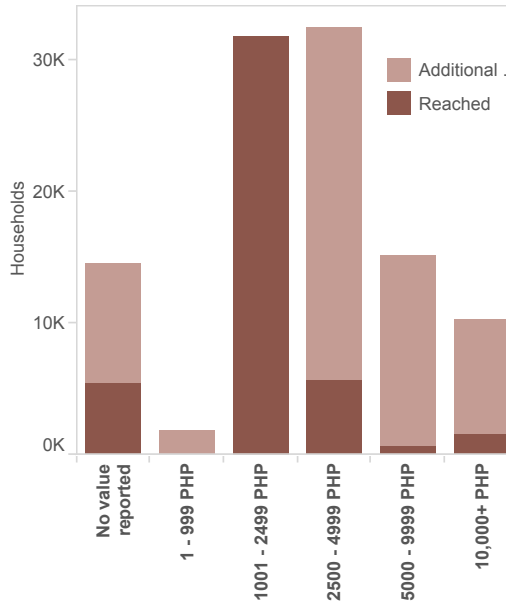


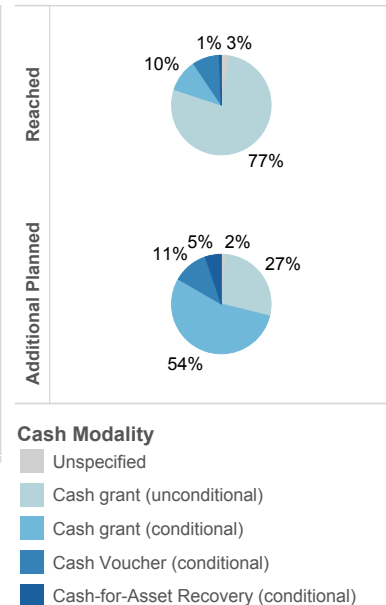
Support to self recovery of shelter Graph shows households targetted per activity, and the activity status



Cash Programming Number of household targetted with cash based shelter programming, approximate cash value (PHP) and activity status : reached (complete/ongoing activity) or planned (planned/pipeline).



Cash Modalities Modalities for cashed based shelter programming, for households reached (complete/ongoing activity) and planned (planned/pipeline)



KEY FACTS

EMERGENCY ACTIVITIES

- 497,365** households reached with emergency shelter solutions (tarpaulines or tents)..
- 371,218** households reached with Household non-food items (blankets & mats)
- 98,924** households reached with kitchen sets

SUPPORT FOR SELF RECOVERY OF SHELTER

- 58,032** households provided with a roofing solution
 - of which: **54,509** with roofing materials
 - 2,014** with transitional or core shelter
 - 1,509** with cash sufficient to allow purchase of roofing (10,000 PHP per HH)

Other support for self recovery activities:

- 696** carpenters trained
- 38,043** households received small cash amounts to support shelter recovery (under 10,000 PHP)
- 61,827** household receiving other materials (framing/cladding material)
- 171,099** households with access to toolkits
- 98,896,200** PHP has been or is in the process of being disbursed by shelter partners

Cash Modalities Households targetted with cash based shelter programming the cash value (PHP) and the activity status : reached (complete/ongoing activity) or planned (planned/pipeline)

		No value reported	1 - 999 PHP	1001 - 2499 PHP	2500 - 4999 PHP	5000 - 9999 PHP	10,000+ PHP
Reached	Unspecified	1,220					
	Cash grant (unconditional)			31,744	2,420	638	
	Cash grant (conditional)	3,901			821		
	Cash Voucher (conditional)				2,420		1,509
	Cash-for-Asset Recovery (conditional)	300					
Total		5,421		31,744	5,661	638	1,509
Additional Planned	Unspecified	941					
	Cash grant (unconditional)				2,642	13,985	
	Cash grant (conditional)	6,000	1,761		22,910		2,500
	Cash Voucher (conditional)	118			99	489	6,264
	Cash-for-Asset Recovery (conditional)	2,000			1,161		
Total		9,059	1,761		26,812	14,474	8,764
Grand Total		14,480	1,761	31,744	32,473	15,112	10,273

Regional Coverage Gap - Emergency Shelter and Support to Self Recovery of Shelter (10/02/14)

		DROMIC				EMERGENCY SHELTER						SUPPORT TO SELF RECOVERY OF SHELTER						
REGION STD	PROVINCE STD	2013 Population Projection (ppi)	Partially Damaged Houses	Totally damaged/destroyed houses	Total house damage	ES Reached	ES % reached	ES Planned	ES % planned	ES Gap	ES % Total coverage (Planned & reached)	SSRS Reached	SSRS % Reached	SSRS Planned	SSRS % Planned	SSRS Gap	SSRS % Total coverage (Planned & reached)	
REGION IV-B (MIMAROPA)	MARINDUQUE	231,055	158	5	163													
	OCCIDENTAL MINDORO	477,311	2,982	654	3,636	600	17%	0	0%	3,036	17%	0	0%	0	0%	3,636	0%	
	ORIENTAL MINDORO	818,706	2,616	968	3,584	1,416	40%	0	0%	2,168	40%	0	0%	0	0%	3,584	0%	
	PALAWAN	788,140	9,351	9,410	18,761	1,055	6%	0	0%	17,706	6%	2,000	11%	0	0%	16,761	11%	
	ROMBLON	276,228	7,095	574	7,669													
	Total		2,591,441	22,202	11,611	33,813	3,071	9%	0	0%	30,742	9%	2,000	6%	0	0%	31,813	6%
REGION VI (WESTERN VISAYAS)	AKLAN	564,013	49,161	34,738	83,899	13,987	17%	1,555	2%	68,357	19%	246	0%	20,124	24%	63,529	24%	
	ANTIQUE	570,129	32,253	14,711	46,964	9,198	20%	0	0%	37,766	20%	0	0%	3,663	8%	43,301	8%	
	CAPIZ	740,612	38,570	92,118	130,688	39,192	30%	3,002	2%	88,494	32%	694	1%	6,121	5%	123,873	5%	
	GUIMARAS	169,983	265	36	301													
	ILOILO	2,330,688	83,046	74,383	157,429	48,838	31%	2,865	2%	105,726	33%	1,559	1%	10,580	7%	145,290	8%	
	NEGROS OCCIDENTAL	3,019,297	49,728	13,340	63,068	2,250	4%	0	0%	60,818	4%	1,592	3%	0	0%	61,476	3%	
	Total		7,394,723	253,023	229,326	482,349	113,465	24%	7,422	2%	361,462	25%	4,091	1%	40,488	8%	437,770	9%
REGION VII (CENTRAL VISAYAS)	BOHOL	1,076,771	1,772	197	1,969	0	0%	0	0%	1,969	0%	0	0%	0	0%	1,969	0%	
	CEBU	4,108,810	46,601	62,594	109,195	59,956	55%	1,709	2%	47,530	56%	14,721	13%	4,565	4%	89,909	18%	
	NEGROS ORIENTAL	1,157,133	106	49	155													
	SIQUIJOR	20,692			0													
	Total		6,363,406	48,479	62,840	111,319	59,956	54%	1,709	2%	49,654	55%	14,721	13%	4,565	4%	92,033	17%
REGION VIII (EASTERN VISAYAS)	BILIRAN	168,799	15,081	5,444	20,525	1,553	8%	0	0%	18,972	8%	0	0%	0	0%	20,525	0%	
	EASTERN SAMAR	446,218	31,116	30,625	61,741	87,818	142%	517	1%	-26,594	143%	8,652	14%	10,219	17%	42,870	31%	
	LEYTE	1,845,562	180,346	201,464	381,810	207,619	54%	26,451	7%	147,740	61%	24,048	6%	44,498	12%	313,264	18%	
	NORTHERN SAMAR	618,470			0													
	SAMAR (WESTERN SAMAR)	770,054	12,231	6,084	18,315	19,525	107%	4,078	22%	-5,288	129%	20	0%	5,936	32%	12,359	33%	
	SOUTHERN LEYTE	411,598	9,532	933	10,465													
	Total		4,260,702	248,306	244,550	492,856	316,515	64%	31,046	6%	145,295	71%	32,720	7%	60,653	12%	399,483	19%
REGION XIII (CARAGA)	AGUSAN DEL NORTE				0													
	AGUSAN DEL SUR		40	2	42													
	DINAGAT ISLANDS		3,405	362	3,767													
	SURIGAO DEL NORTE		2,714	58	2,772	1,000	36%	0	0%	1,772	36%	0	0%	0	0%	2,772	0%	
	SURIGAO DEL SUR		79	44	123													
	Total			6,238	466	6,704	1,000	15%	0	0%	5,704	15%	0	0%	0	0%	6,704	0%

Emergency Shelter & NFI: by Region, Province

Region	Province	Tarp1pHH		Tarpaulines - 2 per HH		Tents		Total HH Reached with Emergency Shelter Solutions ..		Activities where technical assistance is pro..		NFI: Household		NFI: Kitchen Sets	
		Planned	Reached	Planned	Reached	Planned	Reached	Planned	Reached	Planned	Reached	Planned	Reached	Planned	Reached
REGION IV-B (MIMAROPA)	OCCIDENTAL MINDORO		600						600		0		600		
	ORIENTAL MINDORO		1,416						1,416		0		1,416		
	PALAWAN		200		980				1,180		0		1,280		1,080
	Total		2,216		980				3,196		0		3,296		1,080
REGION V (BICOL REGION)	MASBATE		2,186						2,186		0		2,186		
	Total		2,186						2,186		0		2,186		
REGION VI	AKLAN	1,500	13,814	456		55	173	2,011	13,987	1	0		10,310	14,543	
	ANTIQUE		9,016		82		170	0	9,268	0	0		6,411	3,663	981
	CAPIZ	1,491	38,540	2,044		59	652	3,594	39,192	0	0		29,317	2,779	5,585
	ILOILO	2,865	39,923		7,299		2,366	2,865	49,588	0	0	1,487	42,866	2,616	12,715
	NEGROS OCCIDENTAL		2,000		250			0	2,250	0	0		2,000	200	85
	Total	5,856	103,293	2,500	7,631	114	3,361	8,470	114,285	1	0	1,487	90,904	23,801	19,366
REGION VII	BOHOL								0		0		720		720
	CEBU	954	42,806	755	10,812		6,338	1,709	59,956	0	1	6,961	39,425		12,131
	Total	954	42,806	755	10,812		6,338	1,709	59,956	0	1	6,961	40,145		12,851
REGION VIII	BILIRAN		928				625		1,553		0		1,857		
	EASTERN SAMAR	15,242	53,433		24,908		9,477	15,242	87,818	0	276	10	60,016	465	7,705
	LEYTE	24,293	179,086	4,656	17,849	2	10,911	28,951	207,846	1	9	10,381	153,575	213	52,728
	SAMAR (WESTERN SAMAR)	4,078	14,196		3,635		1,694	4,078	19,525	0	11	2,500	18,239		5,194
	Total	43,613	247,643	4,656	46,392	2	22,707	48,271	316,742	1	296	12,891	233,687	678	65,627
REGION XIII (CARAGA)	SURIGAO DEL NORTE		1,000						1,000		0		1,000		
	Total		1,000						1,000		0		1,000		
Grand Total		50,423	399,144	7,911	65,815	116	32,406	58,450	497,365	2	297	21,339	371,218	24,479	98,924

Tarp1pHH, Tarpaulines - 2 per HH, Tents, Total HH Reached with Emergency Shelter Solutions (Tarps or Tents), Activities where technical assistance is provided, NFI: Household and NFI: Kitchen Sets broken down by PlannedReached2 vs. Region and Province. The view is filtered on Region, which keeps 6 of 6 members.

Emergency Shelter & NFI: by Agency

ImplementingAgency	Tarpaulines (1 per H)		Tarpaulines - 2 per HH		Tents		Total HH Reached with Emergency Shelter Solutions (Tarps or Tents)		Activities where technical assistance is provided		NFI: Household		NFI: Kitchen Sets	
	Planned	Reached	Planned	Reached	Planned	Reached	Planned	Reached	Planned	Reached	Planned	Reached	Planned	Reached
ACTED		9,673		1,528		1,269		12,470		0		3,450		
ADRA			5,000				5,000		0					
ARC Int		276					276		0					
CARE	5,240		348	3,121			5,588	3,121	0	0				3,458
CRS		37,872		8,891		0		46,763		13		28,098		29,781
Caritas Germany		8,190					0	8,190	0	0	2,200	2,500		
Caritas Switzerland		13,851						13,851		0		14,113		
ChildFund								0		0		1,415		
Citizens' Disaster Response Center		26,824				950		27,774		0		27,904		1,080
Civic Force Japan						950		950		0				
Concern Worldwide		5,665		1,810				7,475		0		11,004		11,004
DFID - HMS Illustrious				6,801				6,801		0				
DFID RRF/Christian Aid		5,000						5,000		0		15,000		
DSWD		8,854				19		8,873		0				
DfID (British Navy)		1,400						1,400		0				
Enfants du Mekong							0	0	0	0			200	1,570
Food for the Hungry	4,078						4,078	0	0	0				4,078
GOAL		6,347						6,347		0		3,017		800
Global Communities							0		0		300			
Habitat for Humanity			1,480	3,059			1,480	3,059	0	0				
Handicap International		36				1,520		1,556		0		4,556		736
HelpAge-COSE		3,978						3,978		0				
Humanity First						832	0	832	0	0	50	194		
INTERSOS		807				238		1,045		0		1,280		275

Tarpaulines (1 per H), Tarpaulines - 2 per HH, Tents, Total HH Reached with Emergency Shelter Solutions (Tarps or Tents), Activities where technical assistance is provided, NFI: Household and NFI: Kitchen Sets broken down by PlannedReached2 vs. ImplementingAgency. The data is filtered on Region and sum of ESNFI All. The Region filter keeps 6 of 6 members. The sum of ESNFI All filter includes values greater than or equal to 1.

Emergency Shelter & NFI: by Agency

ImplementingAgency	Tarpaulines (1 per H)		Tarpaulines - 2 per HH		Tents		Total HH Reached with Emergency Shelter Solutions (Tarps or Tents)		Activities where technical assistance is provided		NFI: Household		NFI: Kitchen Sets	
	Planned	Reached	Planned	Reached	Planned	Reached	Planned	Reached	Planned	Reached	Planned	Reached	Planned	Reached
IOM	8,622	47,800					8,622	47,800	0	0	758	49,742		1,706
Islamic Relief Worldwide (IRW)		6,000		2,000		3,272		11,272		0		2,000		4,000
LUTHERAN WORLD RELIEF							0		0		16,200			
MSF		275		1,585		2,956		4,816		0				3,238
MSF Holland		3,204		2,009				5,213		0		2,009		2,135
MSF OCBA		2,693				4,605		7,298		0		7,217		7,298
MSF Spain	2,207						2,207		0					
MSF-CH	430	8,021				1,169	430	9,190	0	0	1,408	6,967		
Malteser International						44		44		0		2,777		1,786
Medair	4,235	2,031		122			4,235	2,153	0	0				
Municipality						8	0	8	0	0	181			
OXFAM		6,497						6,497		0				
PLAN Int	14,725	4,031					14,725	4,031	0	0				
PRAY		3,235						3,235		0				
PRCS - GRC		1,000				300	0	1,300	0	0	29	9,952	29	12,008
PRCS - ICRC		2,377		23,669				26,046		0				
PRCS - IFRC		83,315				1,318		84,633		0		60,253		1,085
People in Need (PIN)	500						500		0					
Ramon Aboitiz Foundation Inc (RAFI)	99	4,405					99	4,405	0	0				
SDC		2,900						2,900		0				400
SOLIDARITES INTERNATIONAL	2,280	2,983	808	935			3,088	3,918	0	0				
SOS ATTITUDE						1,029		1,029		0		840		350
Samaritan's Purse		7,956						7,956		0				
Save the Children	4,081	25,943					4,081	25,943	0	0	213	12,241	213	551

Tarpaulines (1 per H), Tarpaulines - 2 per HH, Tents, Total HH Reached with Emergency Shelter Solutions (Tarps or Tents), Activities where technical assistance is provided, NFI: Household and NFI: Kitchen Sets broken down by PlannedReached2 vs. ImplementingAgency. The data is filtered on Region and sum of ESNFI All. The Region filter keeps 6 of 6 members. The sum of ESNFI All filter includes values greater than or equal to 1.

Emergency Shelter & NFI: by Agency

ImplementingAgency	Tarpaulines (1 per H)		Tarpaulines - 2 per HH		Tents		Total HH Reached with Emergency Shelter Solutions (Tarps or Tents)		Activities where technical assistance is provided		NFI: Household		NFI: Kitchen Sets	
	Planned	Reached	Planned	Reached	Planned	Reached	Planned	Reached	Planned	Reached	Planned	Reached	Planned	Reached
ShelterBox					116	3,881	116	3,881	0	0		1,001		
Solidar Suisse	2,435						2,435		0					
Tdh							0	0	0	0			465	141
UNHCR	1,491	50,705		40		8,046	1,491	58,791	0	284		79,111		7,090
Welt Hunger Hilfe		5,000						5,000		0				
World Renew								0		0		492		1,265
World Vision			275	10,245			275	10,245	0	0		24,085	23,572	3,089
Grand Total	50,423	399,144	7,911	65,815	116	32,406	58,450	497,365	0	297	21,339	371,218	24,479	98,924

Tarpaulines (1 per H), Tarpaulines - 2 per HH, Tents, Total HH Reached with Emergency Shelter Solutions (Tarps or Tents), Activities where technical assistance is provided, NFI: Household and NFI: Kitchen Sets broken down by PlannedReached2 vs. ImplementingAgency. The data is filtered on Region and sum of ESNFI All. The Region filter keeps 6 of 6 members. The sum of ESNFI All filter includes values greater than or equal to 1.

Support To Self Recovery of Shelter : by Region, Province

Region	Province	HH provided with roofing materials		Provision of other materials		HH with transitional or core shelters		ToolKit (HH with access to toolkits)		Training of capenters (number trained)		Number of activities that include technic..		Cash over 10,000 pesos		Cash under 10,000 pesos	
		Planned	Reached	Planned	Reached	Planned	Reached	Planned	Reached	Planned	Reached	Planned	Reached	Planned	Reached	Planned	Reached
REGION IV-B (MIMAROPA)	OCCIDENTAL MINDORO												0				
	ORIENTAL MINDORO												0				
	PALAWAN		2,000						3,494				26		0		2,000
	Total		2,000						3,494				26		0		2,000
REGION V (BICOL REGION)	MASBATE												0				
	Total												0				
REGION VI	AKLAN	16,780	246	456		500		18,999	8,976	100		5	0	3,300	0	0	3,879
	ANTIQUE	5,163						5,163	2,642			1	0		0		3,811
	CAPIZ	6,790	694	2,044	250	1,423		6,373	19,044	50	50	12	1		0		7,019
	ILOILO	6,616	50	40	11,014			7,930	34,119	704	243	22	0	5,464	1,509	3,131	12,182
	NEGROS OCCIDENTAL		1,592		550				1,824			0	0				
	Total	35,349	2,582	2,540	11,814	1,923		38,465	66,605	854	293	40	1	8,764	1,509	3,131	26,891
REGION VII	BOHOL				0				720				0				
	CEBU	3,994	13,059	2,114	4,029	571	1,662	1,468	34,682		83	12	13	0	0	4,101	2,534
	Total	3,994	13,059	2,114	4,029	571	1,662	1,468	35,402		83	12	13	0	0	4,101	2,534
REGION VIII	BILIRAN												0				
	EASTERN SAMAR	2,604	11,900	2,604	9,902	10,615	252	3,254	32,784		100	11	10	0	0	0	0
	LEYTE	42,198	23,948	18,528	36,082	14,800	100	20,329	30,952	516	200	83	15	0	0	35,815	6,618
	SAMAR (WESTERN SAMAR)	5,507	1,020	5,207		3,429		429	1,862		20	7	0				
	Total	50,309	36,868	26,339	45,984	28,844	352	24,012	65,598	516	320	101	25	0	0	35,815	6,618
REGION XIII (CARAGA)	SURIGAO DEL NORTE												0				
	Total												0				
Grand Total		89,652	54,509	30,993	61,827	31,338	2,014	63,945	171,099	1,370	696	153	65	8,764	1,509	43,047	38,043

HH provided with roofing materials, Provision of other materials, HH with transitional or core shelters, ToolKit (HH with access to toolkits), Training of capenters (number trained), Number of activities that include technical assistance, Cash over 10,000 pesos and Cash under 10,000 pesos broken down by PlannedReached2 vs. Region and Province. The view is filtered on Region, which keeps 6 of 6 members.

Support To Self Recovery of Shelter : by Agency

ImplementingAgency	HH provided with roofing materials		Provision of other materials		HH with transitional or core shelters		ToolKit (HH with access to toolkits)		Training of capenters (number trained)		Number of activities that include technical..		Cash over 10,000 pesos		Cash under 10,000 pesos	
	Planned	Reached	Planned	Reached	Planned	Reached	Planned	Reached	Planned	Reached	Planned	Reached	Planned	Reached	Planned	Reached
ACTED								16,468				0				
ADRA	5,000		5,000				5,000				0					
Amity Volunteer Fire Brigade		492										0				
CapizNED	467	183									0	0				
CARE	18,458	1,277					18,458	3,408			42	5	0	0	15,410	557
Caritas Austria		1,250										0				
Caritas Switzerland								14,113				0				
Citizens' Disaster Response Center	690	550	690	550			690				2	0				
Concern Worldwide				11,004				11,004				0				
CRS	3,000	0	3,000	40,175	20,000	211	300	4,098			6	16	0	0	50	0
Danish People's Aid						60				28		0				
DFID - HMS Illustrious								14,500				0				
Don Bosco Network	281	107									0	0				
DSWD		6,712						3,983				0				
Food for the Hungry	4,078		4,078								0					
Global Communities	300										0					
GOAL		600										0		0		600
Habitat for Humanity		7,742		7,742				7,742				0				
Handicap International							50	50	50	50	1	1				
HEKS - TFM					1,423						10					
HelpAge-COSE								3,978				0		0		114
Humanity First			40	260							0	0				
ICAN Foundation		1,675										0				
IOM	1,697	301		178				29,021			0	0				

HH provided with roofing materials, Provision of other materials, HH with transitional or core shelters, ToolKit (HH with access to toolkits), Training of capenters (number trained), Number of activities that include technical assistance, Cash over 10,000 pesos and Cash under 10,000 pesos broken down by PlannedReached2 vs. ImplementingAgency. The data is filtered on Region and sum of SSRS HH All. The Region filter keeps 6 of 6 members. The sum of SSRS HH All filter includes values greater than or equal to 1.

Support To Self Recovery of Shelter : by Agency

ImplementingAgency	HH provided with roofing materials		Provision of other materials		HH with transitional or core shelters		ToolKit (HH with access to toolkits)		Training of capenters (number trained)		Number of activities that include technical..		Cash over 10,000 pesos		Cash under 10,000 pesos		
	Planned	Reached	Planned	Reached	Planned	Reached	Planned	Reached	Planned	Reached	Planned	Reached	Planned	Reached	Planned	Reached	
IRC									352	243	0	0	2,222	1,509	3,131	1,820	
Islamic Relief Worldwide (IRW)					270			4,000			0	4	0		2,322		
LUTHERAN WORLD RELIEF	2,267	1,457	2,267	1,457				2,267	1,457			0	0	0	0	3,500	150
Malteser International	1,400		1,400									0					
Medair					600		200	5,800	60		0	0					
MSF Holland								4,815				0					
MSF-CH							1,408	8,021			0	0					
Municipality		1,360										0					
Muslim Aid		150		150		150		150		30		2					
NICCO	1,200		1,200		1,200		120		120		1						
PASAR FOUNDATION, INC.		5,000						1,564				0					
People in Need (PIN)	1,000						500				0						
PFI	120		240				240				12		0		600		
PLAN Int	2,061						2,061				0						
Polish Humanitarian Action	1,000										0						
PRCS - Finnish RC											0		800		0		
PRCS - GRC								500				0					
PRCS - ICRC		4,500			6,000						0	0					
PRCS - IFRC								18,430			0	0	0	0	13,935	30,382	
PRCS - Spanish RC					500		2,500		100		2		2,500		0		
PRCS - SWISS RC		5,170						5,170				32		0		2,000	
Ramon Aboitiz Foundation Inc (RAFI)							99	4,405			0	0	0	0	99	2,420	
Relief operation for Northern Iloilo	94										0						
Samaritan's Purse	10,000		10,000								0						

HH provided with roofing materials, Provision of other materials, HH with transitional or core shelters, ToolKit (HH with access to toolkits), Training of capenters (number trained), Number of activities that include technical assistance, Cash over 10,000 pesos and Cash under 10,000 pesos broken down by PlannedReached2 vs. ImplementingAgency. The data is filtered on Region and sum of SSRS HH All. The Region filter keeps 6 of 6 members. The sum of SSRS HH All filter includes values greater than or equal to 1.

Support To Self Recovery of Shelter : by Agency

ImplementingAgency	HH provided with roofing materials		Provision of other materials		HH with transitional or core shelters		ToolKit (HH with access to toolkits)		Training of capenters (number trained)		Number of activities that include technical..		Cash over 10,000 pesos		Cash under 10,000 pesos	
	Planned	Reached	Planned	Reached	Planned	Reached	Planned	Reached	Planned	Reached	Planned	Reached	Planned	Reached	Planned	Reached
Save the Children	4,000						862		688		63		3,242		4,000	
SDC		10,500						2,900				0				
Shanti Volunteer Association	2,139	62	2,139	62			2,139	62			0	0				
SIF(Secours Islamique France)					150		150				2					
Sign of Hope	45	108	45	108	45	108				25	0	0				
Solidar Suisse	2,435						2,435				0					
SOLIDARITES INTERNATIONAL	3,454	4,853									0	0				
Tdh	894	141	894	141	894	141	894	141			12	4	0	0	0	0
TESDA		319						319		320		0				
Welt Hunger Hilfe								5,000				0				
World Vision	23,572						23,572				0					
YPDR					256	1,344					0	0				
Grand Total	89,652	54,509	30,993	61,827	31,338	2,014	63,945	171,099	1,370	696	153	64	8,764	1,509	43,047	38,043

HH provided with roofing materials, Provision of other materials, HH with transitional or core shelters, ToolKit (HH with access to toolkits), Training of capenters (number trained), Number of activities that include technical assistance, Cash over 10,000 pesos and Cash under 10,000 pesos broken down by PlannedReached2 vs. ImplementingAgency. The data is filtered on Region and sum of SSRS HH All. The Region filter keeps 6 of 6 members. The sum of SSRS HH All filter includes values greater than or equal to 1.