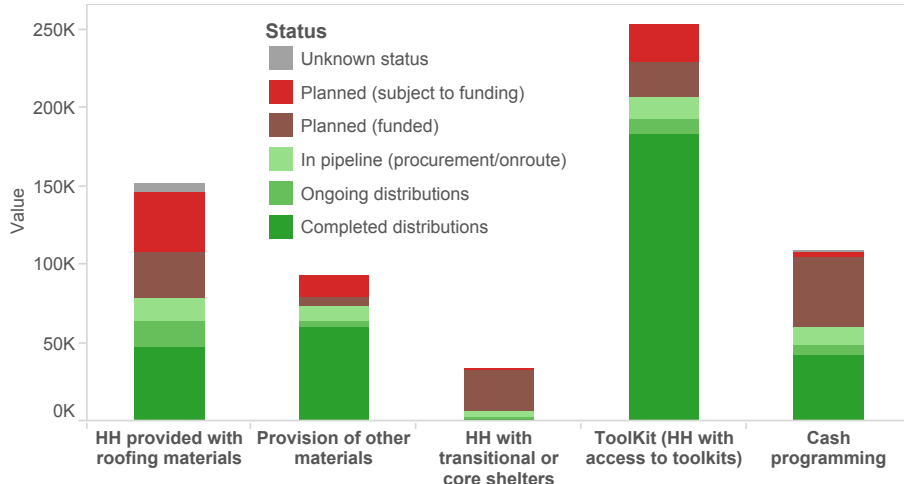
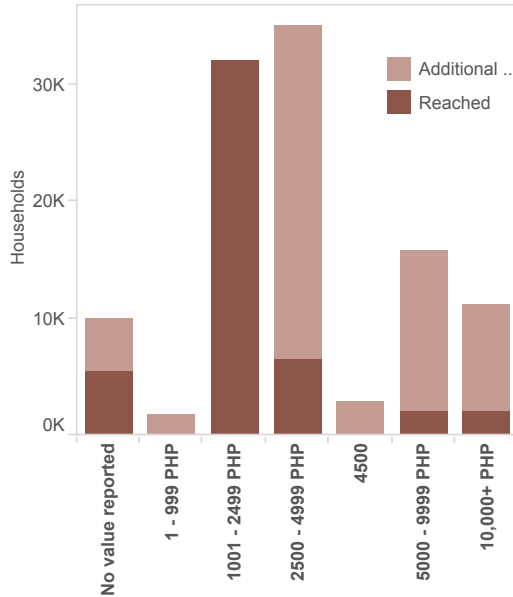


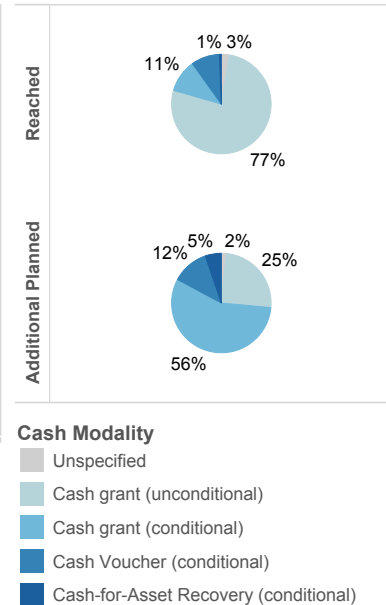
Support to self recovery of shelter Graph shows households targetted per activity, and the activity status



Cash Programming Number of household targetted with cash based shelter programming, approximate cash value (PHP) and activity status : reached (complete/ongoing activity) or planned (planned/pipeline).



Cash Modalities Modalities for cashed based shelter programming, for households reached (complete/ongoing activity) and planned (planned/pipeline)



KEY FACTS

EMERGENCY ACTIVITIES

- 517,010** households reached with emergency shelter solutions (tarpaulines or tents)..
- 378,960** households reached with Household non-food items (blankets & mats)
- 105,013** households reached with kitchen sets

SUPPORT FOR SELF RECOVERY OF SHELTER

- 68,233** households provided with a roofing solution
 - of which: **63,840** with roofing materials
 - 2,372** with transitional or core shelter
 - 2,021** with cash sufficient to allow purchase of roofing (10,000 PHP per HH)

Other support for self recovery activities:

- 814** carpenters trained
- 40,563** households received small cash amounts to support shelter recovery (under 10,000 PHP)*
- 63,989** household receiving other materials (framing/cladding material)
- 192,997** households with access to toolkits

* The majority of this cash was provided unconditionally, therefore may not have been spent on shelter. Number should be interpreted with caution

Cash Modalities Households targetted with cash based shelter programming the cash value (PHP) and the activity status : reached (complete/ongoing activity) or planned (planned/pipeline)

		No value r..	1 - 999 PHP	1001 - 2499 P..	2500 - 4999 P..	4500	5000 - 9999 P..	10,000+ PHP
Reached	Unspecified	1,220						
	Cash grant (unconditional)			31,978	2,861		2,089	
	Cash grant (conditional)	3,901			1,215			
	Cash Voucher (conditional)				2,420			2,021
	Cash-for-Asset Recovery (conditional)	300						
Total		5,421		31,978	6,496		2,089	2,021
Additional Planned	Unspecified	941						
	Cash grant (unconditional)				1,837		13,194	
	Cash grant (conditional)	1,500	1,761		25,410	2,850		2,500
	Cash Voucher (conditional)	118			99		418	6,551
	Cash-for-Asset Recovery (conditional)	2,000			1,161			
Total		4,559	1,761		28,507	2,850	13,612	9,051
Grand Total		9,980	1,761	31,978	35,003	2,850	15,701	11,072

Regional Coverage Gap - Emergency Shelter and Support to Self Recovery of Shelter (17/02/14)

		DROMIC				EMERGENCY SHELTER						SUPPORT TO SELF RECOVERY OF SHELTER						
REGION STD	PROVINCE STD	2013 Population Projection (ppi)	Partially Damaged Houses	Totally damaged/destroyed houses	Total house damage	ES Reached	ES % reached	ES Planned	ES % planned	ES Gap	ES % Total coverage (Planned & reached)	SSRS Reached	SSRS % Reached	SSRS Planned	SSRS % Planned	SSRS Gap	SSRS % Total coverage (Planned & reached)	
REGION IV-B (MIMAROPA)	MARINDUQUE	231,055	158	5	163					163							163	
	OCCIDENTAL MINDORO	477,311	2,982	654	3,636	600	17%	0	0%	3,036	17%	0	0%	0	0%	3,636	0%	
	ORIENTAL MINDORO	818,706	2,616	968	3,584	1,416	40%	0	0%	2,168	40%	0	0%	0	0%	3,584	0%	
	PALAWAN	788,140	9,351	9,410	18,761	1,155	6%	0	0%	17,606	6%	2,000	11%	0	0%	16,761	11%	
	ROMBLON	276,228	7,095	574	7,669					7,669						7,669		
	Total		2,591,441	22,202	11,611	33,813	3,171	9%	0	0%	30,642	9%	2,000	6%	0	0%	31,813	6%
REGION VI (WESTERN VISAYAS)	AKLAN	564,013	49,161	34,738	83,899	15,717	19%	159	0%	68,023	19%	269	0%	19,943	24%	63,687	24%	
	ANTIQUE	570,129	32,253	14,711	46,964	9,443	20%	0	0%	37,521	20%	1,210	3%	3,663	8%	42,091	10%	
	CAPIZ	740,612	38,570	92,118	130,688	41,741	32%	3,163	2%	85,784	34%	3,200	2%	8,753	7%	118,735	9%	
	GUIMARAS	169,983	265	36	301					301						301		
	ILOILO	2,330,688	83,046	74,383	157,429	52,868	34%	2,833	2%	101,728	35%	4,508	3%	10,628	7%	142,293	10%	
	NEGROS OCCIDENTAL	3,019,297	49,728	13,340	63,068	2,250	4%	0	0%	60,818	4%	1,592	3%	0	0%	61,476	3%	
	Total		7,394,723	253,023	229,326	482,349	122,019	25%	6,155	1%	354,175	27%	10,779	2%	42,987	9%	428,583	11%
REGION VII (CENTRAL VISAYAS)	BOHOL	1,076,771	1,772	197	1,969	0	0%	0	0%	1,969	0%	0	0%	0	0%	1,969	0%	
	CEBU	4,108,810	46,601	62,594	109,195	63,127	58%	6,709	6%	39,359	64%	14,321	13%	3,459	3%	91,415	16%	
	NEGROS ORIENTAL	1,157,133	106	49	155					155						155		
	SIQUIJOR	20,692			0					0						0		
	Total		6,363,406	48,479	62,840	111,319	63,127	57%	6,709	6%	41,483	63%	14,321	13%	3,459	3%	93,539	16%
REGION VIII (EASTERN VISAYAS)	BILIRAN	168,799	15,081	5,444	20,525	2,560	12%	0	0%	17,965	12%	0	0%	0	0%	20,525	0%	
	EASTERN SAMAR	446,218	31,116	30,625	61,741	87,833	142%	603	1%	-26,695	143%	10,791	17%	8,226	13%	42,724	31%	
	LEYTE	1,845,562	180,346	201,464	381,810	214,722	56%	18,925	5%	148,163	61%	25,822	7%	45,509	12%	310,479	19%	
	NORTHERN SAMAR	618,470			0					0						0		
	SAMAR (WESTERN SAMAR)	770,054	12,231	6,084	18,315	19,495	106%	4,078	22%	-5,258	129%	20	0%	5,936	32%	12,359	33%	
	SOUTHERN LEYTE	411,598	9,532	933	10,465					10,465						10,465		
	Total		4,260,702	248,306	244,550	492,856	324,610	66%	23,606	5%	144,640	71%	36,633	7%	59,671	12%	396,552	20%
REGION XIII (CARAGA)	AGUSAN DEL NORTE				0					0						0		
	AGUSAN DEL SUR		40	2	42					42						42		
	DINAGAT ISLANDS		3,405	362	3,767					3,767						3,767		
	SURIGAO DEL NORTE		2,714	58	2,772	1,000	36%	0	0%	1,772	36%	0	0%	0	0%	2,772	0%	
	SURIGAO DEL SUR		79	44	123					123						123		
	Total			6,238	466	6,704	1,000	15%	0	0%	5,704	15%	0	0%	0	0%	6,704	0%

Emergency Shelter & NFI: by Region, Province

Region	Province	Tarpaulines - 1 per HH		Tarpaulines - 2 per HH		Tents		Total HH Reached with Emergency Shelter Solutions (Tarps or Tents)		Activities where technical assistance is provided		NFI: Household		NFI: Kitchen Sets		
		Planned	Reached	Planned	Reached	Planned	Reached	Planned	Reached	Planned	Reached	Planned	Reached	Planned	Reached	
REGION IV-B (MIMAROPA)	OCCIDENTAL MINDORO		600						600		0		600			
	ORIENTAL MINDORO		1,416						1,416		0		1,416			
	PALAWAN		200		980				1,180		0		1,280		1,080	
	Total		2,216		980				3,196		0		3,296		1,080	
REGION V (BICOL REGION)	MASBATE		2,186						2,186		0		2,186			
	Total		2,186						2,186		0		2,186			
REGION VI	AKLAN		15,507	456		159	210	615	15,717	1	0		10,492	14,543		
	ANTIQUE		9,094		82		337	0	9,513	0	0		6,450	3,663	981	
	CAPIZ	1,491	41,070	2,044		220	671	3,755	41,741	0	0	7	29,850	2,779	5,885	
	ILOILO	2,833	40,118		7,299			6,026	2,833	53,443	0	0	3,890	43,025	5,019	12,715
	NEGROS OCCIDENTAL		2,000		250			0	2,250	0	0		2,000	200	85	
	Total	4,324	107,789	2,500	7,631	379	7,244	7,203	122,664	1	0	3,897	91,817	26,204	19,666	
REGION VII	BOHOL								0		0		720		720	
	CEBU	5,954	45,321	755	10,934	0	6,872	6,709	63,127	3	3	6,961	42,375	0	12,821	
	Total	5,954	45,321	755	10,934	0	6,872	6,709	63,127	3	3	6,961	43,095	0	13,541	
REGION VIII	BILIRAN		1,935				625		2,560		0		2,864			
	EASTERN SAMAR	15,242	53,448		24,908	101	9,477	15,343	87,833	0	276	10	57,516	465	10,496	
	LEYTE	16,758	185,960	4,627	18,391	40	10,598	21,425	214,949	1	9	10,395	158,947	227	52,960	
	SAMAR (WESTERN SAMAR)	4,078	14,166		3,635		1,694	4,078	19,495	0	11	300	18,239		7,270	
	Total	36,078	255,509	4,627	46,934	141	22,394	40,846	324,837	1	296	10,705	237,566	692	70,726	
REGION XIII (CARAGA)	SURIGAO DEL NORTE		1,000						1,000		0		1,000			
	Total		1,000						1,000		0		1,000			
Grand Total		46,356	414,021	7,882	66,479	520	36,510	54,758	517,010	5	299	21,563	378,960	26,896	105,013	

Tarpaulines - 1 per HH, Tarpaulines - 2 per HH, Tents, Total HH Reached with Emergency Shelter Solutions (Tarps or Tents), Activities where technical assistance is provided, NFI: Household and NFI: Kitchen Sets broken down by PlannedReached2 vs. Region and Province. The view is filtered on Region, which keeps 6 of 6 members.

Emergency Shelter & NFI: by Agency

ImplementingAgency	Tarpaulines (1 per H)		Tarpaulines - 2 per HH		Tents		Total HH Reached with Emergency Shelter Solutions (Tarps or Tents)		Activities where technical assistance is provided		NFI: Household		NFI: Kitchen Sets	
	Planned	Reached	Planned	Reached	Planned	Reached	Planned	Reached	Planned	Reached	Planned	Reached	Planned	Reached
ACTED		9,673		1,528		1,269		12,470		0		3,450		
ADRA			5,000				5,000		0					
ARC Int		276					276		0					
CARE	440		319	3,663			759	3,663	0	0				3,458
CRS		37,872		8,891		0	46,763		13		28,098			29,781
Caritas Germany		8,175					8,175		0					4,796
Caritas Switzerland		13,851					13,851		0		14,113			
ChildFund							0		0		1,415			
Citizens' Disaster Response Center		26,824				950	27,774		0		27,904			1,080
Civic Force Japan						950	950		0					
Concern Worldwide		5,665		1,810			7,475		0		11,004			11,004
DFID - HMS Illustrious				6,801			6,801		0					
DFID RRF/Christian Aid		5,000					5,000		0		15,000			
DfID (British Navy)		1,400					1,400		0					
Enfants du Mekong							0	0	0	0			200	1,570
Food for the Hungry	4,078						4,078	0	0	0				4,078
GOAL		6,347					6,347		0		3,017			800
Global Communities							0		0		300			
Habitat for Humanity			1,480	3,059			1,480	3,059	0	0				
Handicap International		108				5,360	5,468		0		4,824			806
HelpAge-COSE		3,978					3,978		0					
Humanity First						832	0	832	0	0	50	194		
INTERSOS		807				238	1,045		0		1,280			275
IOM	8,622	47,800					8,622	47,800	0	0	758	49,742		1,706

Tarpaulines (1 per H), Tarpaulines - 2 per HH, Tents, Total HH Reached with Emergency Shelter Solutions (Tarps or Tents), Activities where technical assistance is provided, NFI: Household and NFI: Kitchen Sets broken down by PlannedReached2 vs. ImplementingAgency. The data is filtered on Region and sum of ESNFI All. The Region filter keeps 6 of 6 members. The sum of ESNFI All filter includes values greater than or equal to 1.

Emergency Shelter & NFI: by Agency

ImplementingAgency	Tarpaulines (1 per H)		Tarpaulines - 2 per HH		Tents		Total HH Reached with Emergency Shelter Solutions (Tarps or Tents)		Activities where technical assistance is provided		NFI: Household		NFI: Kitchen Sets	
	Planned	Reached	Planned	Reached	Planned	Reached	Planned	Reached	Planned	Reached	Planned	Reached	Planned	Reached
Islamic Relief Worldwide (IRW)		6,000		2,000		3,272		11,272		0		2,000		4,000
LUTHERAN WORLD RELIEF								0		0		16,200		
MSF		275		1,585		2,956		4,816		0				3,238
MSF Holland		3,204		2,009				5,213		0		2,009		2,135
MSF OCBA		2,693				4,605		7,298		0		7,217		7,298
MSF Spain		2,207						2,207		0				
MSF-CH		430	8,021			1,169	430	9,190		0	0	1,408	6,967	
Malteser International						44		44		0		2,777		1,786
Medair		8,541		122				8,663		0				
Municipality						8	0	8		0	0	181		
OXFAM		6,497						6,497		0				
PLAN Int		14,725	4,031				14,725	4,031		0	0			
PRAY		3,585						3,585		0				300
PRCS - GRC		1,000				300	0	1,300		0	0	29	9,952	29 12,008
PRCS - ICRC		2,377		23,669				26,046		0				
PRCS - IFRC		97,924				1,541		99,465		0		67,715		1,085
People in Need (PIN)		500					500			0				
Ramon Aboitiz Foundation Inc (RAFI)		99	4,405				99	4,405		0	0			
SDC		2,900						2,900		0				400
SOLIDARITES INTERNATIONAL		2,280	2,983	808	935			3,088	3,918	0	0			
SOS ATTITUDE						1,029		1,029		0		840		350
Samaritan's Purse		7,956						7,956		0				
Save the Children		6,484	25,943				6,484	25,943		0	0	2,616	12,241	2,616 551
ShelterBox					520	3,176	520	3,176		0	0	21	1,089	14 263

Tarpaulines (1 per H), Tarpaulines - 2 per HH, Tents, Total HH Reached with Emergency Shelter Solutions (Tarps or Tents), Activities where technical assistance is provided, NFI: Household and NFI: Kitchen Sets broken down by PlannedReached2 vs. ImplementingAgency. The data is filtered on Region and sum of ESNFI All. The Region filter keeps 6 of 6 members. The sum of ESNFI All filter includes values greater than or equal to 1.

Emergency Shelter & NFI: by Agency

ImplementingAgency	Tarpaulines (1 per H)		Tarpaulines - 2 per HH		Tents		Total HH Reached with Emergency Shelter Solutions (Tarps or Tents)		Activities where technical assistance is provided		NFI: Household		NFI: Kitchen Sets	
	Planned	Reached	Planned	Reached	Planned	Reached	Planned	Reached	Planned	Reached	Planned	Reached	Planned	Reached
Tdh							0	0	0	0			465	141
UNHCR	6,491	52,910	0	162	0	8,811	6,491	61,883	3	286	0	81,535	0	7,750
Welt Hunger Hilfe		5,000						5,000		0				
World Renew								0		0		492		1,265
World Vision			275	10,245			275	10,245	0	0		24,085	23,572	3,089
Grand Total	46,356	414,021	7,882	66,479	520	36,510	54,758	517,010	3	299	21,563	378,960	26,896	105,013

Tarpaulines (1 per H), Tarpaulines - 2 per HH, Tents, Total HH Reached with Emergency Shelter Solutions (Tarps or Tents), Activities where technical assistance is provided, NFI: Household and NFI: Kitchen Sets broken down by PlannedReached2 vs. ImplementingAgency. The data is filtered on Region and sum of ESNFI All. The Region filter keeps 6 of 6 members. The sum of ESNFI All filter includes values greater than or equal to 1.

Support To Self Recovery of Shelter : by Region, Province

Region	Province	HH provided with roofing materials		Provision of other materials		HH with transitional or core shelters		ToolKit (HH with access to toolkits)		Training of capenters (number trained)		Number of activities that include technical assistance		Cash over 10,000 pesos		Cash under 10,000 pesos	
		Planned	Reached	Planned	Reached	Planned	Reached	Planned	Reached	Planned	Reached	Planned	Reached	Planned	Reached	Planned	Reached
REGION IV-B (MIMAROPA)	OCCIDENTAL MINDORO												0				
	ORIENTAL MINDORO												0				
	PALAWAN		2,000						3,494				26	0		2,000	
	Total		2,000						3,494				26	0		2,000	
REGION V (BICOL REGION)	MASBATE												0				
	Total												0				
REGION VI	AKLAN	16,599	269	456		500		18,783	9,778	100		15	0	3,300	0	1,284	3,879
	ANTIQUE	5,163	1,210					5,163	3,174			1	0		0		4,045
	CAPIZ	8,140	3,019	2,044	250	1,205	181	7,723	22,055	50	50	41	2	0	0	2,850	7,019
	ILOILO	4,877	2,487	40	11,014			6,191	36,716	485	301	34	0	5,751	2,021	4,451	12,623
	NEGROS OCCIDENTAL		1,592		550				1,824			0	0				
	Total	34,779	8,577	2,540	11,814	1,705	181	37,860	73,547	635	351	91	2	9,051	2,021	8,585	27,566
REGION VII	BOHOL				0				720				0				
	CEBU	2,994	13,082	2,114	4,052	465	1,239	1,468	34,857	0	83	15	15	0	0	4,101	2,534
	Total	2,994	13,082	2,114	4,052	465	1,239	1,468	35,577	0	83	15	15	0	0	4,101	2,534
REGION VIII	BILIRAN												0				
	EASTERN SAMAR	465	14,039	465	12,041	10,761	252	1,115	37,560		100	11	10	0	0	0	0
	LEYTE	43,809	25,122	18,528	36,082	14,200	700	19,158	39,387	456	260	92	17	0	0	34,044	8,463
	SAMAR (WESTERN SAMAR)	5,507	1,020	5,207		3,429		429	3,432		20	7	0				
	Total	49,781	40,181	24,200	48,123	28,390	952	20,702	80,379	456	380	110	27	0	0	34,044	8,463
REGION XIII (CARAGA)	SURIGAO DEL NORTE												0				
	Total												0				
Grand Total		87,554	63,840	28,854	63,989	30,560	2,372	60,030	192,997	1,091	814	216	70	9,051	2,021	46,730	40,563

HH provided with roofing materials, Provision of other materials, HH with transitional or core shelters, ToolKit (HH with access to toolkits), Training of capenters (number trained), Number of activities that include technical assistance, Cash over 10,000 pesos and Cash under 10,000 pesos broken down by PlannedReached2 vs. Region and Province. The view is filtered on Region, which keeps 6 of 6 members.

Support To Self Recovery of Shelter : by Agency

ImplementingAgency	HH provided with roofing materials		Provision of other materials		HH with transitional or core shelters		ToolKit (HH with access to toolkits)		Training of capenters (number trained)		Number of activities that include technical assistance		Cash over 10,000 pesos		Cash under 10,000 pesos	
	Planned	Reached	Planned	Reached	Planned	Reached	Planned	Reached	Planned	Reached	Planned	Reached	Planned	Reached	Planned	Reached
ACTED								16,468				0				
ADRA	5,000		5,000				5,000				0					
Amity Volunteer Fire Brigade		492										0				
CapizNED	467	183									0	0				
CARE	19,317	1,671					19,317	3,802			104	7	0	0	20,760	951
Caritas Austria		1,250										0				
Caritas Germany					146		4,207				0	0				
Caritas Switzerland							14,113					0				
Citizens' Disaster Response Center	690	550	690	550			690				2	0				
Concern Worldwide				11,004			11,004					0				
CRS	3,000	0	3,000	40,175	20,000	211	300	4,098			6	16	0	0	50	0
Danish People's Aid						70				28		0				
DFID - HMS Illustrious							14,500					0				
Don Bosco Network	316	130									0	0				
DSWD		7,492					4,763					0				
Food for the Hungry	4,078		4,078								0					
Global Communities	300										0					
GOAL		600										0		0		600
Habitat for Humanity		7,742		7,742			7,742					0				
Handicap International							50	50	50	50	1	1				
HEKS - TFM					1,205	181					9	1				
HelpAge-COSE							3,978					0		0		114
Humanity First			40	260							0	0				
ICAN Foundation	2,582	1,675									0	0				
IOM	1,697	301		178			29,021				0	0				

HH provided with roofing materials, Provision of other materials, HH with transitional or core shelters, ToolKit (HH with access to toolkits), Training of capenters (number trained), Number of activities that include technical assistance, Cash over 10,000 pesos and Cash under 10,000 pesos broken down by PlannedReached2 vs. ImplementingAgency. The data is filtered on Region and sum of SSRS HH All. The Region filter keeps 6 of 6 members. The sum of SSRS HH All filter includes values greater than or equal to 1.

Support To Self Recovery of Shelter : by Agency

ImplementingAgency	HH provided with roofing materials		Provision of other materials		HH with transitional or core shelters		ToolKit (HH with access to toolkits)		Training of capenters (number trained)		Number of activities that include technical assistance		Cash over 10,000 pesos		Cash under 10,000 pesos	
	Planned	Reached	Planned	Reached	Planned	Reached	Planned	Reached	Planned	Reached	Planned	Reached	Planned	Reached	Planned	Reached
IRC									245	301	0	0	1,659	2,021	2,255	2,261
Islamic Relief Worldwide (IRW)					270			4,000			0	4	0		2,322	
LUTHERAN WORLD RELIEF	2,267	1,457	2,267	1,457			2,267	1,457			0	0	0	0	3,500	150
Malteser International	1,400		1,400								0					
Medair						600		6,000		60		0				
MSF Holland								4,815				0				
MSF-CH							1,408	8,021			0	0				
Municipality		1,360										0				
Muslim Aid		150		150		150		150		30		2				
NICCO	1,200		1,200		1,200		120		120		1					
PASAR FOUNDATION, INC.		5,000						1,564				0				
People in Need (PIN)	1,000						500				0					
PFI	120		240				240				12		0		600	
PLAN Int	2,061						2,061				0					
PRAY		3,535						2,025				0				
PRCS - Finnish RC											0		800		0	
PRCS - GRC								500				0				
PRCS - ICRC		4,500			6,000						0	0				
PRCS - IFRC								28,146			0	0	0	0	13,144	32,067
PRCS - Spanish RC					500		2,500		100		2		2,500		0	
PRCS - SWISS RC		5,170					5,170					32		0		2,000
Ramon Aboitiz Foundation Inc (RAFI)							99	4,405			0	0	0	0	99	2,420
Relief operation for Northern Iloilo	94										0					
Samaritan's Purse	10,000		10,000								0					
Save the Children	4,000						862		576		62		4,092		4,000	

HH provided with roofing materials, Provision of other materials, HH with transitional or core shelters, ToolKit (HH with access to toolkits), Training of capenters (number trained), Number of activities that include technical assistance, Cash over 10,000 pesos and Cash under 10,000 pesos broken down by PlannedReached2 vs. ImplementingAgency. The data is filtered on Region and sum of SSRS HH All. The Region filter keeps 6 of 6 members. The sum of SSRS HH All filter includes values greater than or equal to 1.

Support To Self Recovery of Shelter : by Agency

ImplementingAgency	HH provided with roofing materials		Provision of other materials		HH with transitional or core shelters		ToolKit (HH with access to toolkits)		Training of capenters (number trained)		Number of activities that include technical assistance		Cash over 10,000 pesos		Cash under 10,000 pesos	
	Planned	Reached	Planned	Reached	Planned	Reached	Planned	Reached	Planned	Reached	Planned	Reached	Planned	Reached	Planned	Reached
SDC		10,500						2,900				0				
Shanti Volunteer Association		2,201		2,201				2,201				0				
SIF(Secours Islamique France)					150		150				2					
Sign of Hope	45	131	45	131	45	131				25	0	0				
Solidar Suisse		2,437						2,437				0				
SOLIDARITES INTERNATIONAL	3,454	4,853									0	0				
Tdh	894	141	894	141	894	141	894	141			12	4	0	0	0	0
TESDA		319						319		320		0				
Welt Hunger Hilfe								5,000				0				
World Vision	23,572						23,572				0					
YPDR					150	888					0	0				
Grand Total	87,554	63,840	28,854	63,989	30,560	2,372	60,030	192,997	1,091	814	213	67	9,051	2,021	46,730	40,563

HH provided with roofing materials, Provision of other materials, HH with transitional or core shelters, ToolKit (HH with access to toolkits), Training of capenters (number trained), Number of activities that include technical assistance, Cash over 10,000 pesos and Cash under 10,000 pesos broken down by PlannedReached2 vs. ImplementingAgency. The data is filtered on Region and sum of SSRS HH All. The Region filter keeps 6 of 6 members. The sum of SSRS HH All filter includes values greater than or equal to 1.