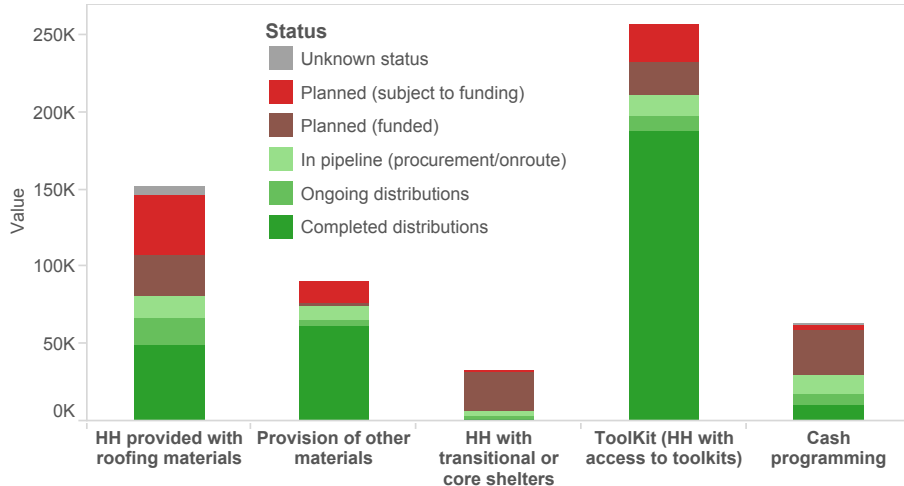
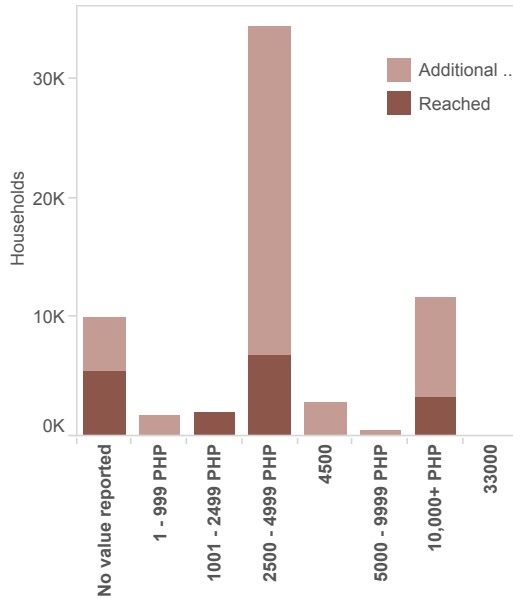


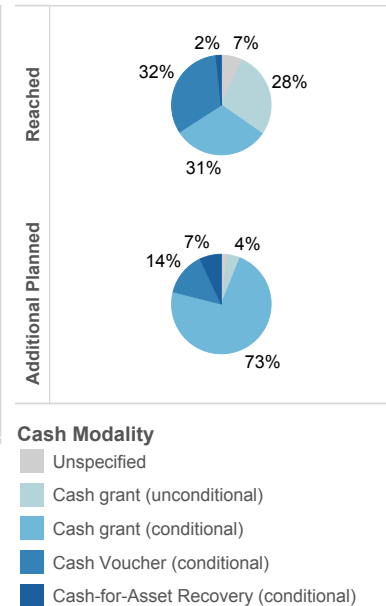
Support to self recovery of shelter Graph shows households targetted per activity, and the activity status



Cash Programming Number of household targetted with cash based shelter programming, approximate cash value (PHP) and activity status : reached (complete/ongoing activity) or planned (planned/pipeline).



Cash Modalities Modalities for cashed based shelter programming, for households reached (complete/ongoing activity) and planned (planned/pipeline)



KEY FACTS

EMERGENCY ACTIVITIES

- 527,951** households reached with emergency shelter solutions (tarpaulines or tents)..
- 400,177** households reached with Household non-food items (blankets & mats)
- 118,731** households reached with kitchen sets

SUPPORT FOR SELF RECOVERY OF SHELTER

- 72,190** households provided with a roofing solution
 - of which: **66,146** with roofing materials
 - 2,742** with transitional or core shelter
 - 3,302** with cash sufficient to allow purchase of roofing (10,000 PHP per HH)

Other support for self recovery activities:

- 814** carpenters trained
- 8,795** households received small cash amounts to support shelter recovery (under 10,000 PHP)*
- 65,072** household receiving other materials (framing/cladding material)
- 197,956** households with access to toolkits

* The majority of this cash was provided unconditionally, therefore may not have been spent on shelter. Number should be interpreted with caution

Cash Modalities Households targetted with cash based shelter programming the cash value (PHP) and the activity status : reached (complete/ongoing activity) or planned (planned/pipeline)

	No value ..	1 - 999 PHP	1001 - 2499 ..	2500 - 4999 ..	4500	5000 - 9999 ..	10,000+ ..	33000
Reached								
Unspecified	1,220							
Cash grant (unconditional)			2,000	2,861				
Cash grant (conditional)	3,901			1,514				50
Cash Voucher (conditional)				2,420			3,252	
Cash-for-Asset Recovery (conditional)	300							
Total	5,421		2,000	6,795			3,252	50
Additional Planned								
Unspecified	941							
Cash grant (unconditional)				1,837				
Cash grant (conditional)	1,500	1,761		24,468	2,850		2,500	
Cash Voucher (conditional)				99		418	5,869	
Cash-for-Asset Recovery (conditional)	2,000			1,161				
Total	4,441	1,761		27,565	2,850	418	8,369	
Grand Total	9,862	1,761	2,000	34,360	2,850	418	11,621	50

Regional Coverage Gap - Emergency Shelter and Support to Self Recovery of Shelter (24/02/14)

		DROMIC			EMERGENCY SHELTER						SUPPORT TO SELF RECOVERY OF SHELTER							
REGION STD	PROVINCE STD	2013 Population Projection (ppi)	Partially Damaged Houses	Totally damaged/destroyed houses	Total house damage	ES Reached	ES % reached	ES Planned	ES % planned	ES Gap	ES % Total coverage (Planned & reached)	SSRS Reached	SSRS % Reached	SSRS Planned	SSRS % Planned	SSRS Gap	SSRS % Total coverage (Planned & reached)	
REGION IV-B (MIMAROPA)	MARINDUQUE	231,055	158	5	163					163							163	
	OCCIDENTAL MINDORO	477,311	2,982	654	3,636	600	17%	0	0%	3,036	17%	0	0%	0	0%	3,636	0%	
	ORIENTAL MINDORO	818,706	2,616	968	3,584	1,416	40%	0	0%	2,168	40%	0	0%	0	0%	3,584	0%	
	PALAWAN	788,140	9,351	9,410	18,761	1,155	6%	0	0%	17,606	6%	2,000	11%	0	0%	16,761	11%	
	ROMBLON	276,228	7,095	574	7,669					7,669						7,669		
	Total		2,591,441	22,202	11,611	33,813	3,171	9%	0	0%	30,642	9%	2,000	6%	0	0%	31,813	6%
REGION VI (WESTERN VISAYAS)	AKLAN	564,013	49,161	34,738	83,899	16,293	19%	159	0%	67,447	20%	348	0%	19,864	24%	63,687	24%	
	ANTIQUE	570,129	32,253	14,711	46,964	9,443	20%	0	0%	37,521	20%	1,210	3%	3,663	8%	42,091	10%	
	CAPIZ	740,612	38,570	92,118	130,688	42,517	33%	3,163	2%	85,008	35%	3,317	3%	8,636	7%	118,735	9%	
	GUIMARAS	169,983	265	36	301					301						301		
	ILOILO	2,330,688	83,046	74,383	157,429	49,687	32%	2,833	2%	104,909	33%	5,955	4%	9,728	6%	141,746	10%	
	NEGROS OCCIDENTAL	3,019,297	49,728	13,340	63,068	2,250	4%	0	0%	60,818	4%	1,592	3%	0	0%	61,476	3%	
	Total		7,394,723	253,023	229,326	482,349	120,190	25%	6,155	1%	356,004	26%	12,422	3%	41,891	9%	428,036	11%
REGION VII (CENTRAL VISAYAS)	BOHOL	1,076,771	1,772	197	1,969	0	0%	0	0%	1,969	0%	0	0%	0	0%	1,969	0%	
	CEBU	4,108,810	46,601	62,594	109,195	66,065	61%	6,229	6%	36,901	66%	14,675	13%	3,449	3%	91,071	17%	
	NEGROS ORIENTAL	1,157,133	106	49	155					155						155		
	SIQUIJOR	20,692			0					0						0		
	Total		6,363,406	48,479	62,840	111,319	66,065	59%	6,229	6%	39,025	65%	14,675	13%	3,449	3%	93,195	16%
REGION VIII (EASTERN VISAYAS)	BILIRAN	168,799	15,081	5,444	20,525	3,090	15%	0	0%	17,435	15%	450	2%	588	3%	19,487	5%	
	EASTERN SAMAR	446,218	31,116	30,625	61,741	87,833	142%	603	1%	-26,695	143%	11,965	19%	9,315	15%	40,461	34%	
	LEYTE	1,845,562	180,346	201,464	381,810	224,024	59%	18,020	5%	139,766	63%	26,158	7%	41,815	11%	313,837	18%	
	NORTHERN SAMAR	618,470			0					0						0		
	SAMAR (WESTERN SAMAR)	770,054	12,231	6,084	18,315	19,495	106%	4,078	22%	-5,258	129%	20	0%	5,936	32%	12,359	33%	
	SOUTHERN LEYTE	411,598	9,532	933	10,465					10,465						10,465		
	Total		4,260,702	248,306	244,550	492,856	334,442	68%	22,701	5%	135,713	72%	38,593	8%	57,654	12%	396,609	20%
REGION XIII (CARAGA)	AGUSAN DEL NORTE				0					0						0		
	AGUSAN DEL SUR		40	2	42					42						42		
	DINAGAT ISLANDS		3,405	362	3,767					3,767						3,767		
	SURIGAO DEL NORTE		2,714	58	2,772	1,000	36%	0	0%	1,772	36%	0	0%	0	0%	2,772	0%	
	SURIGAO DEL SUR		79	44	123					123						123		
	Total			6,238	466	6,704	1,000	15%	0	0%	5,704	15%	0	0%	0	0%	6,704	0%

Emergency Shelter & NFI: by Region, Province

Region	Province	Tarpaulines - 1 per HH		Tarpaulines - 2 per HH		Tents		Total HH Reached with Emergency Shelter Solutions (Tarps or Tents)		Activities where technical assistance is provided		NFI: Household		NFI: Kitchen Sets		
		Planned	Reached	Planned	Reached	Planned	Reached	Planned	Reached	Planned	Reached	Planned	Reached	Planned	Reached	
REGION IV-B (MIMAROPA)	OCCIDENTAL MINDORO		600						600		0		600			
	ORIENTAL MINDORO		1,416						1,416		0		1,416			
	PALAWAN		200		980				1,180		0		1,280		1,080	
	Total		2,216		980				3,196		0		3,296		1,080	
REGION V (BICOL REGION)	MASBATE		2,186						2,186		0		2,186			
	Total		2,186						2,186		0		2,186			
REGION VI	AKLAN		16,083	456		159	210	615	16,293	1	0		11,068	14,543	251	
	ANTIQUE		9,094		82		337	0	9,513	0	0		6,450	3,663	981	
	CAPIZ	1,491	41,846	2,044		220	671	3,755	42,517	0	0	7	30,148	2,779	7,038	
	ILOILO	2,833	40,597		7,299			2,366	2,833	50,262	0	0	3,890	43,504	5,019	13,007
	NEGROS OCCIDENTAL		2,000		250				0	2,250	0	0		2,000	200	85
	Total	4,324	109,620	2,500	7,631	379	3,584	7,203	120,835	1	0	3,897	93,170	26,204	21,362	
REGION VII	BOHOL								0		0		720		720	
	CEBU	5,954	47,480	275	11,605	0	6,980	6,229	66,065	3	6	6,961	45,188	0	12,821	
	Total	5,954	47,480	275	11,605	0	6,980	6,229	66,065	3	6	6,961	45,908	0	13,541	
REGION VIII	BILIRAN		2,465				625	0	3,090	0	0		3,394	588	451	
	EASTERN SAMAR	15,242	53,448		24,908	101	9,477	15,343	87,833	0	276	10	65,425	754	17,871	
	LEYTE	16,853	191,223	3,627	22,544	40	10,484	20,520	224,251	0	8	10,490	167,559	227	57,156	
	SAMAR (WESTERN SAMAR)	4,078	14,166		3,635		1,694	4,078	19,495	0	11	300	18,239		7,270	
	Total	36,173	261,302	3,627	51,087	141	22,280	39,941	334,669	0	295	10,800	254,617	1,569	82,748	
REGION XIII (CARAGA)	SURIGAO DEL NORTE		1,000						1,000		0		1,000			
	Total		1,000						1,000		0		1,000			
Grand Total		46,451	423,804	6,402	71,303	520	32,844	53,373	527,951	4	301	21,658	400,177	27,773	118,731	

Tarpaulines - 1 per HH, Tarpaulines - 2 per HH, Tents, Total HH Reached with Emergency Shelter Solutions (Tarps or Tents), Activities where technical assistance is provided, NFI: Household and NFI: Kitchen Sets broken down by PlannedReached2 vs. Region and Province. The view is filtered on Region, which keeps 6 of 6 members.

Emergency Shelter & NFI: by Agency

ImplementingAgency	Tarpaulines (1 per H)		Tarpaulines - 2 per HH		Tents		Total HH Reached with Emergency Shelter Solutions (Tarps or Tents)		Activities where technical assistance is provided		NFI: Household		NFI: Kitchen Sets	
	Planned	Reached	Planned	Reached	Planned	Reached	Planned	Reached	Planned	Reached	Planned	Reached	Planned	Reached
ACTED		9,673		1,528		1,269		12,470		0		3,450		
ADRA			5,000				5,000		0					
ARC Int		276					276		0					
CARE	440		319	6,816			759	6,816	0	0				4,652
CRS		37,872		8,891		0	46,763		12		38,623			39,723
Caritas Germany		8,175					8,175		0					4,796
Caritas Switzerland		13,851					13,851		0		14,113			
ChildFund							0		0		1,415			
Citizens' Disaster Response Center		26,824				950	27,774		0		27,904			1,080
Civic Force Japan						950	950		0					
Concern Worldwide		5,665		1,810			7,475		0		11,004			11,004
DFID - HMS Illustrious				6,801			6,801		0					
DFID RRF/Christian Aid		5,000					5,000		0		15,000			
DfID (British Navy)		1,400					1,400		0					
Enfants du Mekong							0	0	0	0			200	1,570
Food for the Hungry	4,078						4,078	0	0	0				4,078
GOAL		6,347					6,347		0		3,017			800
Global Communities							0		0		300			
Habitat for Humanity				4,730			4,730		0					
Handicap International		144				1,586	1,730		0		6,648			1,009
HelpAge-COSE		3,978					3,978		0					
Humanity First						832	0	832	0	0	50	194		
INTERSOS		807				238	1,045		0		1,280			275
IOM	8,622	48,576					8,622	48,576	0	0	758	50,040		3,402

Tarpaulines (1 per H), Tarpaulines - 2 per HH, Tents, Total HH Reached with Emergency Shelter Solutions (Tarps or Tents), Activities where technical assistance is provided, NFI: Household and NFI: Kitchen Sets broken down by PlannedReached2 vs. ImplementingAgency. The data is filtered on Region and sum of ESNFI All. The Region filter keeps 6 of 6 members. The sum of ESNFI All filter includes values greater than or equal to 1.

Emergency Shelter & NFI: by Agency

ImplementingAgency	Tarpaulines (1 per H)		Tarpaulines - 2 per HH		Tents		Total HH Reached with Emergency Shelter Solutions (Tarps or Tents)		Activities where technical assistance is provided		NFI: Household		NFI: Kitchen Sets	
	Planned	Reached	Planned	Reached	Planned	Reached	Planned	Reached	Planned	Reached	Planned	Reached	Planned	Reached
Islamic Relief Worldwide (IRW)		6,000		2,000		3,272		11,272		0		2,000		4,000
LUTHERAN WORLD RELIEF								0		0		16,200		
MSF		275		1,585		2,956		4,816		0				3,238
MSF Holland		3,204		2,009				5,213		0		2,009		2,135
MSF OCBA		2,693				4,605		7,298		0		7,217		7,298
MSF Spain		2,207						2,207		0				
MSF-CH		430	8,021			1,169		430	9,190	0	0	1,408	6,967	
Malteser International						44		44		0		2,777		1,786
Medair		8,541		122				8,663		0				
Municipality						8		8		0	0	181		
OXFAM		6,497						6,497		0				
PDRN						105		0	105	0	3			952
PLAN Int		14,725	4,031					14,725	4,031	0	0			
PRAY		3,585						3,585		0				300
PRCS - GRC		1,000				300		0	1,300	0	0	29	9,952	29
PRCS - ICRC		2,377		23,669				26,046		0				
PRCS - IFRC		95	106,895			1,544		95	108,439	0	0	95	76,285	1,085
People in Need (PIN)		500						500		0				
Ramon Aboitiz Foundation Inc (RAFI)		99	4,405					99	4,405	0	0			
SDC		2,900						2,900		0				400
SOLIDARITES INTERNATIONAL		2,280	2,983	808	935			3,088	3,918	0	0			
SOS ATTITUDE						1,029		1,029		0		840		350
Samaritan's Purse		7,956						7,956		0				
Save the Children		6,484	25,943					6,484	25,943	0	0	2,616	12,241	2,616

Tarpaulines (1 per H), Tarpaulines - 2 per HH, Tents, Total HH Reached with Emergency Shelter Solutions (Tarps or Tents), Activities where technical assistance is provided, NFI: Household and NFI: Kitchen Sets broken down by PlannedReached2 vs. ImplementingAgency. The data is filtered on Region and sum of ESNFI All. The Region filter keeps 6 of 6 members. The sum of ESNFI All filter includes values greater than or equal to 1.

Emergency Shelter & NFI: by Agency

ImplementingAgency	Tarpaulines (1 per H)		Tarpaulines - 2 per HH		Tents		Total HH Reached with Emergency Shelter Solutions (Tarps or Tents)		Activities where technical assistance is provided		NFI: Household		NFI: Kitchen Sets	
	Planned	Reached	Planned	Reached	Planned	Reached	Planned	Reached	Planned	Reached	Planned	Reached	Planned	Reached
ShelterBox					520	3,176	520	3,176	0	0	21	1,089	14	263
Tdh							0	0	0	0			390	216
UNHCR	6,491	52,910	0	162	0	8,811	6,491	61,883	3	286	0	81,535	0	7,750
Welt Hunger Hilfe		5,000						5,000		0				
World Renew								0		0		492		1,265
World Vision			275	10,245			275	10,245	0	0		24,085	23,572	3,089
Grand Total	46,451	423,804	6,402	71,303	520	32,844	53,373	527,951	3	301	21,658	400,177	27,773	118,731

Tarpaulines (1 per H), Tarpaulines - 2 per HH, Tents, Total HH Reached with Emergency Shelter Solutions (Tarps or Tents), Activities where technical assistance is provided, NFI: Household and NFI: Kitchen Sets broken down by PlannedReached2 vs. ImplementingAgency. The data is filtered on Region and sum of ESNFI All. The Region filter keeps 6 of 6 members. The sum of ESNFI All filter includes values greater than or equal to 1.

Support To Self Recovery of Shelter : by Region, Province

Region	Province	HH provided with roofing materials		Provision of other materials		HH with transitional or core shelters		ToolKit (HH with access to toolkits)		Training of capenters (number trained)		Number of activities that include technical assistance		Cash over 10,000 pesos		Cash under 10,000 pesos	
		Planned	Reached	Planned	Reached	Planned	Reached	Planned	Reached	Planned	Reached	Planned	Reached	Planned	Reached	Planned	Reached
REGION IV-B (MIMAROPA)	OCCIDENTAL MINDORO											0					
	ORIENTAL MINDORO											0					
	PALAWAN		2,000						3,494			26		0		2,000	
	Total		2,000						3,494			26		0		2,000	
REGION V (BICOL REGION)	MASBATE											0					
	Total											0					
REGION VI	AKLAN	16,520	348	456		500		18,783	10,155	100		15	0	3,300		1,284	
	ANTIQUE	5,163	1,210					5,163	3,174			1	0				
	CAPIZ	8,140	3,019	2,044	250	1,088	298	7,723	22,055	50	50	40	3	0		2,850	
	ILOILO	4,659	2,703	40	11,014			5,973	37,411	485	301	30	9	5,069	3,252	4,233	2,477
	NEGROS OCCIDENTAL		1,592		550				1,824			0	0				
	Total	34,482	8,872	2,540	11,814	1,588	298	37,642	74,619	635	351	86	12	8,369	3,252	8,367	2,477
REGION VII	BOHOL				0				720			0					
	CEBU	2,989	13,403	2,109	4,073	460	1,272	1,468	35,694	0	83	15	15	0	0	4,101	2,534
	Total	2,989	13,403	2,109	4,073	460	1,272	1,468	36,414	0	83	15	15	0	0	4,101	2,534
REGION VIII	BILIRAN	588	450									0	0				
	EASTERN SAMAR	991	14,946	390	12,705	11,324	519	990	38,224		100	10	11	0	0	0	0
	LEYTE	40,965	25,455	15,528	36,480	13,350	653	18,559	41,773	456	260	86	16	0	50	20,126	1,784
	SAMAR (WESTERN SAMAR)	5,507	1,020	5,207		3,429		429	3,432		20	7	0				
	Total	48,051	41,871	21,125	49,185	28,103	1,172	19,978	83,429	456	380	103	27	0	50	20,126	1,784
REGION XIII (CARAGA)	SURIGAO DEL NORTE											0					
	Total											0					
Grand Total		85,522	66,146	25,774	65,072	30,151	2,742	59,088	197,956	1,091	814	204	80	8,369	3,302	32,594	8,795

HH provided with roofing materials, Provision of other materials, HH with transitional or core shelters, ToolKit (HH with access to toolkits), Training of capenters (number trained), Number of activities that include technical assistance, Cash over 10,000 pesos and Cash under 10,000 pesos broken down by PlannedReached2 vs. Region and Province. The view is filtered on Region, which keeps 6 of 6 members.

Support To Self Recovery of Shelter : by Agency

ImplementingAgency	HH provided with roofing materials		Provision of other materials		HH with transitional or core shelters		ToolKit (HH with access to toolkits)		Training of capenters (number trained)		Number of activities that include technical assistance		Cash over 10,000 pesos		Cash under 10,000 pesos	
	Planned	Reached	Planned	Reached	Planned	Reached	Planned	Reached	Planned	Reached	Planned	Reached	Planned	Reached	Planned	Reached
ACTED								16,468				0				
ADRA	5,000		5,000				5,000				0					
AMG					357						0					
Amity Volunteer Fire Brigade		492										0				
CapizNED	467	183									0	0				
CARE	18,405	1,820					18,405	3,951			96	8	0	0	19,848	1,100
Caritas Austria		1,250										0				
Caritas Germany					146			4,207			0	0				
Caritas Switzerland								14,113				0				
Citizens' Disaster Response Center	690	550	690	550			690				2	0				
Concern Worldwide				11,004				11,004				0				
CRS	850	2	0	40,175	19,150	171	300	4,098			6	16	0	50	0	0
Danish People's Aid						70				28		0				
DFID - HMS Illustrious								14,500				0				
Don Bosco Network	237	209									0	0				
DSWD		7,492						4,763				0				
Food for the Hungry	4,078		4,078								0					
Global Communities	300										0					
GOAL		600										0		0		600
Habitat for Humanity		8,717		8,717				8,717				0				
Handicap International							50	50	50	50	1	1				
HEKS - TFM					1,088	298					8	2				
HelpAge-COSE								3,978				0		0		114
Humanity First			40	260							0	0				
ICAN Foundation	2,582	1,675									0	0				

HH provided with roofing materials, Provision of other materials, HH with transitional or core shelters, ToolKit (HH with access to toolkits), Training of capenters (number trained), Number of activities that include technical assistance, Cash over 10,000 pesos and Cash under 10,000 pesos broken down by PlannedReached2 vs. ImplementingAgency. The data is filtered on Region and sum of SSRS HH All. The Region filter keeps 6 of 6 members. The sum of SSRS HH All filter includes values greater than or equal to 1.

Support To Self Recovery of Shelter : by Agency

ImplementingAgency	HH provided with roofing materials		Provision of other materials		HH with transitional or core shelters		ToolKit (HH with access to toolkits)		Training of capenters (number trained)		Number of activities that include technical assistance		Cash over 10,000 pesos		Cash under 10,000 pesos	
	Planned	Reached	Planned	Reached	Planned	Reached	Planned	Reached	Planned	Reached	Planned	Reached	Planned	Reached	Planned	Reached
IOM	1,697	301		178				29,021			0	0				
IRC									245	301	0	0	1,659	2,021	2,255	2,261
Islamic Relief Worldwide (IRW)					270			4,000			0	4	0		2,322	
LUTHERAN WORLD RELIEF	2,267	1,457	2,267	1,457			2,267	1,457			0	0	0	0	3,470	300
Malteser International	1,400		1,400								0					
Medair						600		6,000		60		0				
MSF Holland								4,815				0				
MSF-CH							1,408	8,021			0	0				
Municipality		1,360										0				
Muslim Aid		150		150		150		150		30		2				
NICCO	1,200		1,200		1,200		120		120		1					
PASAR FOUNDATION, INC.		5,000						1,564				0				
PDRN	1,189	993									0	0				
People in Need (PIN)	1,000						500				0					
PFI	120		240				240				12		0		600	
PLAN Int	2,061						2,061				0					
PRAY		3,535						2,025				0				
PRCS - Finnish RC											0		800		0	
PRCS - GRC								500				0				
PRCS - ICRC		4,500			6,000						0	0				
PRCS - IFRC							95	31,906			0	0				
PRCS - Spanish RC					500		2,500		100		2		2,500		0	
PRCS - SWISS RC		5,170						5,170				32		0		2,000
Ramon Aboitiz Foundation Inc (RAFI)							99	4,405			0	0	0	0	99	2,420
Relief operation for Northern Iloilo	94										0					

HH provided with roofing materials, Provision of other materials, HH with transitional or core shelters, ToolKit (HH with access to toolkits), Training of capenters (number trained), Number of activities that include technical assistance, Cash over 10,000 pesos and Cash under 10,000 pesos broken down by PlannedReached2 vs. ImplementingAgency. The data is filtered on Region and sum of SSRS HH All. The Region filter keeps 6 of 6 members. The sum of SSRS HH All filter includes values greater than or equal to 1.

Support To Self Recovery of Shelter : by Agency

ImplementingAgency	HH provided with roofing materials		Provision of other materials		HH with transitional or core shelters		ToolKit (HH with access to toolkits)		Training of capenters (number trained)		Number of activities that include technical assistance		Cash over 10,000 pesos		Cash under 10,000 pesos	
	Planned	Reached	Planned	Reached	Planned	Reached	Planned	Reached	Planned	Reached	Planned	Reached	Planned	Reached	Planned	Reached
Samaritan's Purse	10,000		10,000								0					
Save the Children	4,000						862		576		60	7	3,410	1,231	4,000	0
SDC		10,500						2,900			0					
Shanti Volunteer Association		2,201		2,201				2,201			0					
SIF(Secours Islamique France)					100		100				2					
Sign of Hope	40	164	40	164	40	164				25	0	0				
Solidar Suisse		2,437						2,437			0					
SOLIDARITES INTERNATIONAL	3,454	4,853									0	0				
Tdh	819	216	819	216	819	216	819	216			11	5	0	0	0	0
TESDA		319						319	320		0					
Welt Hunger Hilfe								5,000			0					
World Vision	23,572						23,572				0					
YPDR					150	888					0	0				
ZOA					331	185					0	0				
Grand Total	85,522	66,146	25,774	65,072	30,151	2,742	59,088	197,956	1,091	814	201	77	8,369	3,302	32,594	8,795

HH provided with roofing materials, Provision of other materials, HH with transitional or core shelters, ToolKit (HH with access to toolkits), Training of capenters (number trained), Number of activities that include technical assistance, Cash over 10,000 pesos and Cash under 10,000 pesos broken down by PlannedReached2 vs. ImplementingAgency. The data is filtered on Region and sum of SSRS HH All. The Region filter keeps 6 of 6 members. The sum of SSRS HH All filter includes values greater than or equal to 1.