

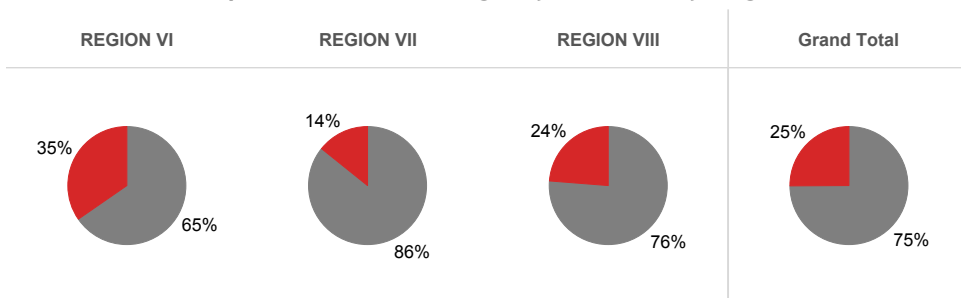
SUMMARY OF SHELTER CLUSTER PARTNER ACTIVITIES : RED CROSS AND RED CRESCENT MOVEMENT (31/03/2014)

Agency Grouping

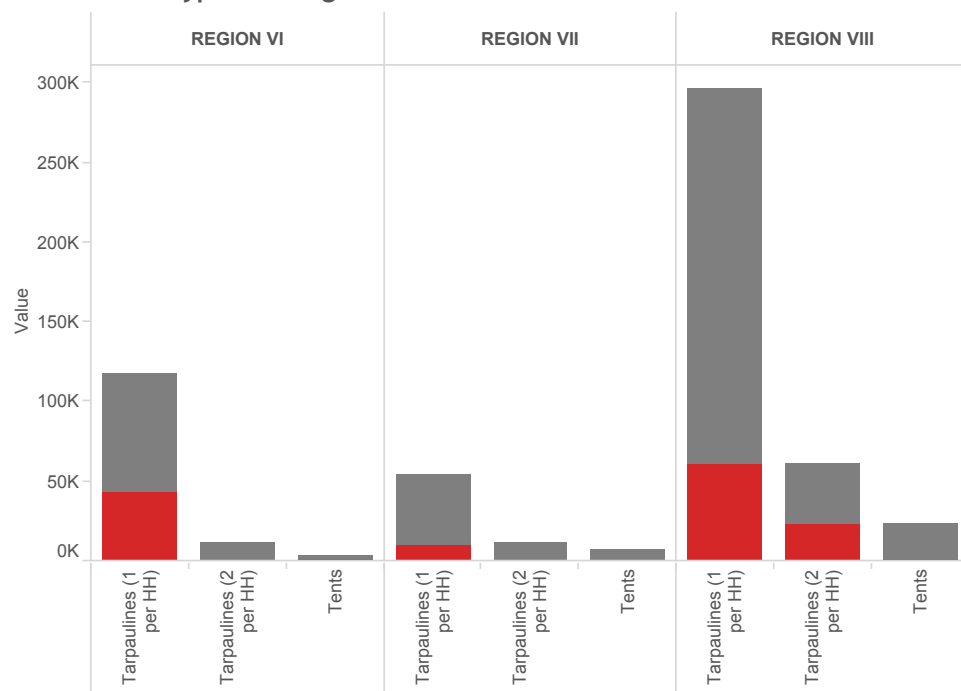
Other agencies
RCRC

This information is based on activities reported to the shelter cluster by the 28/03/14. Emergency shelter activities are classified into three categories: tarpaulines (1 per household), tarpaulines (2 per household) and tents. Graphs represents households reached - the table also contains planned activities reported to the cluster. Figures will be updated 15-04-2014

Total households provided with emergency shelter - by Region



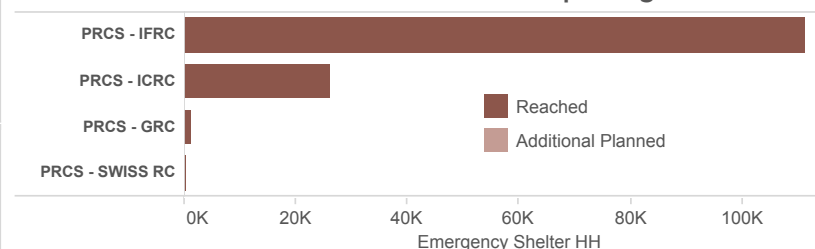
Households provided with emergency shelter interventions - by intervention type and Region



Emergency shelter - household reached and household planned to be reached, by intervention type and Region.

Region	Intervention Type	Reached		Additional Planned	
		RCRC	Other agencies	RCRC	Other agencies
REGION IV-B (MIMAROPA)	Tarpaulines (1 per H)		2,216		
	Tarpaulines (2 per HH)		980		
	Tents		0		
	Cash over 10,000 pesos		0		
REGION V (BICOL REGION)	Tarpaulines (1 per H)		2,186		
	Tarpaulines (2 per HH)				
	Tents				
	Cash over 10,000 pesos				
REGION VI	Tarpaulines (1 per H)	43,222	69,735		4,521
	Tarpaulines (2 per HH)		10,606		950
	Tents	829	2,796		
	Cash over 10,000 pesos		3,282	3,545	8,943
REGION VII	Tarpaulines (1 per H)		6,502	0	7,791
	Tarpaulines (2 per HH)	9,547	39,184		5,099
	Tents		11,871		0
	Cash over 10,000 pesos		7,138		248
REGION VIII	Tarpaulines (1 per H)		0		0
	Tarpaulines (2 per HH)		2,930		3,861
	Tents				
	Cash over 10,000 pesos		2,930		3,861
REGION XIII (CARAGA)	Tarpaulines (1 per H)	60,150	213,713	95	22,039
	Tarpaulines (2 per HH)	23,669	36,220		1,349
	Tents	915	22,225		
	Cash over 10,000 pesos		49	2,241	7,907
Grand Total	Tarpaulines (1 per H)		11,860	0	15,180
	Tarpaulines (2 per HH)		1,000		
	Tents				
	Cash over 10,000 pesos				
Grand Total	Tarpaulines (1 per H)	112,919	328,034	95	31,659
	Tarpaulines (2 per HH)	23,669	59,677		2,299
	Tents	1,847	32,159		248
	Cash over 10,000 pesos	0	3,331	5,786	16,850
	Cash under 10,000 pesos	2,000	21,292	0	26,832

Red Cross and Red Crescent Movement : Reporting Societies



Note:
Only data on tents and tarpaulins.
PRCS - IFRC data includes data from FACT relief, Benelux ERU, French Red Cross and American Red Cross