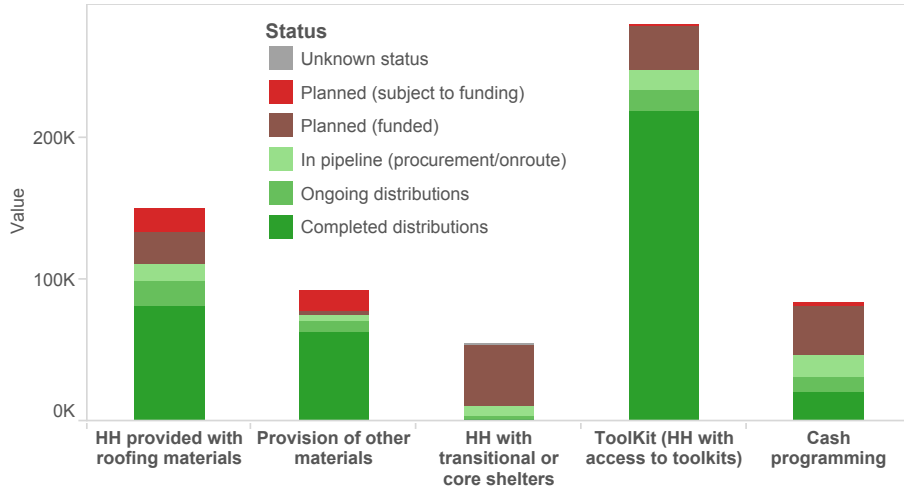
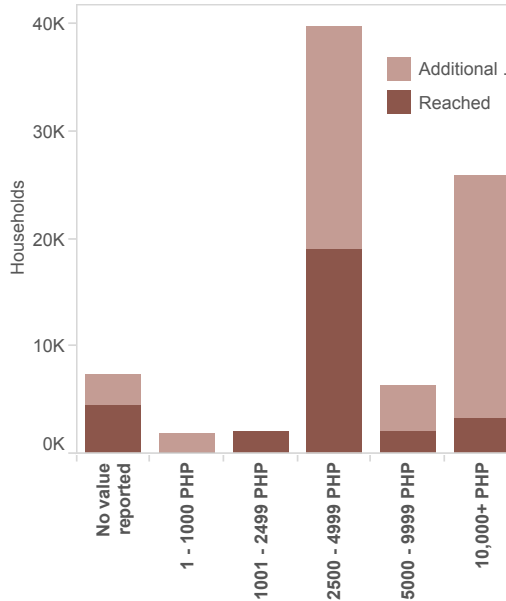


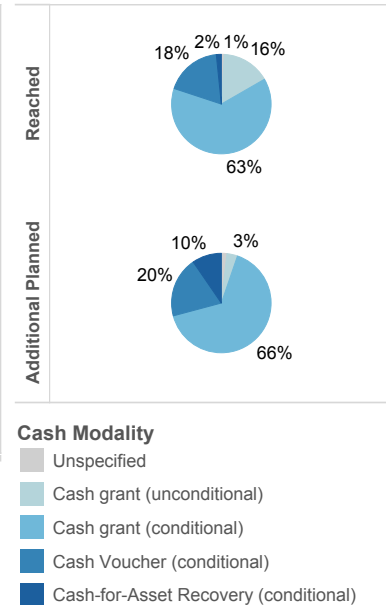
Support to self recovery of shelter Graph shows households targetted per activity, and the activity status



Cash Programming Number of household targetted with cash based shelter programming, approximate cash value (PHP) and activity status : reached (complete/ongoing activity) or planned (planned/pipeline).



Cash Modalities Modalities for cash based shelter programming, for households reached (complete/ongoing activity) and planned (planned/pipeline)



KEY FACTS

EMERGENCY ACTIVITIES

- 558,305** households reached with emergency shelter solutions (tarpaulines or tents)..
- 489,450** households reached with Household non-food items (blankets & mats)
- 141,719** households reached with kitchen sets

SUPPORT FOR SELF RECOVERY OF SHELTER

- 106,623** households provided with a roofing solution
 - of which: **99,400** with roofing materials
 - 3,892** with transitional or core shelter
 - 3,331** with cash sufficient to allow purchase of roofing (10,000 PHP per HH)

Other support for self recovery activities:

- 2,262** carpenters trained
- 23,292** households received small cash amounts to support shelter recovery (under 10,000 PHP)*
- 70,932** household receiving other materials (framing/cladding material)
- 234,176** households with access to toolkits

* The majority of this cash was provided unconditionally, therefore may not have been spent on shelter. Number should be interpreted with caution.

Cash Modalities Households targetted with cash based shelter programming the cash value (PHP) and the activity status : reached (complete/ongoing activity) or planned (planned/pipeline)

| | No value reported | 1 - 1000 PHP | 1001 - 2499 PHP | 2500 - 4999 PHP | 5000 - 9999 PHP | 10,000+ PHP |
|---------------------------------------|-------------------|--------------|-----------------|-----------------|-----------------|---------------|
| Reached | | | | | | |
| Cash grant (conditional) | 3,901 | | | 13,661 | 2,120 | 49 |
| Cash grant (unconditional) | | | 2,000 | 2,891 | | |
| Cash Voucher (conditional) | | | | 2,420 | | 3,282 |
| Cash-for-Asset Recovery (conditional) | 300 | 200 | | | | |
| Unspecified | 300 | | | | | |
| Total | 4,501 | 200 | 2,000 | 18,972 | 2,120 | 3,331 |
| Additional Planned | | | | | | |
| Cash grant (conditional) | | 1,761 | | 17,226 | 2,510 | 12,893 |
| Cash grant (unconditional) | | | | 1,807 | | |
| Cash Voucher (conditional) | | | | 99 | 418 | 9,743 |
| Cash-for-Asset Recovery (conditional) | 2,000 | | | 1,711 | 1,300 | |
| Unspecified | 941 | | | | | |
| Total | 2,941 | 1,761 | | 20,843 | 4,228 | 22,636 |
| Grand Total | 7,442 | 1,961 | 2,000 | 39,815 | 6,348 | 25,968 |

Regional Coverage Gap - Emergency Shelter and Support to Self Recovery of Shelter (31/03/14)

| | | DROMIC | | | EMERGENCY SHELTER | | | | | | SUPPORT TO SELF RECOVERY OF SHELTER | | | | | | | |
|-------------------------------|-----------------------|----------------------------------|--------------------------|----------------------------------|--------------------|------------|--------------|------------|--------------|---------|---|--------------|----------------|--------------|----------------|----------|---|----|
| REGION STD | PROVINCE STD | 2013 Population Projection (ppi) | Partially Damaged Houses | Totally damaged/destroyed houses | Total house damage | ES Reached | ES % reached | ES Planned | ES % planned | ES Gap | ES % Total coverage (Planned & reached) | SSRS Reached | SSRS % Reached | SSRS Planned | SSRS % Planned | SSRS Gap | SSRS % Total coverage (Planned & reached) | |
| REGION IV-B (MIMAROPA) | MARINDUQUE | 231,055 | 158 | 5 | 163 | | | | | 163 | | | | | | | 163 | |
| | OCCIDENTAL MINDORO | 477,311 | 2,982 | 654 | 3,636 | 600 | 17% | 0 | 0% | 3,036 | 17% | 0 | 0% | 0 | 0% | 3,636 | 0% | |
| | ORIENTAL MINDORO | 818,706 | 2,616 | 968 | 3,584 | 1,416 | 40% | 0 | 0% | 2,168 | 40% | 0 | 0% | 0 | 0% | 3,584 | 0% | |
| | PALAWAN | 788,140 | 9,351 | 9,410 | 18,761 | 1,155 | 6% | 0 | 0% | 17,606 | 6% | 2,000 | 11% | 0 | 0% | 16,761 | 11% | |
| | ROMBLON | 276,228 | 7,095 | 574 | 7,669 | | | | | 7,669 | | | | | | 7,669 | | |
| | Total | | 2,591,441 | 22,202 | 11,611 | 33,813 | 3,171 | 9% | 0 | 0% | 30,642 | 9% | 2,000 | 6% | 0 | 0% | 31,813 | 6% |
| REGION VI (WESTERN VISAYAS) | AKLAN | 564,013 | 49,161 | 34,738 | 83,899 | 18,311 | 22% | 0 | 0% | 65,588 | 22% | 1,256 | 1% | 7,349 | 9% | 75,294 | 10% | |
| | ANTIQUE | 570,129 | 32,253 | 14,711 | 46,964 | 10,239 | 22% | 0 | 0% | 36,725 | 22% | 1,210 | 3% | 0 | 0% | 45,754 | 3% | |
| | CAPIZ | 740,612 | 38,570 | 92,118 | 130,688 | 45,245 | 35% | 1,688 | 1% | 83,755 | 36% | 4,871 | 4% | 7,746 | 6% | 118,071 | 10% | |
| | GUIMARAS | 169,983 | 265 | 36 | 301 | | | | | 301 | | | | | | 301 | | |
| | ILOILO | 2,330,688 | 83,046 | 74,383 | 157,429 | 50,498 | 32% | 3,233 | 2% | 103,698 | 34% | 8,031 | 5% | 7,574 | 5% | 141,823 | 10% | |
| | NEGROS OCCIDENTAL | 3,019,297 | 49,728 | 13,340 | 63,068 | 2,250 | 4% | 0 | 0% | 60,818 | 4% | 1,592 | 3% | 0 | 0% | 61,476 | 3% | |
| Total | | 7,394,723 | 253,023 | 229,326 | 482,349 | 126,543 | 26% | 4,921 | 1% | 350,885 | 27% | 16,960 | 4% | 22,669 | 5% | 442,719 | 8% | |
| REGION VII (CENTRAL VISAYAS) | BOHOL | 1,076,771 | 1,772 | 197 | 1,969 | 0 | 0% | 0 | 0% | 1,969 | 0% | 0 | 0% | 0 | 0% | 1,969 | 0% | |
| | CEBU | 4,108,810 | 46,601 | 62,594 | 109,195 | 67,443 | 62% | 5,347 | 5% | 36,405 | 67% | 15,124 | 14% | 4,593 | 4% | 89,478 | 18% | |
| | NEGROS ORIENTAL | 1,157,133 | 106 | 49 | 155 | | | | | 155 | | | | | | 155 | | |
| | SIQUIJOR | 20,692 | | | 0 | | | | | 0 | | | | | | 0 | | |
| Total | | 6,363,406 | 48,479 | 62,840 | 111,319 | 67,443 | 61% | 5,347 | 5% | 38,529 | 65% | 15,124 | 14% | 4,593 | 4% | 91,602 | 18% | |
| REGION VIII (EASTERN VISAYAS) | BILIRAN | 168,799 | 15,081 | 5,444 | 20,525 | 3,090 | 15% | 0 | 0% | 17,435 | 15% | 1,035 | 5% | 0 | 0% | 19,490 | 5% | |
| | EASTERN SAMAR | 446,218 | 31,116 | 30,625 | 61,741 | 87,975 | 142% | 500 | 1% | -26,734 | 143% | 16,942 | 27% | 7,980 | 13% | 36,819 | 40% | |
| | LEYTE | 1,845,562 | 180,346 | 201,464 | 381,810 | 245,951 | 64% | 4,180 | 1% | 131,679 | 66% | 46,529 | 12% | 59,599 | 16% | 275,682 | 28% | |
| | NORTHERN SAMAR | 618,470 | | | 0 | | | | | 0 | | | | | | 0 | | |
| | SAMAR (WESTERN SAMAR) | 770,054 | 12,231 | 6,084 | 18,315 | 19,492 | 106% | 4,078 | 22% | -5,255 | 129% | 3,370 | 18% | 8,827 | 48% | 6,118 | 67% | |
| | SOUTHERN LEYTE | 411,598 | 9,532 | 933 | 10,465 | | | | | 10,465 | | | | | | 10,465 | | |
| Total | | 4,260,702 | 248,306 | 244,550 | 492,856 | 356,508 | 72% | 8,758 | 2% | 127,590 | 74% | 67,876 | 14% | 76,406 | 16% | 348,574 | 29% | |
| REGION XIII (CARAGA) | AGUSAN DEL NORTE | | | | 0 | | | | | 0 | | | | | | 0 | | |
| | AGUSAN DEL SUR | | 40 | 2 | 42 | | | | | 42 | | | | | | 42 | | |
| | DINAGAT ISLANDS | | 3,405 | 362 | 3,767 | | | | | 3,767 | | | | | | 3,767 | | |
| | SURIGAO DEL NORTE | | 2,714 | 58 | 2,772 | 1,000 | 36% | 0 | 0% | 1,772 | 36% | 0 | 0% | 0 | 0% | 2,772 | 0% | |
| | SURIGAO DEL SUR | | 79 | 44 | 123 | | | | | 123 | | | | | | 123 | | |
| | Total | | | 6,238 | 466 | 6,704 | 1,000 | 15% | 0 | 0% | 5,704 | 15% | 0 | 0% | 0 | 0% | 6,704 | 0% |

Emergency Shelter & NFI: by Region, Province

| Region | Province | Tarpaulines - 1 per HH | | Tarpaulines - 2 per HH | | Tents | | Total HH Reached with Emergency Shelter Solutions (Tarps or Tents) | | Activities where technical assistance is provided | | NFI: Household | | NFI: Kitchen Sets | |
|-------------------------|-----------------------|------------------------|---------|------------------------|---------|---------|---------|--|---------|---|---------|----------------|---------|-------------------|---------|
| | | Planned | Reached | Planned | Reached | Planned | Reached | Planned | Reached | Planned | Reached | Planned | Reached | Planned | Reached |
| REGION IV-B (MIMAROPA) | OCCIDENTAL MINDORO | | 600 | | | | | 600 | | 0 | | 600 | | | |
| | ORIENTAL MINDORO | | 1,416 | | | | | 1,416 | | 0 | | 1,416 | | | |
| | PALAWAN | | 200 | | 980 | | | 1,180 | | 0 | | 1,280 | | 1,080 | |
| | Total | | 2,216 | | 980 | | | 3,196 | | 0 | | 3,296 | | 1,080 | |
| REGION V (BICOL REGION) | MASBATE | | 2,186 | | | | | 2,186 | | 0 | | 2,186 | | | |
| | Total | | 2,186 | | | | | 2,186 | | 0 | | 2,186 | | | |
| REGION VI | AKLAN | | 16,833 | 550 | 1,109 | | 369 | 550 | 18,311 | 1 | 0 | | 17,261 | | 966 |
| | ANTIQUE | | 9,890 | | 82 | | 337 | 0 | 10,309 | 0 | 0 | | 7,346 | | 1,081 |
| | CAPIZ | 1,688 | 42,885 | | 1,379 | | 981 | 1,688 | 45,245 | 0 | 0 | 164 | 39,603 | 164 | 7,413 |
| | CEBU | | | | | | | 0 | | 0 | | | | | |
| | ILOILO | 2,833 | 41,349 | 400 | 7,786 | | 1,938 | 3,233 | 51,073 | 0 | 0 | 3,840 | 49,849 | 2,432 | 13,342 |
| | NEGROS OCCIDENTAL | | 2,000 | | 250 | | | 0 | 2,250 | 0 | 0 | | 4,990 | 200 | 3,075 |
| | Total | 4,521 | 112,957 | 950 | 10,606 | | 3,625 | 5,471 | 127,188 | 1 | 0 | 4,004 | 119,049 | 2,796 | 25,877 |
| REGION VII | BOHOL | | | | | | | 0 | | 0 | | 720 | | 720 | |
| | CEBU | 5,099 | 48,731 | 0 | 11,871 | 248 | 7,241 | 5,347 | 67,843 | 3 | 6 | 7,876 | 68,555 | 0 | 22,320 |
| | Total | 5,099 | 48,731 | 0 | 11,871 | 248 | 7,241 | 5,347 | 67,843 | 3 | 6 | 7,876 | 69,275 | 0 | 23,040 |
| REGION VIII | BILIRAN | | 2,465 | | | | 625 | | 3,090 | | 0 | | 3,394 | | 1,027 |
| | EASTERN SAMAR | 15,225 | 53,692 | | 24,908 | | 9,382 | 15,225 | 87,982 | 0 | 276 | | 65,307 | | 18,977 |
| | LEYTE | 2,831 | 203,540 | 1,349 | 31,346 | | 11,373 | 4,180 | 246,259 | 0 | 54 | 228 | 203,123 | | 64,197 |
| | SAMAR (WESTERN SAMAR) | 4,078 | 14,166 | | 3,635 | | 1,760 | 4,078 | 19,561 | 0 | 11 | 300 | 22,820 | | 7,521 |
| | Total | 22,134 | 273,863 | 1,349 | 59,889 | | 23,140 | 23,483 | 356,892 | 0 | 341 | 528 | 294,644 | | 91,722 |
| REGION XIII (CARAGA) | SURIGAO DEL NORTE | | 1,000 | | | | | | 1,000 | | 0 | | 1,000 | | |
| | Total | | 1,000 | | | | | | 1,000 | | 0 | | 1,000 | | |
| Grand Total | | 31,754 | 440,953 | 2,299 | 83,346 | 248 | 34,006 | 34,301 | 558,305 | 4 | 347 | 12,408 | 489,450 | 2,796 | 141,719 |

Tarpaulines - 1 per HH, Tarpaulines - 2 per HH, Tents, Total HH Reached with Emergency Shelter Solutions (Tarps or Tents), Activities where technical assistance is provided, NFI: Household and NFI: Kitchen Sets broken down by PlannedReached2 vs. Region and Province. The view is filtered on Region, which keeps 6 of 6 members.

Emergency Shelter & NFI: by Agency

| ImplementingAgency | Tarpaulines (1 per H) | | Tarpaulines - 2 per HH | | Tents | | Total HH Reached with Emergency Shelter Solutions (Tarps or Tents) | | Activities where technical assistance is provided | | NFI: Household | | NFI: Kitchen Sets | |
|------------------------------------|-----------------------|---------|------------------------|---------|---------|---------|--|---------|---|---------|----------------|---------|-------------------|---------|
| | Planned | Reached | Planned | Reached | Planned | Reached | Planned | Reached | Planned | Reached | Planned | Reached | Planned | Reached |
| ACTED | | 9,900 | | 1,528 | | 1,269 | | 12,697 | | 0 | | 3,450 | | |
| ADRA | | | 1,950 | | | | 1,950 | | 0 | | | | | |
| ARC Int | | 276 | | | | | 276 | | 0 | | | | | |
| CARE | 440 | | 261 | 7,972 | | | 701 | 7,972 | 0 | 0 | | | | 5,287 |
| CRS | | 37,872 | | 8,891 | | 0 | | 46,763 | | 12 | | 38,623 | | 39,723 |
| Caritas Germany | | 8,175 | | | | | | 8,175 | | 0 | | | | 4,796 |
| Caritas Switzerland | | 13,851 | | | | | | 13,851 | | 0 | | 14,113 | | |
| ChildFund | | | | | | | | 0 | | 0 | | 1,415 | | |
| Citizens' Disaster Response Center | | 26,824 | | | | 950 | | 27,774 | | 0 | | 27,904 | | 1,080 |
| Civic Force Japan | | | | | | 950 | | 950 | | 0 | | | | |
| Concern Worldwide | | 5,665 | | 1,810 | | | | 7,475 | | 0 | | 11,004 | | 11,004 |
| DFID - HMS Illustrious | | | | 6,801 | | | | 6,801 | | 0 | | | | |
| DFID RRF/Christian Aid | | 5,000 | | | | | | 5,000 | | 0 | | 15,000 | | |
| DfID (British Navy) | | 1,400 | | | | | | 1,400 | | 0 | | | | |
| Enfants du Mekong | | | | | | | 0 | 0 | 0 | 0 | | | 200 | 1,570 |
| Food for the Hungry | 4,078 | | | | | | 4,078 | 0 | 0 | 0 | | | | 4,078 |
| GOAL | | 6,347 | | | | | | 6,347 | | 0 | | 3,017 | | 800 |
| Global Communities | | | | | | | 0 | | 0 | | 300 | | | |
| Green Forum Western Visayas | 75 | 570 | | | | | 75 | 570 | 0 | 0 | | | | |
| Habitat for Humanity | | | | 4,730 | | | | 4,730 | | 0 | | | | |
| Handicap International | | 144 | | | | 1,484 | | 1,628 | | 0 | | 6,648 | | 984 |
| HelpAge-COSE | | 3,978 | | | | | | 3,978 | | 0 | | | | |
| Humanity First | 122 | 60 | | | | 156 | 122 | 216 | 0 | 0 | 164 | 2,867 | 164 | 555 |
| INTERSOS | | 807 | | | | 238 | | 1,045 | | 0 | | 1,280 | | 275 |

Tarpaulines (1 per H), Tarpaulines - 2 per HH, Tents, Total HH Reached with Emergency Shelter Solutions (Tarps or Tents), Activities where technical assistance is provided, NFI: Household and NFI: Kitchen Sets broken down by PlannedReached2 vs. ImplementingAgency. The data is filtered on Region and sum of ESNFI All. The Region filter keeps 6 of 6 members. The sum of ESNFI All filter includes values greater than or equal to 1.

Emergency Shelter & NFI: by Agency

| ImplementingAgency | Tarpaulines (1 per H) | | Tarpaulines - 2 per HH | | Tents | | Total HH Reached with Emergency Shelter Solutions (Tarps or Tents) | | Activities where technical assistance is provided | | NFI: Household | | NFI: Kitchen Sets | |
|-------------------------------------|-----------------------|---------|------------------------|---------|---------|---------|--|---------|---|---------|----------------|---------|-------------------|---------|
| | Planned | Reached | Planned | Reached | Planned | Reached | Planned | Reached | Planned | Reached | Planned | Reached | Planned | Reached |
| IOM | | 57,654 | | | | | | 57,654 | | 0 | | 54,906 | | 16,146 |
| Islamic Relief Worldwide (IRW) | | 6,000 | | 2,000 | | 3,272 | | 11,272 | | 0 | | 2,000 | | 4,000 |
| LUTHERAN WORLD RELIEF | | | | | | | 0 | 0 | | 0 | 0 | 7,876 | 17,284 | |
| MSF | | 275 | | 1,585 | | 2,956 | | 4,816 | | 0 | | | | 3,238 |
| MSF Holland | | 3,204 | | 2,009 | | | | 5,213 | | 0 | | 2,009 | | 2,135 |
| MSF OCBA | | 2,693 | | | | 4,605 | | 7,298 | | 0 | | 7,217 | | 7,298 |
| MSF Spain | 2,207 | | | | | | | 2,207 | | 0 | | | | |
| MSF-CH | 430 | 8,021 | | | | 1,169 | 430 | 9,190 | 0 | 0 | 1,408 | 6,967 | | |
| Malteser International | | | | | | 44 | | 44 | | 0 | | 2,777 | | 1,786 |
| Medair | | 8,541 | | 122 | | | | 8,663 | | 0 | | | | |
| Municipality | | | | | | 8 | | 8 | | 0 | | 181 | | |
| OXFAM | | 6,497 | | | | | | 6,497 | | 0 | | | | |
| PDRN | | | | | | 105 | | 105 | | 3 | | | | 1,919 |
| PLAN Int | 14,725 | 4,031 | | | | | 14,725 | 4,031 | 0 | 0 | | | | |
| PRAY | | 3,585 | | | | | | 3,585 | | 0 | | | | 300 |
| PRCS - GRC | | 1,000 | | | | 300 | 0 | 1,300 | 0 | 0 | 29 | 9,952 | 29 | 12,008 |
| PRCS - ICRC | | 2,377 | | 23,669 | | | | 26,046 | | 0 | | | | |
| PRCS - IFRC | 95 | 109,542 | | | | 1,547 | 95 | 111,089 | 0 | 0 | 95 | 87,188 | | 1,085 |
| People in Need (PIN) | 500 | | | | | | 500 | | 0 | | | | | |
| Ramon Aboitiz Foundation Inc (RAFI) | 99 | 4,405 | | | | | 99 | 4,405 | 0 | 0 | | | | |
| SDC | | 2,900 | | | | | | 2,900 | | 0 | | | | 400 |
| SOLIDARITES INTERNATIONAL | | 5,263 | | 1,743 | | | | 7,006 | | 0 | | | | |
| SOS ATTITUDE | | | | | | 1,029 | | 1,029 | | 0 | | 840 | | 350 |
| Samaritan's Purse | | 7,956 | | | | | | 7,956 | | 0 | | | | |

Tarpaulines (1 per H), Tarpaulines - 2 per HH, Tents, Total HH Reached with Emergency Shelter Solutions (Tarps or Tents), Activities where technical assistance is provided, NFI: Household and NFI: Kitchen Sets broken down by PlannedReached2 vs. ImplementingAgency. The data is filtered on Region and sum of ESNFI All. The Region filter keeps 6 of 6 members. The sum of ESNFI All filter includes values greater than or equal to 1.

Emergency Shelter & NFI: by Agency

| ImplementingAgency | Tarpaulines (1 per H) | | Tarpaulines - 2 per HH | | Tents | | Total HH Reached with Emergency Shelter Solutions (Tarps or Tents) | | Activities where technical assistance is provided | | NFI: Household | | NFI: Kitchen Sets | |
|--------------------|-----------------------|----------------|------------------------|---------------|------------|---------------|--|----------------|---|------------|----------------|----------------|-------------------|----------------|
| | Planned | Reached | Planned | Reached | Planned | Reached | Planned | Reached | Planned | Reached | Planned | Reached | Planned | Reached |
| Save the Children | 2,492 | 28,230 | 88 | 2,690 | | | 2,580 | 30,920 | 0 | 46 | 2,536 | 35,798 | 2,403 | 2,954 |
| ShelterBox | | | | | 248 | 5,113 | 248 | 5,113 | 0 | 0 | | 1,321 | | 758 |
| Tdh | | | | | | | | 0 | | 0 | | | | 606 |
| UNHCR | 6,491 | 52,910 | 0 | 162 | 0 | 8,811 | 6,491 | 61,883 | 3 | 286 | 0 | 81,535 | 0 | 7,750 |
| Welt Hunger Hilfe | | 5,000 | | | | | | 5,000 | | 0 | | | | |
| World Renew | | | | | | | | 0 | | 0 | | 492 | | 1,265 |
| World Vision | | | | 17,634 | | | | 17,634 | | 0 | | 53,662 | | 7,569 |
| Grand Total | 31,754 | 440,953 | 2,299 | 83,346 | 248 | 34,006 | 34,301 | 558,305 | 3 | 347 | 12,408 | 489,450 | 2,796 | 141,719 |

Tarpaulines (1 per H), Tarpaulines - 2 per HH, Tents, Total HH Reached with Emergency Shelter Solutions (Tarps or Tents), Activities where technical assistance is provided, NFI: Household and NFI: Kitchen Sets broken down by PlannedReached2 vs. ImplementingAgency. The data is filtered on Region and sum of ESNFI All. The Region filter keeps 6 of 6 members. The sum of ESNFI All filter includes values greater than or equal to 1.

Support To Self Recovery of Shelter : by Region, Province

| Region | Province | HH provided with roofing materials | | Provision of other materials | | HH with transitional or core shelters | | ToolKit (HH with access to toolkits) | | Training of capenters (number trained) | | Number of activities that include technical assistance | | Cash over 10,000 pesos | | Cash under 10,000 pesos | |
|--------------------------------|-----------------------|------------------------------------|---------|------------------------------|---------|---------------------------------------|---------|--------------------------------------|---------|--|---------|--|---------|------------------------|---------|-------------------------|---------|
| | | Planned | Reached | Planned | Reached | Planned | Reached | Planned | Reached | Planned | Reached | Planned | Reached | Planned | Reached | Planned | Reached |
| REGION IV-B (MIMAROPA) | OCCIDENTAL MINDORO | | | | | | | | | | | | 0 | | | | |
| | ORIENTAL MINDORO | | | | | | | | | | | | 0 | | | | |
| | PALAWAN | | 2,000 | | | | | | 3,494 | | | | 26 | 0 | | 2,000 | |
| | Total | | 2,000 | | | | | | 3,494 | | | | 26 | 0 | | 2,000 | |
| REGION V (BICOL REGION) | MASBATE | | | | | | | | | | | | 0 | | | | |
| | Total | | | | | | | | | | | | 0 | | | | |
| REGION VI | AKLAN | 2,085 | 1,256 | 225 | | 2,269 | | 5,605 | 11,151 | 2,926 | 406 | 44 | 11 | 3,545 | 0 | 1,704 | 213 |
| | ANTIQUE | | 1,210 | | | | | | 4,209 | | | 0 | 0 | | | | |
| | CAPIZ | 3,217 | 3,999 | 75 | | 529 | 872 | 2,906 | 24,517 | 558 | 355 | 34 | 17 | 4,000 | 0 | 2,810 | 1,144 |
| | CEBU | | | | | 1,309 | | 1,309 | | 60 | | 0 | | | | | |
| | ILOILO | 1,631 | 4,749 | 85 | 11,004 | 1,000 | | 3,860 | 40,154 | 713 | 737 | 26 | 20 | 4,943 | 3,282 | 3,277 | 5,145 |
| | NEGROS OCCIDENTAL | | 1,592 | | 550 | | | | 1,824 | | | 0 | 0 | | | | |
| | Total | 6,933 | 12,806 | 385 | 11,554 | 5,107 | 872 | 13,680 | 81,855 | 4,257 | 1,498 | 104 | 48 | 12,488 | 3,282 | 7,791 | 6,502 |
| REGION VII | BOHOL | | | | 0 | | | | 720 | | | | 0 | | | | |
| | CEBU | 3,593 | 13,789 | 2,473 | 4,673 | 3,000 | 1,335 | 2,724 | 42,529 | 30 | 84 | 37 | 15 | 0 | 0 | 3,861 | 2,930 |
| | Total | 3,593 | 13,789 | 2,473 | 4,673 | 3,000 | 1,335 | 2,724 | 43,249 | 30 | 84 | 37 | 15 | 0 | 0 | 3,861 | 2,930 |
| REGION VIII | BILIRAN | | 1,035 | | | | | | | | | | 0 | | | | |
| | EASTERN SAMAR | 50 | 19,533 | 50 | 13,348 | 10,930 | 909 | 1,073 | 42,159 | | 100 | 6 | 15 | 0 | 0 | 0 | 0 |
| | LEYTE | 34,622 | 45,867 | 13,714 | 38,007 | 25,825 | 776 | 27,377 | 56,637 | 2,721 | 560 | 128 | 110 | 9,152 | 49 | 15,180 | 11,860 |
| | SAMAR (WESTERN SAMAR) | 5,247 | 4,370 | 4,707 | 3,350 | 6,684 | | 1,425 | 6,782 | 996 | 20 | 32 | 0 | 996 | | 0 | |
| | Total | 39,919 | 70,805 | 18,471 | 54,705 | 43,439 | 1,685 | 29,875 | 105,578 | 3,717 | 680 | 166 | 125 | 10,148 | 49 | 15,180 | 11,860 |
| REGION XIII (CARAGA) | SURIGAO DEL NORTE | | | | | | | | | | | | 0 | | | | |
| | Total | | | | | | | | | | | | 0 | | | | |
| Grand Total | | 50,445 | 99,400 | 21,329 | 70,932 | 51,546 | 3,892 | 46,279 | 234,176 | 8,004 | 2,262 | 307 | 214 | 22,636 | 3,331 | 26,832 | 23,292 |

HH provided with roofing materials, Provision of other materials, HH with transitional or core shelters, ToolKit (HH with access to toolkits), Training of capenters (number trained), Number of activities that include technical assistance, Cash over 10,000 pesos and Cash under 10,000 pesos broken down by PlannedReached2 vs. Region and Province. The view is filtered on Region, which keeps 6 of 6 members.

Support To Self Recovery of Shelter : by Agency

| ImplementingAgency | HH provided with roofing materials | | Provision of other materials | | HH with transitional or core shelters | | ToolKit (HH with access to toolkits) | | Training of capenters (number trained) | | Number of activities that include technical assistance | | Cash over 10,000 pesos | | Cash under 10,000 pesos | |
|------------------------------------|------------------------------------|---------|------------------------------|---------|---------------------------------------|---------|--------------------------------------|---------|--|---------|--|---------|------------------------|---------|-------------------------|---------|
| | Planned | Reached | Planned | Reached | Planned | Reached | Planned | Reached | Planned | Reached | Planned | Reached | Planned | Reached | Planned | Reached |
| AAR Japan | 450 | 1,696 | 450 | 1,696 | | | 450 | 1,696 | | | 0 | 0 | | | | |
| ACTED | | | | | | | | 16,468 | | | 0 | 0 | | | | |
| ADRA | 1,950 | | | | | | 1,950 | | 1,530 | 7 | | 4,000 | | 1,850 | | |
| AMG | | | | | 357 | | | | | 0 | | | | | | |
| Amity Volunteer Fire Brigade | | 492 | | | | | | | | | 0 | | | | | |
| Ayala Land | | 100 | | | | | | | | | 0 | | | | | |
| CapizNED | 450 | 200 | | | | | | | 26 | 0 | 0 | | | | | |
| CARE | 13,297 | 7,556 | | | | | 13,297 | 9,617 | | 72 | 46 | 0 | 0 | 14,326 | 7,556 | |
| Caritas Austria | | 1,250 | | | | | | | | | 0 | | | | | |
| Caritas Germany | | | | | 142 | | 523 | 4,259 | | 0 | 0 | | | | | |
| Caritas Switzerland | | | | | | | | 14,113 | | | 0 | | | | | |
| Citizens' Disaster Response Center | | 550 | | 550 | | | | | | | 0 | | | | | |
| Concern Worldwide | | | | 11,004 | | | | 11,004 | | | 0 | | | | | |
| CRS | 884 | 13 | 0 | 40,175 | 18,976 | 294 | 0 | 4,398 | 0 | 0 | 14 | 20 | 7,907 | 49 | 0 | 0 |
| Danish People's Aid | | | | | | 90 | | | | 29 | | 0 | | | | |
| DFID - HMS Illustrious | | | | | | | | 14,500 | | | 0 | | | | | |
| Don Bosco Network | | 498 | | | | | | | | | 0 | | | | | |
| DSWD | | 7,492 | | | | | | 4,763 | | | 0 | | | | | |
| Food for the Hungry | 4,078 | | 4,078 | | | | | | | 0 | | | | | | |
| Global Communities | 300 | | | | | | | | | 0 | | | | | | |
| GOAL | 400 | 600 | 400 | | 400 | | | | 20 | 2 | 0 | | 0 | | 600 | |
| Green Forum Western Visayas | 385 | | 385 | | | | | | | 0 | | | | | | |
| Habitat for Humanity | | 11,334 | | 11,333 | | | | 11,333 | | | 0 | | | | | |
| Handicap International | | | | | | | 50 | 104 | 50 | 50 | 1 | 3 | | 0 | | 200 |
| HEKS - TFM | | | | | 514 | 872 | | | | | 6 | 4 | | | | |

HH provided with roofing materials, Provision of other materials, HH with transitional or core shelters, ToolKit (HH with access to toolkits), Training of capenters (number trained), Number of activities that include technical assistance, Cash over 10,000 pesos and Cash under 10,000 pesos broken down by PlannedReached2 vs. ImplementingAgency. The data is filtered on Region and sum of SSRS HH All. The Region filter keeps 6 of 6 members. The sum of SSRS HH All filter includes values greater than or equal to 1.

Support To Self Recovery of Shelter : by Agency

| ImplementingAgency | HH provided with roofing materials | | Provision of other materials | | HH with transitional or core shelters | | ToolKit (HH with access to toolkits) | | Training of capenters (number trained) | | Number of activities that include technical assistance | | Cash over 10,000 pesos | | Cash under 10,000 pesos | |
|---|------------------------------------|---------|------------------------------|---------|---------------------------------------|---------|--------------------------------------|---------|--|---------|--|---------|------------------------|---------|-------------------------|---------|
| | Planned | Reached | Planned | Reached | Planned | Reached | Planned | Reached | Planned | Reached | Planned | Reached | Planned | Reached | Planned | Reached |
| HelpAge-COSE | | | | | | | | 3,978 | | | | 0 | | 0 | | 114 |
| HOPE International Development Agency.. | 1,800 | | | | | | 1,800 | | | | 0 | | | | | |
| Humanity First | | | | | | | 164 | 820 | | | 0 | 0 | | | | |
| ICAN Foundation | 2,582 | 1,675 | | | | | | | | | 0 | 0 | | | | |
| IOM | 338 | 14,461 | | 864 | 15 | | 338 | 48,771 | 338 | 1,143 | 2 | 12 | | | | |
| IRC | | | | | | | | | 241 | 305 | 0 | 0 | 1,629 | 2,051 | 2,225 | 2,291 |
| Islamic Relief Worldwide (IRW) | | | | | 270 | | | 4,000 | | | 0 | 4 | 0 | | 2,322 | |
| LUTHERAN WORLD RELIEF | 2,858 | 1,457 | 2,858 | 1,457 | | | 2,858 | 1,457 | | | 0 | 0 | 0 | 0 | 1,410 | 2,704 |
| Malteser International | 480 | | | | 700 | | | | | | 0 | | | | | |
| Medair | | | | | | 600 | | 6,000 | | 60 | | 0 | | | | |
| MSF Holland | | | | | | | | 4,815 | | | | 0 | | | | |
| MSF-CH | | | | | | | 1,408 | 8,021 | | | 0 | 0 | | | | |
| Municipality | | 1,360 | | | | | | | | | | 0 | | | | |
| Muslim Aid | | 150 | | 150 | | 150 | | 150 | | 30 | | 2 | | | | |
| NICCO | 1,200 | | 1,200 | | 1,200 | | 120 | | 120 | | 1 | | | | | |
| PASAR FOUNDATION, INC. | | 3,713 | | | | | | 596 | | | | 0 | | | | |
| PDRN | | 2,335 | | | | | | | | | | 0 | | | | |
| Peace Winds Japan | | 690 | | 690 | | | | 690 | | | | 26 | | | | |
| People in Need (PIN) | 1,000 | | | | | | 500 | | | | 0 | | | | | |
| PFI | 120 | | 240 | | | | 240 | | | | 12 | | 0 | | 600 | |
| PLAN Int | 2,061 | | | | | | 2,061 | | | | 0 | | | | | |
| PRAY | | 3,535 | | | | | | 2,025 | | | | 0 | | | | |
| PRCS - Finnish RC | | | | | | | | | | | 0 | | 800 | | 0 | |
| PRCS - GRC | 1,200 | | 1,200 | | 3,900 | | | 500 | | | 48 | 0 | | | | |
| PRCS - ICRC | | 4,500 | | | 6,000 | | | | | | 0 | 0 | | | | |

HH provided with roofing materials, Provision of other materials, HH with transitional or core shelters, ToolKit (HH with access to toolkits), Training of capenters (number trained), Number of activities that include technical assistance, Cash over 10,000 pesos and Cash under 10,000 pesos broken down by PlannedReached2 vs. ImplementingAgency. The data is filtered on Region and sum of SSRS HH All. The Region filter keeps 6 of 6 members. The sum of SSRS HH All filter includes values greater than or equal to 1.

Support To Self Recovery of Shelter : by Agency

| ImplementingAgency | HH provided with roofing materials | | Provision of other materials | | HH with transitional or core shelters | | ToolKit (HH with access to toolkits) | | Training of capenters (number trained) | | Number of activities that include technical assistance | | Cash over 10,000 pesos | | Cash under 10,000 pesos | |
|--------------------------------------|------------------------------------|---------------|------------------------------|---------------|---------------------------------------|--------------|--------------------------------------|----------------|--|--------------|--|------------|------------------------|--------------|-------------------------|---------------|
| | Planned | Reached | Planned | Reached | Planned | Reached | Planned | Reached | Planned | Reached | Planned | Reached | Planned | Reached | Planned | Reached |
| PRCS - IFRC | | | | | | | 95 | 35,994 | | | 0 | 0 | | | | |
| PRCS - Spanish RC | | | | | 4,024 | | 4,986 | | 4,986 | | 70 | | 4,986 | | 0 | |
| PRCS - SWISS RC | | 5,170 | | | | | | 5,170 | | | 32 | | 0 | | 2,000 | |
| Ramon Aboitiz Foundation Inc (RAFI) | | | | | | | 99 | 4,405 | | | 0 | 0 | 0 | 0 | 99 | 2,420 |
| Relief operation for Northern Iloilo | 94 | | | | | | | | | | 0 | | | | | |
| Samaritan's Purse | 10,000 | | 10,000 | | | | | | | | 0 | | | | | |
| Save the Children | 4,000 | 3,997 | | | | | 862 | 1,064 | 576 | 300 | 59 | 53 | 3,314 | 1,231 | 4,000 | 3,997 |
| SDC | | 10,500 | | | | | | 2,900 | | | | 0 | | | | |
| Shanti Volunteer Association | | 2,201 | | 2,201 | | | | 2,201 | | | | 0 | | | | |
| ShelterBox | | | | | | | | 2 | | | | 0 | | | | |
| SIF(Secours Islamique France) | 50 | | 50 | | 100 | | 50 | | | | 2 | | | | | |
| Sign of Hope | 39 | 206 | 39 | 206 | 39 | 206 | | | | 25 | 0 | 0 | | | | |
| Solidar Suisse | | 2,437 | | | | | | 2,437 | | | | 0 | | | | |
| SOLIDARITES INTERNATIONAL | | 8,307 | | | | | | | | | | 0 | | | | |
| Tdh | 429 | 606 | 429 | 606 | 429 | 606 | 429 | 606 | | | 7 | 9 | 0 | | 0 | |
| TESDA | | 319 | | | | | | 319 | | 320 | | 0 | | | | |
| Welt Hunger Hilfe | | | | | | | | 5,000 | | | | 0 | | | | |
| World Renew | | | | | | | | | | | | 0 | 0 | 0 | | 1,410 |
| World Vision | | | | | 13,999 | | 13,999 | | 117 | | 0 | | | | | |
| YPDR | | | | | 150 | 889 | | | | | 0 | 0 | | | | |
| ZOA | | | | | 331 | 185 | | | | | 0 | 0 | | | | |
| Grand Total | 50,445 | 99,400 | 21,329 | 70,932 | 51,546 | 3,892 | 46,279 | 234,176 | 8,004 | 2,262 | 303 | 211 | 22,636 | 3,331 | 26,832 | 23,292 |

HH provided with roofing materials, Provision of other materials, HH with transitional or core shelters, ToolKit (HH with access to toolkits), Training of capenters (number trained), Number of activities that include technical assistance, Cash over 10,000 pesos and Cash under 10,000 pesos broken down by PlannedReached2 vs. ImplementingAgency. The data is filtered on Region and sum of SSRS HH All. The Region filter keeps 6 of 6 members. The sum of SSRS HH All filter includes values greater than or equal to 1.