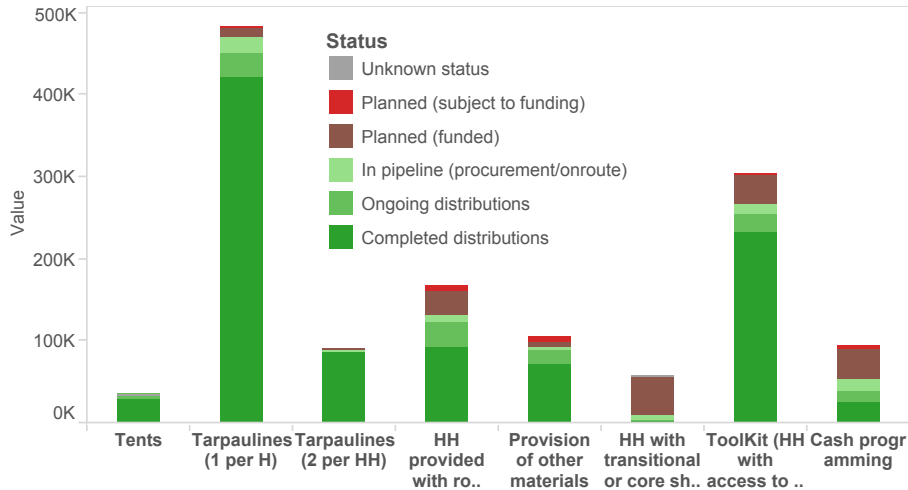
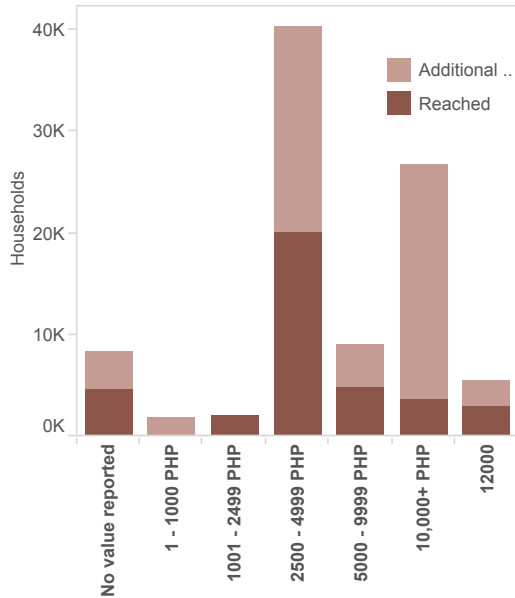


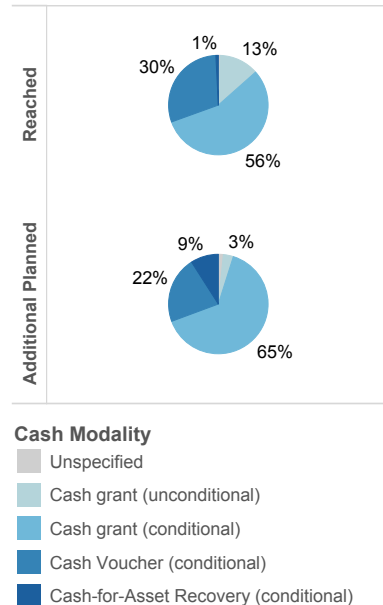
**Support activities: Planned v Reached** Graph shows households targeted per activity, and the activity status



**Cash Programming** Number of household targeted with cash based shelter programming, approximate cash value (PHP) and activity status : reached (complete/ongoing activity) or planned (planned/pipeline).



**Cash Modalities** Modalities for cash based shelter programming, for households reached (complete/ongoing activity) and planned (planned/pipeline)



**KEY FACTS**

**EMERGENCY ACTIVITIES**

- 571,206** households reached with emergency shelter solutions (tarpaulines or tents)..
- 499,984** households reached with Household non-food items ( blankets & mats)
- 143,561** households reached with kitchen sets

**SUPPORT FOR SELF RECOVERY OF SHELTER**

- 132,823** households provided with a roofing solution
  - of which: **122,336** with roofing materials
  - 3,880** with transitional or core shelter
  - 6,607** with cash sufficient to allow purchase of roofing (10,000 PHP per HH)

Other support for self recovery activities:

- 2,553** carpenters trained
- 26,972** households received small cash amounts to support shelter recovery (under 10,000 PHP)\*
- 88,408** household receiving other materials (framing/cladding material)
- 254,327** households with access to toolkits

\* The majority of this cash was provided unconditionally, therefore may not have been spent on shelter. Number should be interpreted with caution.

**Cash Modalities** Households targeted with cash based shelter programming the cash value (PHP) and the activity status : reached (complete/ongoing activity) or planned (planned/pipeline)

		No value reported	1 - 1000 PHP	1001 - 2499 P..	2500 - 4999 P..	5000 - 9999 P..	10,000+ PHP	12000
<b>Reached</b>	Cash grant (conditional)	4,101			14,841	2,120	369	
	Cash grant (unconditional)			2,000	2,891			
	Cash Voucher (conditional)				2,420	2,700	3,282	2,956
	Cash-for-Asset Recovery (conditi..)	300						
	Unspecified	250						
<b>Total</b>		4,651		2,000	20,152	4,820	3,651	2,956
<b>Additional Planned</b>	Cash grant (conditional)	705	1,761		16,592	2,510	14,173	
	Cash grant (unconditional)				1,807			
	Cash Voucher (conditional)				99	418	8,943	2,500
	Cash-for-Asset Recovery (conditi..)	2,000			1,711	1,300		
	Unspecified	891						
<b>Total</b>		3,596	1,761		20,209	4,228	23,116	2,500
<b>Grand Total</b>		8,247	1,761	2,000	40,361	9,048	26,768	5,456