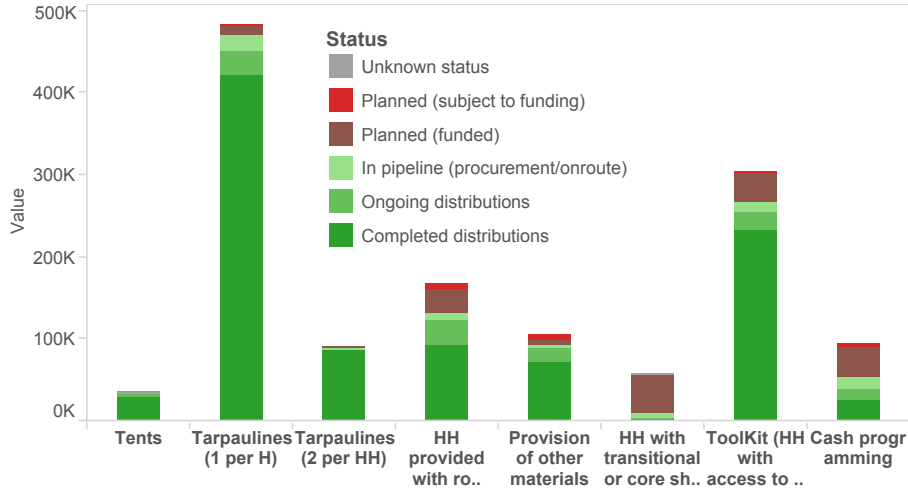
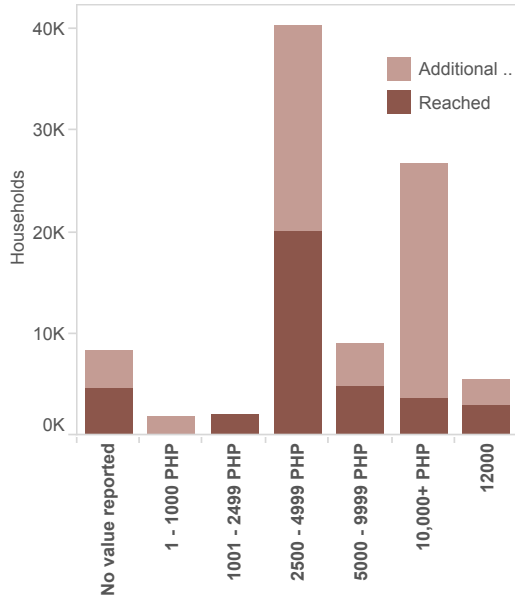


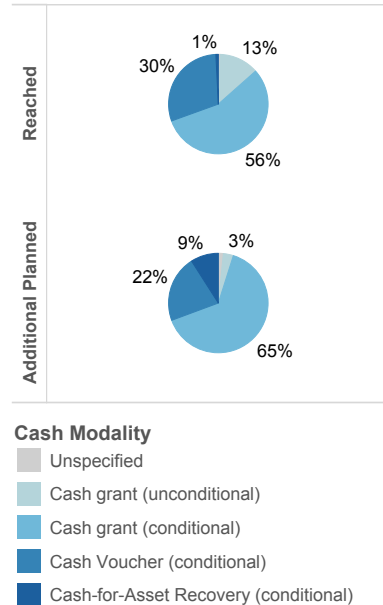
Support activities: Planned v Reached Graph shows households targeted per activity, and the activity status



Cash Programming Number of household targeted with cash based shelter programming, approximate cash value (PHP) and activity status : reached (complete/ongoing activity) or planned (planned/pipeline).



Cash Modalities Modalities for cash based shelter programming, for households reached (complete/ongoing activity) and planned (planned/pipeline)



KEY FACTS

EMERGENCY ACTIVITIES

- 571,206** households reached with emergency shelter solutions (tarpaulines or tents)..
- 499,984** households reached with Household non-food items (blankets & mats)
- 143,561** households reached with kitchen sets

SUPPORT FOR SELF RECOVERY OF SHELTER

- 132,823** households provided with a roofing solution
 - of which: **122,336** with roofing materials
 - 3,880** with transitional or core shelter
 - 6,607** with cash sufficient to allow purchase of roofing (10,000 PHP per HH)

Other support for self recovery activities:

- 2,553** carpenters trained
- 26,972** households received small cash amounts to support shelter recovery (under 10,000 PHP)*
- 88,408** household receiving other materials (framing/cladding material)
- 254,327** households with access to toolkits

* The majority of this cash was provided unconditionally, therefore may not have been spent on shelter. Number should be interpreted with caution.

Cash Modalities Households targeted with cash based shelter programming the cash value (PHP) and the activity status : reached (complete/ongoing activity) or planned (planned/pipeline)

		No value reported	1 - 1000 PHP	1001 - 2499 P..	2500 - 4999 P..	5000 - 9999 P..	10,000+ PHP	12000
Reached	Cash grant (conditional)	4,101			14,841	2,120	369	
	Cash grant (unconditional)			2,000	2,891			
	Cash Voucher (conditional)				2,420	2,700	3,282	2,956
	Cash-for-Asset Recovery (conditi..)	300						
	Unspecified	250						
Total		4,651		2,000	20,152	4,820	3,651	2,956
Additional Planned	Cash grant (conditional)	705	1,761		16,592	2,510	14,173	
	Cash grant (unconditional)				1,807			
	Cash Voucher (conditional)				99	418	8,943	2,500
	Cash-for-Asset Recovery (conditi..)	2,000			1,711	1,300		
	Unspecified	891						
Total		3,596	1,761		20,209	4,228	23,116	2,500
Grand Total		8,247	1,761	2,000	40,361	9,048	26,768	5,456

Regional Coverage Gap - Emergency Shelter and Support to Self Recovery of Shelter (28/04/14)

		DROMIC				EMERGENCY SHELTER						SUPPORT TO SELF RECOVERY OF SHELTER						
REGION STD	PROVINCE STD	2013 Population Projection (ppi)	Partially Damaged Houses	Totally damaged/destroyed houses	Total house damage	ES Reached	ES % reached	ES Planned	ES % planned	ES Gap	ES % Total coverage (Planned & reached)	SSRS Reached	SSRS % Reached	SSRS Planned	SSRS % Planned	SSRS Gap	SSRS % Total coverage (Planned & reached)	
REGION IV-B (MIMAROPA)	MARINDUQUE	231,055	158	5	163					163							163	
	OCCIDENTAL MINDORO	477,311	2,982	654	3,636	600	17%	0	0%	3,036	17%	0	0%	0	0%	3,636	0%	
	ORIENTAL MINDORO	818,706	2,616	968	3,584	1,416	40%	0	0%	2,168	40%	0	0%	0	0%	3,584	0%	
	PALAWAN	788,140	9,351	9,410	18,761	1,155	6%	0	0%	17,606	6%	2,000	11%	0	0%	16,761	11%	
	ROMBLON	276,228	7,095	574	7,669					7,669						7,669		
	Total	2,591,441	22,202	11,611	33,813	3,171	9%	0	0%	30,642	9%	2,000	6%	0	0%	31,813	6%	
REGION VI (WESTERN VISAYAS)	AKLAN	564,013	49,161	34,738	83,899	18,311	22%	0	0%	65,588	22%	1,840	2%	8,064	10%	73,995	12%	
	ANTIQUE	570,129	32,253	14,711	46,964	10,239	22%	0	0%	36,725	22%	1,210	3%	787	2%	44,967	4%	
	CAPIZ	740,612	38,570	92,118	130,688	45,345	35%	1,688	1%	83,655	36%	5,985	5%	8,117	6%	116,586	11%	
	GUIMARAS	169,983	265	36	301					301						301		
	ILOILO	2,330,688	83,046	74,383	157,429	51,938	33%	830	1%	104,661	34%	8,081	5%	8,320	5%	141,027	10%	
	NEGROS OCCIDENTAL	3,019,297	49,728	13,340	63,068	2,250	4%	0	0%	60,818	4%	1,592	3%	0	0%	61,476	3%	
	Total	7,394,723	253,023	229,326	482,349	128,083	27%	2,518	1%	351,748	27%	18,708	4%	25,288	5%	438,352	9%	
REGION VII (CENTRAL VISAYAS)	BOHOL	1,076,771	1,772	197	1,969	0	0%	0	0%	1,969	0%	0	0%	0	0%	1,969	0%	
	CEBU	4,108,810	46,601	62,594	109,195	75,928	70%	5,347	5%	27,920	74%	19,893	18%	6,338	6%	82,964	24%	
	NEGROS ORIENTAL	1,157,133	106	49	155					155						155		
	SQUIJOR	20,692			0					0						0		
	Total	6,363,406	48,479	62,840	111,319	75,928	68%	5,347	5%	30,044	73%	19,893	18%	6,338	6%	85,088	24%	
REGION VIII (EASTERN VISAYAS)	BILIRAN	168,799	15,081	5,444	20,525	3,090	15%	0	0%	17,435	15%	1,035	5%	0	0%	19,490	5%	
	EASTERN SAMAR	446,218	31,116	30,625	61,741	87,989	143%	500	1%	-26,748	143%	23,088	37%	7,980	13%	30,673	50%	
	LEYTE	1,845,562	180,346	201,464	381,810	248,970	65%	8,942	2%	123,898	68%	56,879	15%	66,036	17%	258,895	32%	
	NORTHERN SAMAR	618,470			0					0						0		
	SAMAR (WESTERN SAMAR)	770,054	12,231	6,084	18,315	19,613	107%	4,078	22%	-5,376	129%	6,720	37%	8,827	48%	2,768	85%	
	SOUTHERN LEYTE	411,598	9,532	933	10,465					10,465						10,465		
	Total	4,260,702	248,306	244,550	492,856	359,662	73%	13,520	3%	119,674	76%	87,722	18%	82,843	17%	322,291	35%	
REGION XIII (CARAGA)	AGUSAN DEL NORTE				0					0						0		
	AGUSAN DEL SUR		40	2	42					42						42		
	DINAGAT ISLANDS		3,405	362	3,767					3,767						3,767		
	SURIGAO DEL NORTE		2,714	58	2,772	1,000	36%	0	0%	1,772	36%	0	0%	0	0%	2,772	0%	
	SURIGAO DEL SUR		79	44	123					123						123		
	Total		6,238	466	6,704	1,000	15%	0	0%	5,704	15%	0	0%	0	0%	6,704	0%	
Grand Total		#####	578,248	548,793	1,127,041	567,844	50%	21,385	2%	537,812	52%	128,323	11%	114,469	10%	884,248	22%	

Emergency Shelter & NFI: by Region, Province

Region	Province	Tarpaulines - 1 per HH		Tarpaulines - 2 per HH		Tents		Total HH Reached with Emergency Shelter Solutions (Tarps or Tents)		Activities where technical assistance is provided		NFI: Household		NFI: Kitchen Sets	
		Planned	Reached	Planned	Reached	Planned	Reached	Planned	Reached	Planned	Reached	Planned	Reached	Planned	Reached
REGION IV-B (MIMAROPA)	OCCIDENTAL MINDORO		600					600		0		600			
	ORIENTAL MINDORO		1,416					1,416		0		1,416			
	PALAWAN		200		980			1,180		0		1,305		1,105	
	Total		2,216		980			3,196		0		3,321		1,105	
REGION V (BICOL REGION)	MASBATE		2,450					2,450		0		2,450			
	Total		2,450					2,450		0		2,450			
REGION VI	AKLAN		16,833	550	1,109		369	550	18,311	0	1	17,976		251	
	ANTIQUE		9,890		82		337	0	10,309	0	0	7,346		1,081	
	CAPIZ	1,688	42,985		1,379		981	1,688	45,345	0	0	164	39,328	164	7,413
	ILOILO	430	42,789	400	7,786		1,938	830	52,513	0	0	1,437	51,289	29	14,782
	NEGROS OCCIDENTAL		2,000		250			0	2,250	0	0		4,990	200	3,075
	Total	2,118	114,497	950	10,606		3,625	3,068	128,728	0	1	1,601	120,929	393	26,602
REGION VII	BOHOL							0		0		720		720	
	CEBU	5,099	53,086	0	15,601	248	7,241	5,347	75,928	3	6	0	70,700	0	22,320
	Total	5,099	53,086	0	15,601	248	7,241	5,347	75,928	3	6	0	71,420	0	23,040
REGION VIII	BILIRAN		2,465				625		3,090		0		3,394		1,027
	EASTERN SAMAR	15,225	53,572		24,908		9,509	15,225	87,989	0	276		65,840		19,550
	LEYTE	7,593	205,552	1,349	32,346		11,299	8,942	249,197	0	54	228	208,176		64,202
	SAMAR (WESTERN SAMAR)	4,078	14,286		3,635		1,707	4,078	19,628	0	11	300	23,454		8,035
	Total	26,896	275,875	1,349	60,889		23,140	28,245	359,904	0	341	528	300,864		92,814
REGION XIII (CARAGA)	SURIGAO DEL NORTE		1,000					1,000		0		1,000			
	Total		1,000					1,000		0		1,000			
Grand Total		34,113	449,124	2,299	88,076	248	34,006	36,660	571,206	3	348	2,129	499,984	393	143,561

Tarpaulines - 1 per HH, Tarpaulines - 2 per HH, Tents, Total HH Reached with Emergency Shelter Solutions (Tarps or Tents), Activities where technical assistance is provided, NFI: Household and NFI: Kitchen Sets broken down by PlannedReached2 vs. Region and Province. The view is filtered on Region, which keeps 6 of 6 members.

Emergency Shelter & NFI: by Agency

ImplementingAgency	Tarpaulines (1 per H)		Tarpaulines - 2 per HH		Tents		Total HH Reached with Emergency Shelter Solutions (Tarps or Tents)		Activities where technical assistance is provided		NFI: Household		NFI: Kitchen Sets	
	Planned	Reached	Planned	Reached	Planned	Reached	Planned	Reached	Planned	Reached	Planned	Reached	Planned	Reached
ACTED		9,900		1,528		1,269		12,697		0		3,450		
ADRA			1,950				1,950		0					
ARC Int		276					276		0					
CARE	440		261	7,972			701	7,972	0	0				5,287
CRS		37,872		8,891		0		46,763		12		38,623		39,723
Caritas Germany		8,175						8,175		0				4,796
Caritas Switzerland		13,851						13,851		0		14,113		
ChildFund								0		0		1,415		
Citizens' Disaster Response Center		31,543				950		32,493		0		33,740		2,197
Civic Force Japan						950		950		0				
Concern Worldwide		5,665		1,810				7,475		0		11,004		11,004
DFID - HMS Illustrious				6,801				6,801		0				
DFID RRF/Christian Aid		5,000						5,000		0		15,000		
DfID (British Navy)		1,400						1,400		0				
Enfants du Mekong							0	0	0	0			200	1,570
Food for the Hungry	4,078						4,078	0	0	0				4,078
GOAL		6,347						6,347		0		3,017		800
Global Communities							0		0		300			
Green Forum Western Visayas	75	570					75	570	0	0				
Habitat for Humanity				9,460				9,460		0				
Handicap International		144				1,484		1,628		0		6,648		984
HelpAge-COSE		3,978						3,978		0				
Humanity First	122	60				156	122	216	0	0	164	2,867	164	555
INTERSOS		807				238		1,045		0		1,280		275

Tarpaulines (1 per H), Tarpaulines - 2 per HH, Tents, Total HH Reached with Emergency Shelter Solutions (Tarps or Tents), Activities where technical assistance is provided, NFI: Household and NFI: Kitchen Sets broken down by PlannedReached2 vs. ImplementingAgency. The data is filtered on Region and sum of ESNFI All. The Region filter keeps 6 of 6 members. The sum of ESNFI All filter includes values greater than or equal to 1.

Emergency Shelter & NFI: by Agency

ImplementingAgency	Tarpaulines (1 per H)		Tarpaulines - 2 per HH		Tents		Total HH Reached with Emergency Shelter Solutions (Tarps or Tents)		Activities where technical assistance is provided		NFI: Household		NFI: Kitchen Sets	
	Planned	Reached	Planned	Reached	Planned	Reached	Planned	Reached	Planned	Reached	Planned	Reached	Planned	Reached
IOM		57,654						57,654		0		54,906		16,146
Islamic Relief Worldwide (IRW)		6,000		2,000		3,272		11,272		0		2,000		4,000
LUTHERAN WORLD RELIEF								0		0		20,202		
MSF		275		1,585		2,956		4,816		0				3,238
MSF Holland		3,204		2,009				5,213		0		2,009		2,135
MSF OCBA		2,693				4,605		7,298		0		7,217		7,298
MSF Spain	2,207							2,207		0				
MSF-CH	430	8,021				1,169	430	9,190	0	0	1,408	6,967		
Malteser International						44		44		0		2,777		1,786
Medair		8,541		122				8,663		0				
Municipality						8		8		0		181		
OXFAM		6,497						6,497		0				
PDRN						105		105		3				1,919
PLAN Int	14,725	4,031						14,725	4,031	0	0			
PRAY		3,585						3,585		0				300
PRCS - GRC		1,000				300	0	1,300	0	0	29	9,952	29	12,008
PRCS - ICRC		2,377		23,669				26,046		0				
PRCS - IFRC	95	109,542				1,547	95	111,089	0	0	95	87,188		1,085
People in Need (PIN)	500							500		0				
Ramon Aboitiz Foundation Inc (RAFI)	99	4,405						99	4,405	0	0			
SDC		2,900						2,900		0				400
SOLIDARITES INTERNATIONAL		5,263		1,743				7,006		0				
SOS ATTITUDE						1,029		1,029		0		840		350
Samaritan's Purse	4,762	9,968						4,762	9,968	0	0			

Tarpaulines (1 per H), Tarpaulines - 2 per HH, Tents, Total HH Reached with Emergency Shelter Solutions (Tarps or Tents), Activities where technical assistance is provided, NFI: Household and NFI: Kitchen Sets broken down by PlannedReached2 vs. ImplementingAgency. The data is filtered on Region and sum of ESNFI All. The Region filter keeps 6 of 6 members. The sum of ESNFI All filter includes values greater than or equal to 1.

Emergency Shelter & NFI: by Agency

ImplementingAgency	Tarpaulines (1 per H)		Tarpaulines - 2 per HH		Tents		Total HH Reached with Emergency Shelter Solutions (Tarps or Tents)		Activities where technical assistance is provided		NFI: Household		NFI: Kitchen Sets	
	Planned	Reached	Planned	Reached	Planned	Reached	Planned	Reached	Planned	Reached	Planned	Reached	Planned	Reached
Save the Children	89	29,670	88	2,690			177	32,360	0	46	133	37,238		4,394
ShelterBox					248	5,113	248	5,113	0	0		1,321		758
Tdh								0		0				606
UNHCR	6,491	52,910	0	162	0	8,811	6,491	61,883	3	286	0	81,535	0	7,750
Welt Hunger Hilfe		5,000						5,000		0				
World Renew								0		0		492		1,265
World Vision				17,634				17,634		0		54,002		6,854
Grand Total	34,113	449,124	2,299	88,076	248	34,006	36,660	571,206	3	347	2,129	499,984	393	143,561

Tarpaulines (1 per H), Tarpaulines - 2 per HH, Tents, Total HH Reached with Emergency Shelter Solutions (Tarps or Tents), Activities where technical assistance is provided, NFI: Household and NFI: Kitchen Sets broken down by PlannedReached2 vs. ImplementingAgency. The data is filtered on Region and sum of ESNFI All. The Region filter keeps 6 of 6 members. The sum of ESNFI All filter includes values greater than or equal to 1.

Support To Self Recovery of Shelter : by Region, Province

Region	Province	HH provided with roofing materials		Provision of other materials		HH with transitional or core shelters		ToolKit (HH with access to toolkits)		Training of capenters (number trained)		Number of activities that include technical assistance		Cash over 10,000 pesos		Cash under 10,000 pesos	
		Planned	Reached	Planned	Reached	Planned	Reached	Planned	Reached	Planned	Reached	Planned	Reached	Planned	Reached	Planned	Reached
REGION IV-B (MIMAROPA)	OCCIDENTAL MINDORO												0				
	ORIENTAL MINDORO												0				
	PALAWAN		2,000						3,494				26	0		2,000	
	Total		2,000						3,494				26	0		2,000	
REGION V (BICOL REGION)	MASBATE												0				
	Total												0				
REGION VI	AKLAN	1,971	1,520	225	139	2,618		5,340	11,415	2,770	504	60	16	4,025	320	1,704	213
	ANTIQUE		1,210			787			4,209			0	0				
	CAPIZ	3,569	5,113	75	511	548	872	2,856	25,131	808	572	36	21	4,000	0	2,810	944
	ILOILO	1,631	4,799	85	11,054	1,746		4,606	40,204	713	707	26	20	4,943	3,282	3,277	5,145
	NEGROS OCCIDENTAL		1,592		550				1,824			0	0				
	Total	7,171	14,234	385	12,254	5,699	872	12,802	82,783	4,291	1,783	122	57	12,968	3,602	7,791	6,302
REGION VII	BOHOL				0				720				0				
	CEBU	3,561	18,533	2,441	9,417	4,777	1,360	4,033	47,248	90	84	37	15	0	0	3,591	5,898
	Total	3,561	18,533	2,441	9,417	4,777	1,360	4,033	47,968	90	84	37	15	0	0	3,591	5,898
REGION VIII	BILIRAN		1,035										0				
	EASTERN SAMAR	50	25,717	50	19,533	10,930	871	1,073	48,375		100	6	15	0	0	0	0
	LEYTE	28,524	53,097	8,571	40,504	25,860	777	30,389	61,575	2,885	566	166	135	11,652	3,005	14,816	12,772
	SAMAR (WESTERN SAMAR)	5,247	7,720	4,707	6,700	6,684		1,425	10,132	996	20	32	0	996		0	
	Total	33,821	87,569	13,328	66,737	43,474	1,648	32,887	120,082	3,881	686	204	150	12,648	3,005	14,816	12,772
REGION XIII (CARAGA)	SURIGAO DEL NORTE												0				
	Total												0				
Grand Total		44,553	122,336	16,154	88,408	53,950	3,880	49,722	254,327	8,262	2,553	363	248	25,616	6,607	26,198	26,972

HH provided with roofing materials, Provision of other materials, HH with transitional or core shelters, ToolKit (HH with access to toolkits), Training of capenters (number trained), Number of activities that include technical assistance, Cash over 10,000 pesos and Cash under 10,000 pesos broken down by PlannedReached2 vs. Region and Province. The view is filtered on Region, which keeps 6 of 6 members.

Support To Self Recovery of Shelter : by Agency

ImplementingAgency	HH provided with roofing materials		Provision of other materials		HH with transitional or core shelters		ToolKit (HH with access to toolkits)		Training of capenters (number trained)		Number of activities that include technical assistance		Cash over 10,000 pesos		Cash under 10,000 pesos	
	Planned	Reached	Planned	Reached	Planned	Reached	Planned	Reached	Planned	Reached	Planned	Reached	Planned	Reached	Planned	Reached
AAR Japan	500	1,696	500	1,696			500	1,696			0	0				
ACTED								16,468				0				
ADRA	1,950						1,950		1,530		7		4,000		1,850	
AMG					357						0					
Amity Volunteer Fire Brigade		492										0				
Ayala Land		100										0				
CapizNED	802	650									0	0				
CARE	13,297	8,048					13,297	10,109			72	51	0	0	14,326	8,048
Caritas Austria		1,250										0				
Caritas Germany					142		523	4,259			0	0				
Caritas Switzerland								14,113				0				
Citizens' Disaster Response Center		1,250		1,250				700				0				
Concern Worldwide				11,004				11,004				0				
CRS	884	13	0	40,175	18,976	294	0	4,398	0	0	14	20	7,907	49	0	0
Danish People's Aid						90				29		0				
DFID - HMS Illustrious								14,500				0				
Don Bosco Network		498										0				
DSWD		7,492						4,763				0				
Food for the Hungry	4,078		4,078								0					
Global Communities	300										0					
GOAL	435	600	435		435				75		2	0		0		600
Green Forum Western Visayas	385		385								0					
Habitat for Humanity		26,072		26,072				26,072				0				
Handicap International								54	258	50	2	3				
HEKS - TFM					514	872					6	4				

HH provided with roofing materials, Provision of other materials, HH with transitional or core shelters, ToolKit (HH with access to toolkits), Training of capenters (number trained), Number of activities that include technical assistance, Cash over 10,000 pesos and Cash under 10,000 pesos broken down by PlannedReached2 vs. ImplementingAgency. The data is filtered on Region and sum of SSRS HH All. The Region filter keeps 6 of 6 members. The sum of SSRS HH All filter includes values greater than or equal to 1.

Support To Self Recovery of Shelter : by Agency

ImplementingAgency	HH provided with roofing materials		Provision of other materials		HH with transitional or core shelters		ToolKit (HH with access to toolkits)		Training of capenters (number trained)		Number of activities that include technical assistance		Cash over 10,000 pesos		Cash under 10,000 pesos	
	Planned	Reached	Planned	Reached	Planned	Reached	Planned	Reached	Planned	Reached	Planned	Reached	Planned	Reached	Planned	Reached
HelpAge-COSE								3,978				0		0		114
HOPE International Development Agency..		1,946						1,949				0				
Humanity First							164	820				0	0			
ICAN Foundation	2,582	1,675										0	0			
IOM	224	14,739		864	34		224	49,049	358	1,428	4	17				
IRC									241	305	0	0	1,629	2,051	2,225	2,291
Islamic Relief Worldwide (IRW)					270			4,000			0	4	0		2,322	
LUTHERAN WORLD RELIEF	2,868	1,457	2,868	1,457			2,858	1,457			0	0	0	0	776	6,092
Malteser International	480				700							0				
Medair						601		6,000		60		0				
MSF Holland								4,815				0				
MSF-CH							1,408	8,021			0	0				
Municipality		1,360										0				
Muslim Aid		150		150		150		150		30		2				
NICCO	1,200		1,200		1,200		120		120		1					
OXFAM	2,500	2,956							1	6	1	6	2,500	2,956	0	0
PASAR FOUNDATION, INC.		3,713						596				0				
PDRN		2,335										0				
Peace Winds Japan		690		690				690				26				
People in Need (PIN)	1,000						500				0					
PFI	120		240				240				12		0		600	
PLAN Int	2,061						2,061				0					
PRAY		3,535						2,025				0				
PRCS - Finnish RC											16	4	1,280	320	0	0
PRCS - GRC	1,200		1,200		3,900			500			48	0				

HH provided with roofing materials, Provision of other materials, HH with transitional or core shelters, ToolKit (HH with access to toolkits), Training of capenters (number trained), Number of activities that include technical assistance, Cash over 10,000 pesos and Cash under 10,000 pesos broken down by PlannedReached2 vs. ImplementingAgency. The data is filtered on Region and sum of SSRS HH All. The Region filter keeps 6 of 6 members. The sum of SSRS HH All filter includes values greater than or equal to 1.

Support To Self Recovery of Shelter : by Agency

ImplementingAgency	HH provided with roofing materials		Provision of other materials		HH with transitional or core shelters		ToolKit (HH with access to toolkits)		Training of capenters (number trained)		Number of activities that include technical assistance		Cash over 10,000 pesos		Cash under 10,000 pesos	
	Planned	Reached	Planned	Reached	Planned	Reached	Planned	Reached	Planned	Reached	Planned	Reached	Planned	Reached	Planned	Reached
PRCS - ICRC		4,500			6,000						0	0				
PRCS - IFRC							95	35,994			0	0				
PRCS - Spanish RC					4,024		4,986		4,986		70		4,986		0	
PRCS - SWISS RC		5,170						5,170				32		0		2,000
Ramon Aboitiz Foundation Inc (RAFI)							99	4,405			0	0	0	0	99	2,420
Relief operation for Northern Iloilo	94										0					
Samaritan's Purse	3,107	1,351	4,762	2,012			4,762	2,012			36	14				
Save the Children	4,000	3,997					862	1,064	576	300	59	53	3,314	1,231	4,000	3,997
SDC		10,500						2,900				0				
Shanti Volunteer Association		2,201		2,201				2,201				0				
ShelterBox								2				0				
SIF(Secours Islamique France)	50		50		100		50				2					
Sign of Hope	7	231	7	231	7	231				25	0	0				
Solidar Suisse		2,437						2,437				0				
SOLIDARITES INTERNATIONAL		8,307										0				
Tdh	429	606	429	606	429	606	429	606			7	9		0		0
TESDA		319						319		320		0				
Welt Hunger Hilfe								5,000				0				
World Renew												0		0		1,410
World Vision					16,381		14,594		117		0					
YPDR					150	889					0	0				
ZOA					331	147		31			0	0				
Grand Total	44,553	122,336	16,154	88,408	53,950	3,880	49,722	254,327	8,262	2,553	359	245	25,616	6,607	26,198	26,972

HH provided with roofing materials, Provision of other materials, HH with transitional or core shelters, ToolKit (HH with access to toolkits), Training of capenters (number trained), Number of activities that include technical assistance, Cash over 10,000 pesos and Cash under 10,000 pesos broken down by PlannedReached2 vs. ImplementingAgency. The data is filtered on Region and sum of SSRS HH All. The Region filter keeps 6 of 6 members. The sum of SSRS HH All filter includes values greater than or equal to 1.