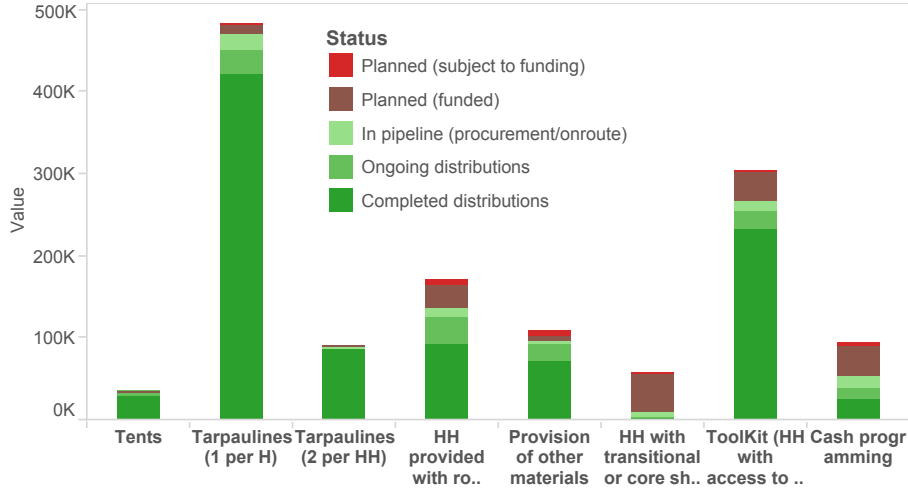
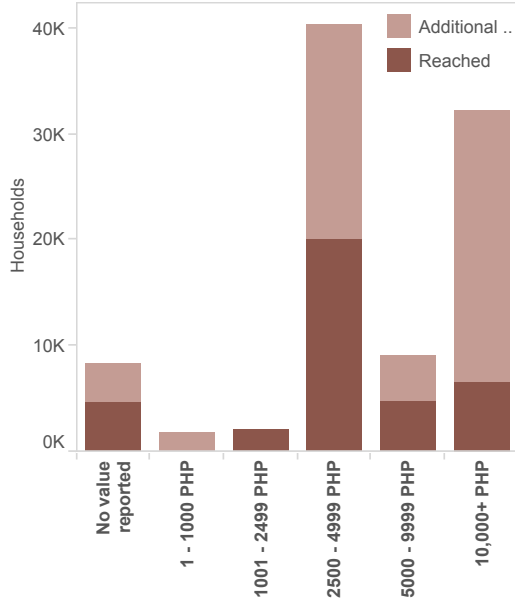


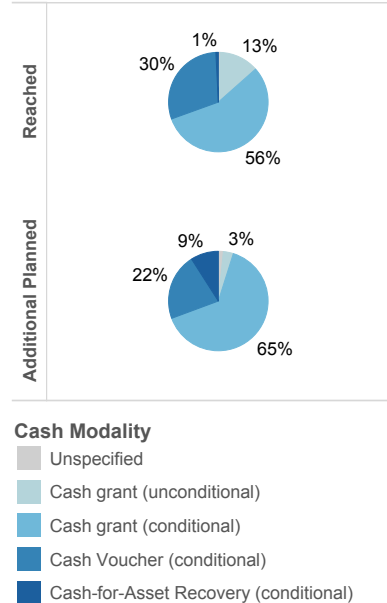
**Support activities: Planned v Reached** Graph shows households targeted per activity, and the activity status



**Cash Programming** Number of household targeted with cash based shelter programming, approximate cash value (PHP) and activity status : reached (complete/ongoing activity) or planned (planned/pipeline).



**Cash Modalities** Modalities for cash based shelter programming, for households reached (complete/ongoing activity) and planned (planned/pipeline)



**KEY FACTS**

**EMERGENCY ACTIVITIES**

- 571,454** households reached with emergency shelter solutions (tarpaulines or tents)..
- 499,984** households reached with Household non-food items ( blankets & mats)
- 143,561** households reached with kitchen sets

**SUPPORT FOR SELF RECOVERY OF SHELTER**

- 136,267** households provided with a roofing solution
  - of which: **125,780** with roofing materials
  - 3,880** with transitional or core shelter
  - 6,607** with cash sufficient to allow purchase of roofing (10,000 PHP per HH)

Other support for self recovery activities:

- 2,553** carpenters trained
- 26,972** households received small cash amounts to support shelter recovery (under 10,000 PHP)\*
- 91,852** household receiving other materials (framing/cladding material)
- 254,327** households with access to toolkits

\* The majority of this cash was provided unconditionally, therefore may not have been spent on shelter. Number should be interpreted with caution.

**Cash Modalities** Households targeted with cash based shelter programming the cash value (PHP) and the activity status : reached (complete/ongoing activity) or planned (planned/pipeline)

		No value reported	1 - 1000 PHP	1001 - 2499 PHP	2500 - 4999 PHP	5000 - 9999 PHP	10,000+ PHP
<b>Reached</b>	Cash grant (conditional)	4,101			14,841	2,120	369
	Cash grant (unconditional)			2,000	2,891		
	Cash Voucher (conditional)				2,420	2,700	6,238
	Cash-for-Asset Recovery (conditi..)	300					
	Unspecified	250					
<b>Total</b>		4,651		2,000	20,152	4,820	6,607
<b>Additional Planned</b>	Cash grant (conditional)	705	1,761		16,592	2,510	14,173
	Cash grant (unconditional)				1,807		
	Cash Voucher (conditional)				99	418	11,443
	Cash-for-Asset Recovery (conditi..)	2,000			1,711	1,300	
	Unspecified	891					
<b>Total</b>		3,596	1,761		20,209	4,228	25,616
<b>Grand Total</b>		8,247	1,761	2,000	40,361	9,048	32,224