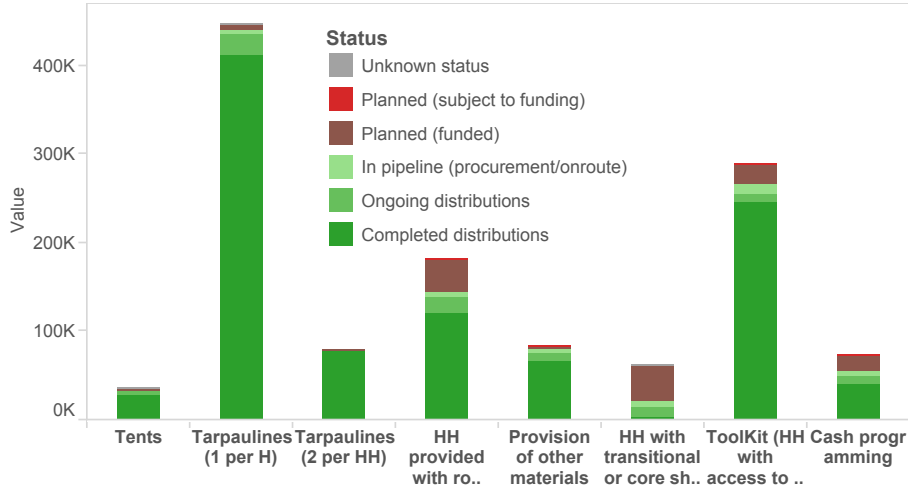
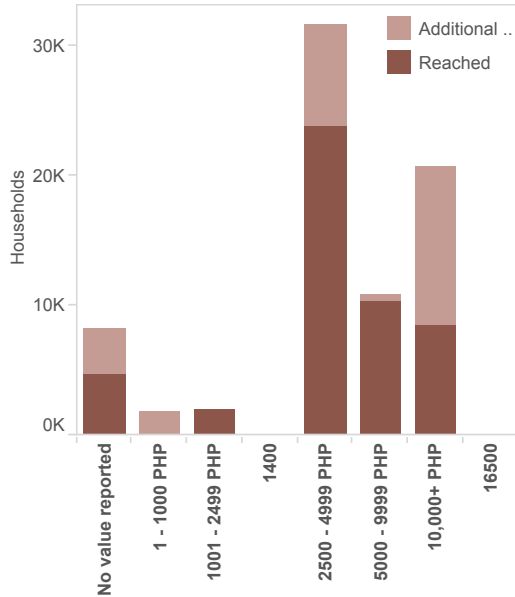


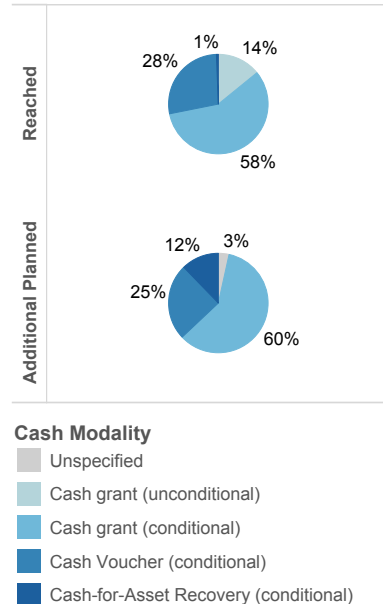
Support activities: Planned v Reached Graph shows households targeted per activity, and the activity status



Cash Programming Number of household targeted with cash based shelter programming, approximate cash value (PHP) and activity status : reached (complete/ongoing activity) or planned (planned/pipeline).



Cash Modalities Modalities for cash based shelter programming, for households reached (complete/ongoing activity) and planned (planned/pipeline).



KEY FACTS

EMERGENCY ACTIVITIES

- 551,913** households reached with emergency shelter solutions (tarpaulines or tents)..
- 497,479** households reached with Household non-food items (blankets & mats)
- 123,854** households reached with kitchen sets

SUPPORT FOR SELF RECOVERY OF SHELTER

- 162,492** households provided with a roofing solution
 - of which: **138,861** with roofing materials
 - 15,170** with transitional or core shelter
 - 8,461** with cash sufficient to allow purchase of roofing (10,000 PHP per HH)

Other support for self recovery activities:

- 3,618** carpenters trained
- 36,072** households received small cash amounts to support shelter recovery (under 10,000 PHP)*
- 76,568** household receiving other materials (framing/cladding material)
- 255,820** households with access to toolkits

* The majority of this cash was provided unconditionally, therefore may not have been spent on shelter. Number should be interpreted with caution.

Cash Modalities Households targeted with cash based shelter programming the cash value (PHP) and the activity status : reached (complete/ongoing activity) or planned (planned/pipeline)

		No value ..	1 - 1000 ..	1001 - 2499 ..	1400	2500 - 4999 ..	5000 - 9999 ..	10,000+ PHP	16500
Reached	Cash grant (conditional)	4,101				16,667	7,143	495	
	Cash grant (unconditional)			2,000		4,698			
	Cash Voucher (conditional)					2,420	3,144	7,943	23
	Cash-for-Asset Recovery (conditi..)	300							
	Unspecified	250							
Total		4,651		2,000		23,785	10,287	8,438	23
Additional Planned	Cash grant (conditional)	705	1,761			6,503	440	5,978	
	Cash Voucher (conditional)					99	29	6,277	
	Cash-for-Asset Recovery (conditi..)	2,000				1,161			
	Unspecified	891							
	Total		3,596	1,761			7,763	469	12,255
Grand Total		8,247	1,761	2,000		31,548	10,756	20,694	23