

Myanmar Floods Response

Shelter Cluster Meeting 21.10.15
09:00am UNHCR

AGENDA

1. **Situation overview** (emergency - transitional) with planned activities.
2. Update on the **Recovery Plan** from the government as discussed in NPT last week.
3. Action point **winterization** for Chin State and **upgrading** of temporary/transitional shelters.
4. Reporting **cash modalities** for shelter.

1. Situation overview

State/Division	NEEDS		EMERGENCY PHASE		TRANSITIONAL PHASE	
	# of severely damaged houses	# houses partially damaged	# shelter kit or 'equivalent'	Gaps: # of shelter kit vs # of houses severely	transitional shelter planned	# HHs receiving cash grants (planned/ provided)
	MoWSRR 06/09/15	SCT Compiled Information 25/09/15	SCT Compiled Information 02/09/15	SCT Compiled Information 19/10/14	SCT Compiled Information 19/10/15	SCT Compiled Information 19/10/15
Chin	2,925	1,000	3,830	905		
Sagaing	2,123	6,000	3,749	1,626	800	680
Ayeyarwady	1,252	2,200	3,899	2,647		
Magway	414	1,300	1,996	1,582	80	200
Mandalay	255	100	123	-132		
Bago	269	1,350	29	-240		
Shan	128	50	44	-84		
Kachin	69	150	12	-57		
Mon	45	50	37	-8		
Kayin	1	50	0	-1		
Yangon	0	350	19	19		
TOTAL	7,481	12,600	13,738		880	880

Households in Campsites according to IOM: 847 in Hakha (Chin) and according to OCHA: 810 in Kale (Sagaing)

2. Recovery plan

- Housing loss 28'7 B Kyat
(38,542 houses destroyed/damaged)
- Immediate recovery plan (4 month), medium term recovery plan (1 year) and long term (up to 5 years)
- Housing assistance – uniform approach
- Technical assistance / owner driven (self recovery)
- **Reconstruction modalities are not clear**
- **Implementation at regional level**
- **Building code (housing technologies – rural area)**
- Cash: Delivery mechanisms / untested strategy – **Pilot township**, micro credit, cash for work, inclusive financing / social entrepreneurship

2. Recovery plan

		Disaster Effects, million Kyat		
		Damage	Loss	Total
Social sectors		55,117	3,840	58,957
	Education	48,469	2,303	50,772
	Health	6,648	1,537	8,185
Productive sectors		77,405	1,895,266	1,972,671
	Agriculture	790	1,238,677	1,239,467
	Livestock	7,735	16,590	24,324
	Fisheries	299	313,902	314,201
	Irrigation and flood control	13,271		13,271
	Industry	27,586	255,858	283,444
	Trade	27,724	70,240	97,964
Infrastructure		727,492	45,805	773,297
	Housing	628,982	34,488	663,470
	Electricity	6,282	624	6,906
	Water and sanitation	14,805	937	15,742
	Transport	76,175	8,513	84,688
	Communications	1,247	1,244	2,491
Cross-cutting		-	23,674	23,674
	DRM		23,674	23,674
TOTAL		860,013	1,968,586	2,828,599

Recovery Needs summary

	Short Term up to 4 months	Medium Term up to 12 months	Middle Term up 1-3 year	TOTAL
SOCIAL	7,522.9	70,197.0	44,085.1	121,805.0
Education	4,600.0	57,858.0	30,582.0	93,040.0
Health	2,922.9	12,339.0	13,503.1	28,765.0
PRODUCTIVE	818,755.5	204,337.3	180,068.8	1,203,161.6
Agriculture	564,840.3	69,394.0		634,234.3
Livestock	3,982.7	11,059.7		15,042.4
Fisheries	137,554.8	434.1		137,988.9
Irrigation and flood control			180,068.8	200,737.3
Industry	74,286.7	74,286.7		148,573.3
Trade	33,292.6	33,292.6		66,585.3
INFRASTRUCTURE	231,569.8	312,357.8	603,483.8	1,147,411.4
Housing	152,082.6	221,359.2	412,785.6	786,227.3
Electricity	1,019.5	1,762.6	4,082.2	6,864.3
Water and sanitation	1,069.0	17,554.0	7,000.0	25,623.0
Transport	76,042.9	61,531.4	179,616.1	317,190.4
Communications	1,355.8	10,150.6		11,506.4
CROSS-CUTTING				-
DRM	750.0	13,700.0	17,500.0	31,950.0
Social protection	55,000.0	110,000.0	551,375.0	
TOTAL	1,057,848.2	586,892.1	827,637.8	2,472,378.0

Region and State	Flooded only houses	Minor to moderate damage	Major damage	Destroyed houses	All damaged and destroyed houses	Share of housing in same townships	Households requiring relocation
Ayeyarwaddy Region	37,858	43,266	27,041	19,114	127,279	13%	-
Bago Region	23,300	26,628	16,643	269	66,839	9%	-
Chin State	369	421	263	2,934	3,987	5%	2,934
Kachin State	1,806	2,064	1,290	68	5,228	4%	-
Kayin State	440	503	314	1	1,258	1%	-
Magwe Region	22,451	25,658	16,037	414	64,560	11%	-
Mandalay Region	1,532	1,750	1,094	256	4,632	1%	-
Mon State	--	--	--	--	--	0%	--
Rakhine State	40,133	45,866	28,667	13,392	128,058	30%	-
Sagaing Region	37,184	42,496	24,960	1,963	106,604	12%	1,600
Shan State	160	183	114	128	585	0%	-
Thanintharyi Region	27	30	19	3	79	0%	-
Yangon Region	5,411	6,184	3,865	-	15,459	7%	-
Total	170,669	195,050	120,307	38,542	524,568	10%	4,534
<i>Percent of all damaged</i>	35%	40%	25%				

Source: PDNA presentation 2015, NPT

2. Recovery plan - Housing and Settlements



Key Recommendation

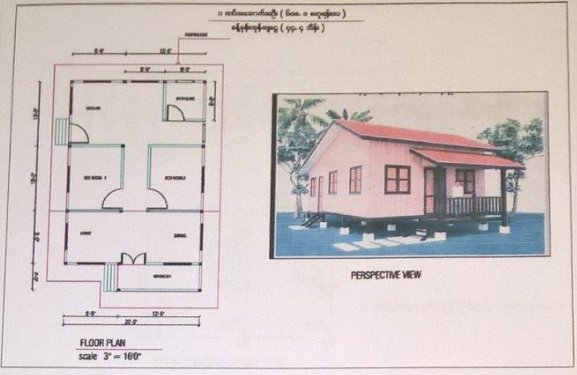
- Government should recognize budget constraints and support home-owner led self-recovery efforts in order to accomplish safe recovery for all.
- Define goals and priorities with affected population and establish monitoring system.
- Invest public funds in risk-sensitive planning and risk reduction.
- Require donors /NGOs to align efforts with government and recovery priorities.

Top Priorities

- Conduct house-to-house damage and site condition inspections.
- Provide "building back better" (BBB) guidance and training to homeowners.
- Allocate financial assistance in line with social protection strategy and "BBB".
- Manage relocation and ensure safe reconstruction takes place in new sites.
- **Support household "self-recovery" efforts.**

2. Recovery plan - Housing and Settlements

ပြန်လည်နေရာချထားရေးမည့် ၄၄၄ ဘီန (၆၀၈ စတုဂံပေ) ဘီနပုံစံ



470 – 600 ft² (43.6 – 55.7m²)
4000-5000 USD

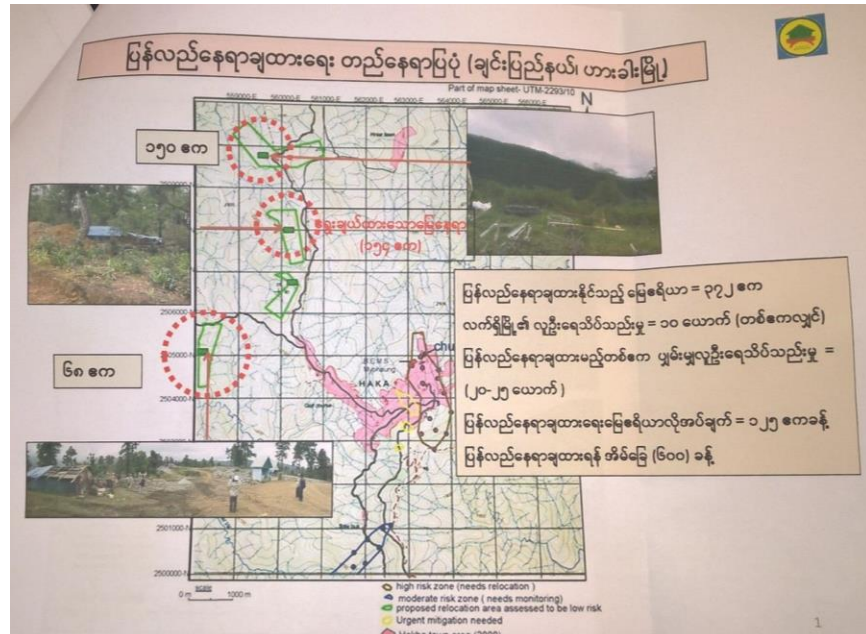
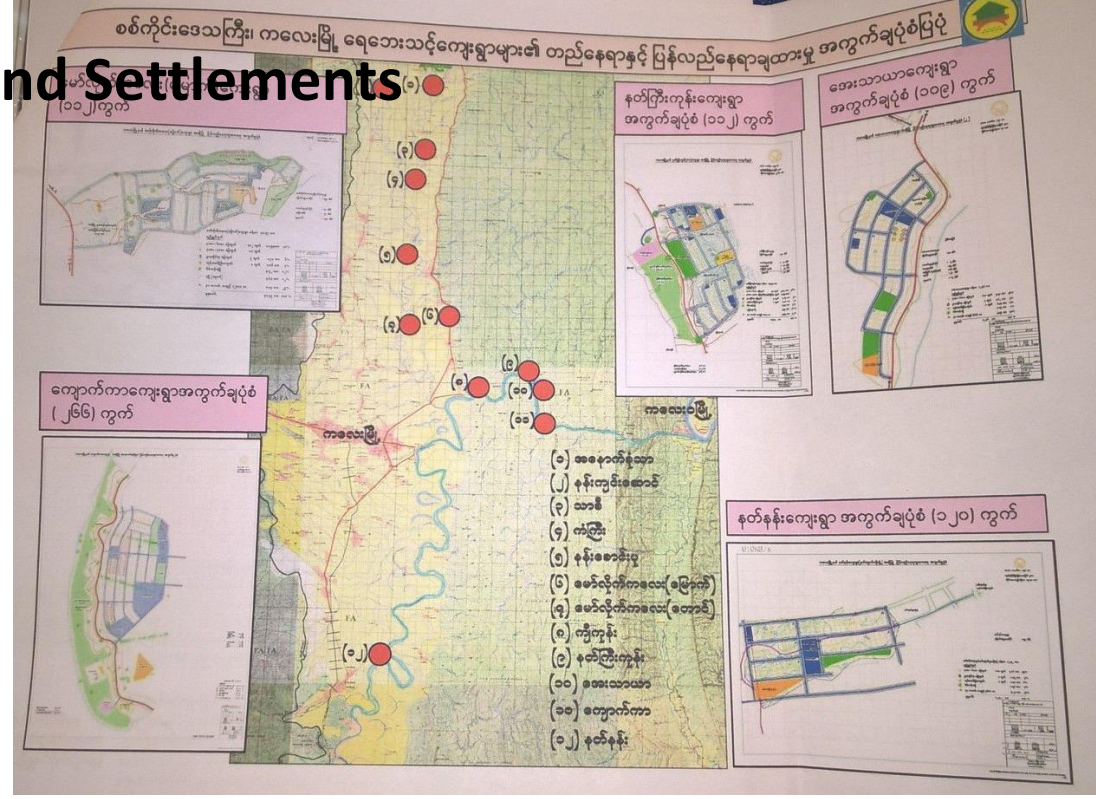
ပြန်လည်နေရာချထားရေးမည့် ၄၇၄ ဘီန (၇၃၂ စတုဂံပေ) ဘီနပုံစံ



600 houses
Hakha

2000 houses
Kale
12 villages

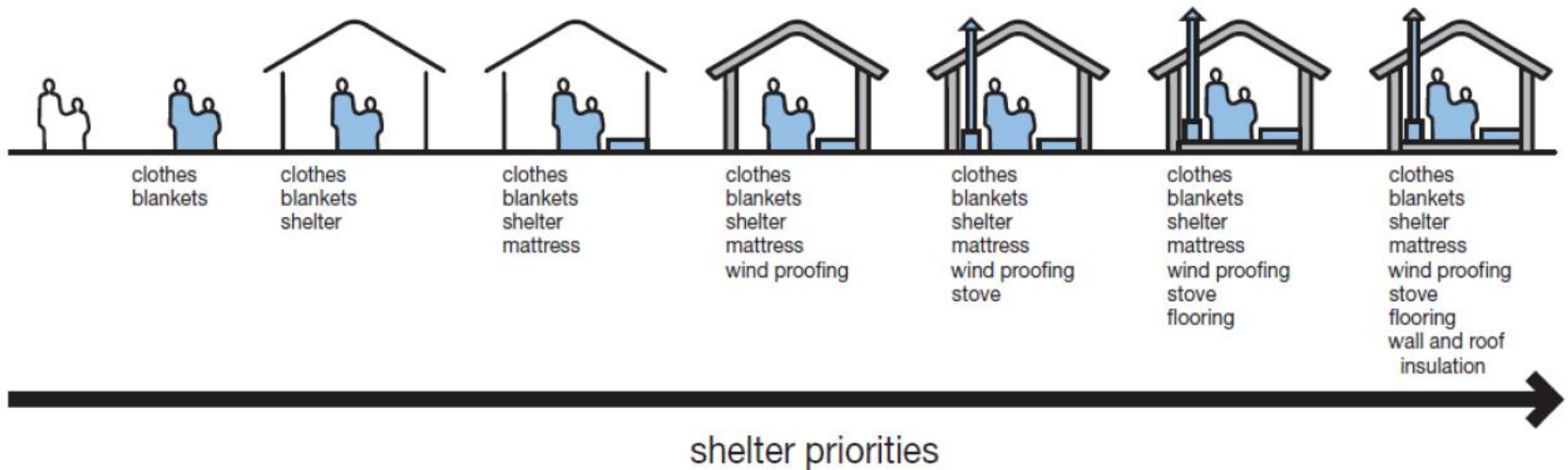
CAMPS
Priority



2. Recovery plan – Instructions of the President of Myanmar for Rehabilitation (each HH)

1. The renovation and construction of new households must be done as follow -
 - (1) To take the inventory of data assessment,
 - (2) Though collapsed, some of the buildings can be rebuilt with items collected from the flood,
 - (3) To build 20x18 sq. ft wooden houses which include two bedrooms at 44lakhs and if the household has few family members, to build 18x18 sq. ft. houses wooden houses at 35lakhs,
 - (4) To bring the Ready Made cement for Chin State as it is not available there,
 - (5) In terms of wood requirement, there are about three thousand tons of logs next to Kalay to Tamu main road and also to use the logs which floated along the damns, creek and canals,
 - (6) Work out to receive donations (in kind and in cash) and to reduce the expenses as low as possible,
 - (7) If necessary, rebuild the houses as the existed ones before,
 - (8) In some villages, rehabilitate only the areas needed,

3. Winterization and shelter upgrading



- 1) **Technical guideline – booklet**
- 2) **Hands on Trainings in Hakha and Kale township**
- 3) **Recommendations to design/upgrade the shelter to minimise the risks**
 - a) Climatic design (for cold season and heavy rain, warm/humid)
 - b) Building materials (local construction techniques and materials)
 - c) Construction principles
 - d) Maintenance

4. Cash

Reporting «multi-purpose grants» in Shelter 4W-reporting

- Where «multi-purpose grants» are provided to HHs whose house is partially or totally damaged, please report this in the «Cash» section of the 4W reporting template (columns Y , Z, AA):

Cash		
Type of cash transfer	Amount of cash per <u>household</u> distributed or planned (in USD)	# <u>Households</u> receiving cash
Unconditional		
Conditional		
Cash for work		
Cash for rent		
Vouchers		

Next action points:

Next Shelter Cluster meeting will be held on **18. November 2015** at 9h00, unless further announced

Gentle reminder:

Agencies are reminded that they need to submit update of activities (4W) on time.

Please also check our website

<http://www.sheltercluster.org/response/myanmar-floods-2015>