

Shelter Cluster Fiji TC Winston

Meeting
26th April 2016

Agenda

- Review action points from last meeting
- Shelter Coordination update
 - Help for Homes update
 - Vulnerability Score Cards
- IM update
 - updated targeting and distribution numbers
- Tech update
 - Training of Trainer Workshop
 - IEC
- Discussion – Lifeline Fiji
- AOB

Action Points

Meeting 12th April

- Circulate prioritization card for review
- Follow up on Help for Homes Initiative details
- TWiG Thursday
- IM update on poverty figures

Help for Homes Initiative

- Help Fijians repair their homes themselves by giving them access to building materials
- 70 million dollars available for this initiative
- Target - affected Fijians households earning less than 50,000 dollars a year
- pre-paid electronic card with a set amount on it and a pin number to purchase the building materials from selected hardware outlets (can be purchased at different hardware stores)
- FIE issued building code guidelines will be provided to help BBS
- 3 packages
 - F\$ 1,500 for partial roofing damage
 - F\$ 3,000 for serious roofing damage
 - F\$ 7,000 for almost and completely destroyed
- electronic cards will be issued from the start of May and the funds are to be redeemed by 30 June

Help for Homes Initiative

- Further announcement for additional assistance for those needing transportation of their hardware supplies to maritime areas.
- Multi-lateral organisations and NGOs have already assisted a number of people with their rebuilding efforts. To avoid any overlap, we will coordinate with these organisations so that the Help for Homes initiative benefits those who have not or will not receive housing assistance from these organisations.
- People took loans or borrowed money from their employers or communities to put a roof over their heads, will be reimbursed to the value provided for under the Help for Homes initiative.

Help for Homes Initiative

Meeting with MoWC&PA Tuesday 19th April

- Geographical target area has not been confirmed yet.
- Current funding will not be enough to support all families affected with damage houses, therefore support from multi-lateral organisations and NGOs is welcome.
- The assistance will only provide families with construction materials, therefore labour costs will have to be borne by the family.
- NDMO has provided a master list of 30,000 individuals with damaged house providing the break down into the 3 categories of damage.
- MoWC&PA is compiling **one master list** combining this data from NDMO with their social data.
- Provision for individuals who are not on the list and have a genuine claim may be assisted.

Help for Homes Initiative

Process of receiving the cards will be through HfH Processing Centres. SOPs are currently being finalised subject to final approval.

1. Family goes to the registration centre
2. Completes registration form
3. Provides proof of identity, with ID card or other relevant proof of identity.
4. Family goes to the “Master list verification desk”, to find name on the Master list.
5. Family goes to “amount verification desk”, to check the the level of damage to provide the appropriate amount.
6. Vodaphone Card is provided with an information package.
7. List of approved materials [here](#), from selected hardware store.
8. If the name of the Family is not on the Master list, a verification of the claim will be carried out.

Shelter Cluster & Help for Homes Initiative

Technical Support

- IEC materials on Building Back Safer, Key technical messages and Material shopping list. These could be provided to families during the HfH registration, through posters in the registration centres and flyers in the information package. (TBC with the MoWC&PA).
 1. Build Back Safer poster/flyers
 2. 4 Key technical messages on Building Back Safer
 3. Example Material Shopping list for different types of damage
- Technical training of skilled/semi-skilled carpenters and labour. Pilot on the 10th, 11th 12th May, contact tech1.fiji@sheltercluster.org for further information.

Shelter Cluster & Help for Homes Initiative

Repair and Reconstruction Support

- Repair/Reconstruction assistance to families who will not be targeted by the GoF by 30th June. This assistance should be aligned with the Governments HfH initiative, to ensure do no harm principles and appropriate coordination.

AND/OR

- Top-up to the most vulnerable families who will need additional financial/technical support to the HfH to employ labour, or families who will physically not be able to go to the registration centres.

Shelter Cluster Coordination Update

- Arrival Cash Advisor & CaLP survey
- Recovery Intention Survey
- Caroline leaving – point of contact

IM Update – Poverty Indicator

- Previous poverty indicator derived from older Bureau of Statistics figures based more on incidences of *rural* poverty.
- Updated indicator based on newer figures, and take into account more comprehensively urban and rural incidences of poverty to reflect overall shelter cluster caseload and targeting:

Table 1. Incidence of Poverty by Division and Area

Geography	2002-03	2008-09	2013-14
	Fiji		
Total	35	31	28.1
Central	26	21	22.4
Eastern	35	37	41.0
Northern	53	47	47.9
Western	36	32	24.5

IM Update – Poverty Indicator

BASIC NEEDS POVERTY LINES

The following Basic Needs Poverty Lines were used;

Urban - \$55.12 per adult equivalent per week

Rural - \$49.50 per adult equivalent per week

The percentage change in the Consumer Price Index is applied to the 2008-09 BNPL to derive the above mentioned values.

The amounts given above means that an adult living in an Urban Area in Fiji will need \$55.12 per week to meet their basic needs with a rural dweller needing \$49.50. It should be noted that a Child aged 14 and below is 'half an adult'.



IM Update – Poverty Indicator

- Where applicable, Shelter Cluster targeting has now been adjusted accordingly....

(3,400 HH with totally destroyed homes, 5,600 HH with partially damaged homes = 9,000 HH targeted under poverty threshold)

Divison	Total TD	Total PD	Total Affected (TD & PD)	% under poverty line	No. TD HH under pov line	No. PD HH under pov line	Total No. HH under pov line
CENTRAL	1627	2162	3789	22%	358	476	834
EASTERN	1787	792	2579	41%	733	325	1057
NORTHERN	1230	2706	3936	48%	590	1299	1889
WESTERN	6902	14005	20907	25%	1726	3501	5227
TOTALS/AVERAGE	1546	19665	31211	28%	3407	5600	9007



Targeting now updated in Shelter Cluster Situational Analysis

	Indicators	Need	Target*
Objective 1 - Emergency shelter			
1.1	No. of households (sex/age/vulnerable group) received some form of emergency shelter, including tarpaulins, tents, shelter kits, tool kits.	31,200 HH	31,200 HH
1.2	No. of total emergency shelter items & NFI distributed	50,000 items	50,000 items
Objective 2 - Support to Self Recovery			
2.1	No. of households (sex/age/vulnerable group) receive a core shelter, including vulnerable groups.	11,500 HH	3,400 HH
2.2	No. of vulnerable households who receive shelter fixing kits, materials or a cash/voucher equivalent, including vulnerable groups.	19,700 HH	5,600 HH
Objective 3 - Technical Support			
3.1	No. of vulnerable households reached through public awareness, through mass IEC dissemination (excluding training)	31,200 HH	31,200 HH
3.2	No. of household have received emergency shelter awareness (for shelter kit, tents, tarps, tool kits)	31,200 HH	31,200 HH
3.3	No. of households have received BBS awareness (to repairs, retrofit, building core shelter)	31,200 HH	9,000 HH
3.4	No. of semi-skilled/skilled carpenters receive BBS technical training	1 carpenter per 40 HH	780 carpenters



SHELTER CLUSTER SITUATIONAL ANALYSIS

3W Reported Activities (26th April 2016)

	Indicators	Need	Target*	Result**	Current Gap	Projection**	
						Ongoing, Planned, Pipeline	Remaining Projected Gap
Objective 1 - Emergency shelter							
1.1	No. of households (sex/age/vulnerable group) received some form of emergency shelter, including tarpaulins, tents, shelter kits, tool kits.	31,200 HH	31,200 HH	20,692 HH	10,508 HH	11,290 HH	(782) HH
1.2	No. of total emergency shelter items & NFI distributed	50,000 items	50,000 items	39,748 items	10,252 items	17,259 items	(7,007) items
Objective 2 - Support to Self Recovery							
2.1	No. of households (sex/age/vulnerable group) receive a core shelter, including vulnerable groups.	11,500 HH	3,400 HH	- HH	3,400 HH	- HH	3,400 HH
2.2	No. of vulnerable households who receive shelter fixing kits, materials or a cash/voucher equivalent, including vulnerable groups.	19,700 HH	5,600 HH	887 HH	4,713 HH	18 HH	4,695 HH
Objective 3 - Technical Support							
3.1	No. of vulnerable households reached through public awareness, through mass IEC dissemination (excluding training)	31,200 HH	31,200 HH	- HH	31,200 HH	- HH	31,200 HH
3.2	No. of household have received emergency shelter awareness (for shelter kit, tents, tarps, tool kits)	31,200 HH	31,200 HH	6,059 HH	25,141 HH	5,404 HH	19,737 HH
3.3	No. of households have received BBS awareness (to repairs, retrofit, building core shelter)	31,200 HH	9,000 HH	- HH	9,000 HH	- HH	9,000 HH
3.4	No. of semi-skilled/skilled carpenters receive BBS technical training	1 carpenter per 40 HH	780 carpenters	- HH	780 carpenters	- HH	780 carpenters

*Targeting based on either full caseload or estimations of number of HH living under the poverty line with completely/partially destroyed houses

**Where HH data is missing, assumptions were made on the number of HH reached with emergency shelter interventions. The assumption is HH received either an average of 2 tarps, or 1 tent, or 1 shelter box, or 1 shelter kit, or 1 tool kit, and that there weren't multiple items distributed to the same one HH.

Situational Analysis data is sourced from agency reported 3Ws, and is accurate up to the last previous inter-sectoral 3W update.

IM Update – Distribution Figures


- Increase in recorded emergency shelter distributions due to recent increased visibility on government distributions (up to ~20,000 HH overall)
- Much of this new information is only available to the divisional or provincial level, making specific gap analysis more difficult.
- Over the next week or so there will be multi-lateral efforts to consolidate comprehensive response activity data to date, and this figure may change accordingly.

IM Update – Current Gaps by Province

Location		Total Housing Damage			<u>Completed</u> Emergency Shelter Distributions (In no. of HH reached, as of 26th April 2016)					
Division	Province	Totally Destroyed	Partly Damaged	TOTAL Potential Caseload	Total HH w/ Tarps (2:1 average HH Dist)	Total HH w/ Tents	Total HH w/ Shelter Kits	Total HH w/ Tool Kits	TOTAL HH w/ Emerg Shelter	Total Estimated Current Gap vs Overall Need
Central		1627	2162	3789	784	93	414	262	1553	2236
	Naitasiri	567	754	1321	41	8	1	28	78	1244
	Namosi	53	28	81	0	0	0	0	0	81
	Rewa	45	190	235	0	0	0	0	0	235
	Serua	12	49	61	0	0	0	0	0	61
	Tailevu	950	1094	2044	744	6	413	234	1397	648
Eastern		1787	792	2579	1803	655	596	315	3369	-790
	Kadavu	0	0	0	0	0	0	0	0	0
	Lau	375	125	500	1134	157	250	190	1731	-1231
	Lomaiviti	1412	647	2059	670	498	346	125	1639	421
Northern		1230	2706	3936	1455	483	650	356	2944	992
	Bua	233	511	744	105	12	34	0	151	594
	Cakaudrove	393	1904	2297	1229	471	372	356	2428	-131
	Macuata	5	24	29	122	0	244	0	366	-337
	Rotuma	0	0	0	0	0	0	0	0	0
Western		6902	14005	20907	4023	2662	2096	815	9596	11311
	Ba	3588	11670	15258	1132	1258	1304	153	3847	11412
	Nadroga	272	732	1004	70	1	42	0	113	891
	Ra	3042	1406	4448	1191	1403	750	13	3357	1092
Unknown					0	3220	0	10	3230	10519
	TOTALS	11546	19665	31211	8065	7113	3756	1758	20692	

IM Update – Agency Stock Take

Summary of Agency Shelter Stock (Planned/Unallocated, as of 26th April)

Status (from list)	Planned 			
Sum of Number of Items - Planned	Shelter Kit	Shelter Tool Kit	Tarp	Grand Total - Number of items
	CARE		488	4884
Caritas		1000	2000	3000
Fiji Red Cross		2015	918	2933
NDMO			4100	4100
Habitat for Humanity Fiji (w/ IOM)	1835			1835
Grand Total - Number of items	1835	3503	11902	17240

IM Update – Projections

- Projections continue to change as stock reports fluctuate and distribution figures don't always keep up.

Location	Gap Analysis Summary (as of 26th April 2016)						
Division	Total Caseload (Destroyed/Damaged Houses per Division)	TOTAL HH w/ Emergency Shelter (Tarps, Tents, Shelter Kits, Tool Kits)	Total Estimated Current Gap	TOTAL HH w/ <u>Ongoing</u> Emergency Shelter Distributions	TOTAL HH to be Reached w/ <u>Planned</u> Emergency Shelter Distribution	TOTAL Estimated HH to be Reached w/ <u>All</u> Ongoing or Planned Distributions	Projected Remaining Gap
Central	3,809	1,553	2,256	0	0	11290	
Eastern	2,559	3,369	(810)	0	0		
Northern	3,936	2,944	992	0	0		
Western	20,907	9,596	11,311	0	2797		
Unknown		3,230		0	8493		
TOTAL	31,211	20,692	10,519	0	11290	11290	(771)

IM Update – Partner Reports

- ShelterBox: “We have a monitoring team heading out to Batiki, Nairai and Gau”
- IOM ETM update: “Currently piloting the second ETM Cycle in some affected areas in Vanua Levu, Taveuni and Koro”
- Caritas/Catholic Church: “We (are) distributing to the Western Division especially to the Ra Province, Ba, Vatukoula and Lautoka areas before we can distribute to the Lomaiviti group, Taveuni and Lau. The only places left to be covered include Ba, Lautoka and Yasawa”

3Ws

- 3Ws have moved to bi-weekly updates – yay!
Next 3W update due Wednesday, 28th April COB
- Consolidation of government <--> humanitarian distribution figures will be added in the meantime
- Fill down to at least New Tikina level
- Update information on no. of households reached

IM Update

Website

- Please check the Shelter Cluster Website for meeting times, contact list, shelter resources, latest updates, etc.

<https://www.sheltercluster.org/response/fiji-cyclone-winston-2016>

Shared Dropbox Folder

- includes BBS IEC material, village-level map, CRAterre report and other resources

<https://www.dropbox.com/sh/j7o4sfg9acexuic/AADlfd5pyY2bT3uPmoav3ONxa?dl=0>

Contact

Ryan Smith

Information Manager - Shelter Cluster Fiji

Email: im1.fiji@sheltercluster.org

Phone: +679-973-4595

Skype: ryan.smith905



Shelter Cluster Fiji

ShelterCluster.org

Coordinating Humanitarian Shelter

Tech Update

- Training concept
 - Scheduled dates
 - Enrollment form

- IEC Material
 - Material shopping list
 - BBS Posters



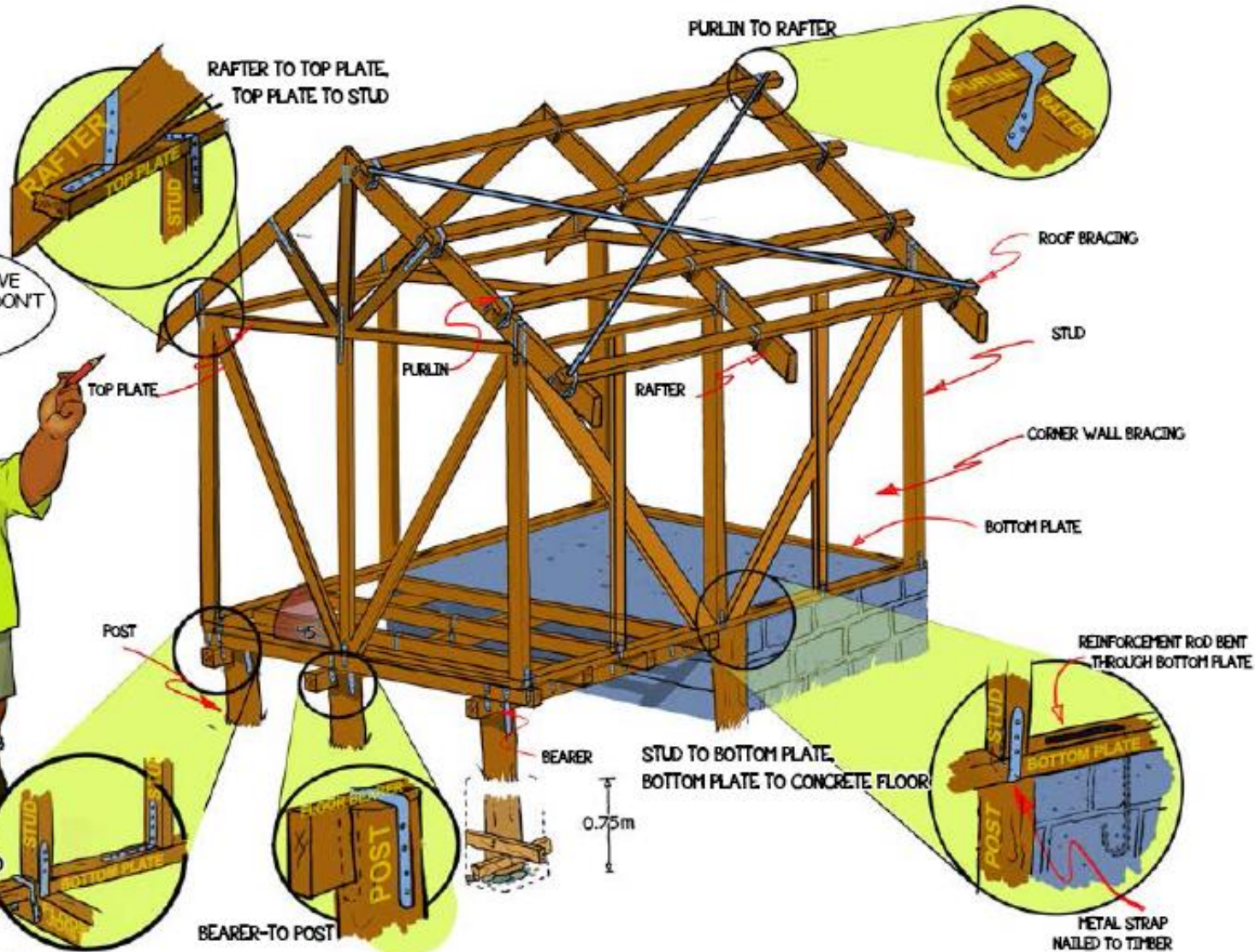
**THESE TIPS
WILL MAKE
YOUR
HOUSE
STRONGER**

Tips to Build Back Safer



Shelter Cluster Fiji
ShelterCluster.org
Coordinating Humanitarian Shelter

BUILD SAFER
BUILD WISER. THIS WILL SAVE
YOU MONEY. MAKE SURE YOU DON'T
MISS ANYTHING OUT
...HAPPY BUILDING!



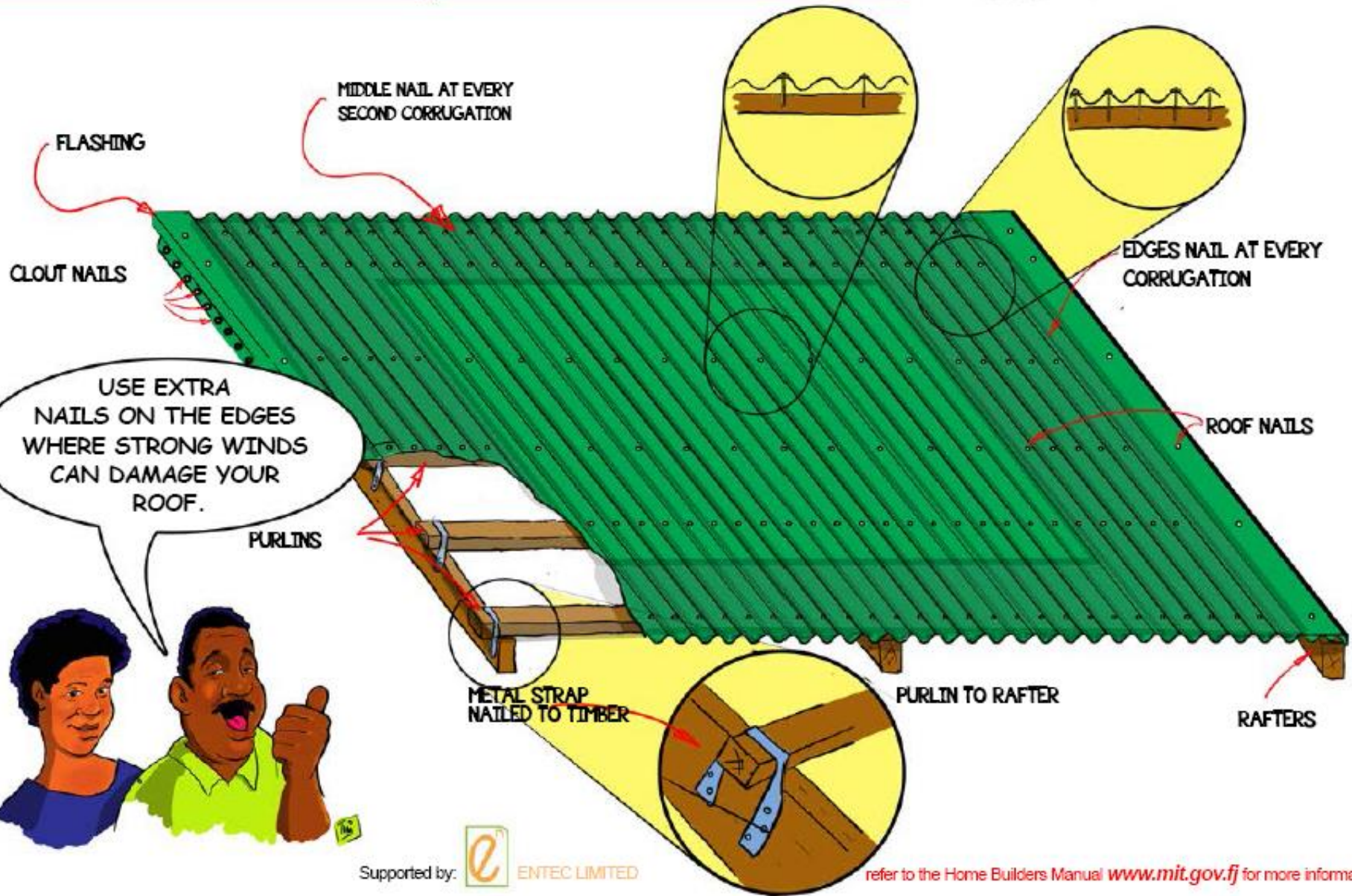
Supported by:  ENTEC LIMITED

refer to the Home Builders Manual www.mit.gov.fj for more information

Tips to Build Back Safer



Shelter Cluster Fiji
ShelterCluster.org
Coordinating Humanitarian Shelter



USE EXTRA NAILS ON THE EDGES WHERE STRONG WINDS CAN DAMAGE YOUR ROOF.



Supported by:  ENTECC LIMITED

refer to the Home Builders Manual www.mit.gov.fj for more information



Lifeline

Fiji

NI KO GADREVA
MO ROGOCI
LIFELINE ENA
ROGOCI IKO.

WHEN YOU NEED TO TALK,
WE'RE HERE TO LISTEN.

Crisis Support Line

132 454

Toll-free | 24 hours a day



Shelter Cluster Fiji

ShelterCluster.org

Coordinating Humanitarian Shelter

Coordination with the DO

- DPO Northern - Alipate Bolalevu
abolalevu@govnet.gov.fj 9994261
- DPO Eastern - Eliko Masa
eliko.masa@govnet.gov.fj
- DPO Central - Jone Bacau
jone.bacau@govnet.gov.fj 9905320
- DPO Western - Sitiveni Tavaga
sitiveni.tavaga@govnet.gov.fj 9937341

AOB

Shelter Cluster Contacts

Ministry of Local Government, Housing, Environment, Infrastructure & Transport	Kolinio	Bola	kolinio.bola@govnet.gov.fj	990-6438	Shelter Cluster Lead
Ministry of Local Government, Housing, Environment, Infrastructure & Transport	Vula	Shaw	vula.shaw@gmail.com	990-6177	Shelter Cluster Lead
Shelter Cluster/IFRC	Caroline	Dewast	coord1.fiji@sheltercluster.org	929-1920	Shelter Cluster Co-Lead
Shelter Cluster/IFRC	Subesh	Prasad	coord2.fiji@sheltercluster.org	999-0185	Shelter Cluster Deputy Co-Lead
Shelter Cluster/IFRC	Chris	Howe	tech1.fiji@sheltercluster.org	998-0173	Shelter Cluster Technical Coordinator
Shelter Cluster/IFRC	Alma	Dozic	cash.fiji@sheltercluster.org		Shelter Cluster Cash Advisor
Shelter Cluster/IFRC	Ryan	Smith	im1.fiji@sheltercluster.org	973-4595	Shelter Cluster Information Manager

