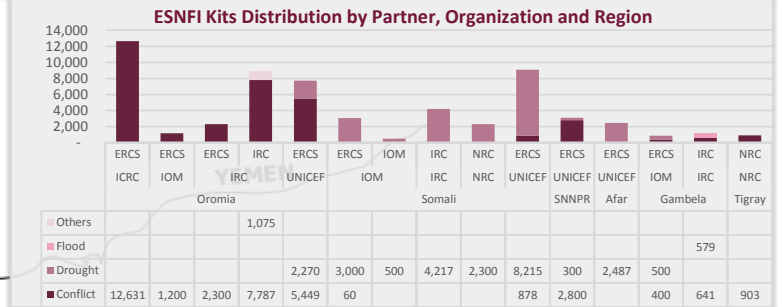
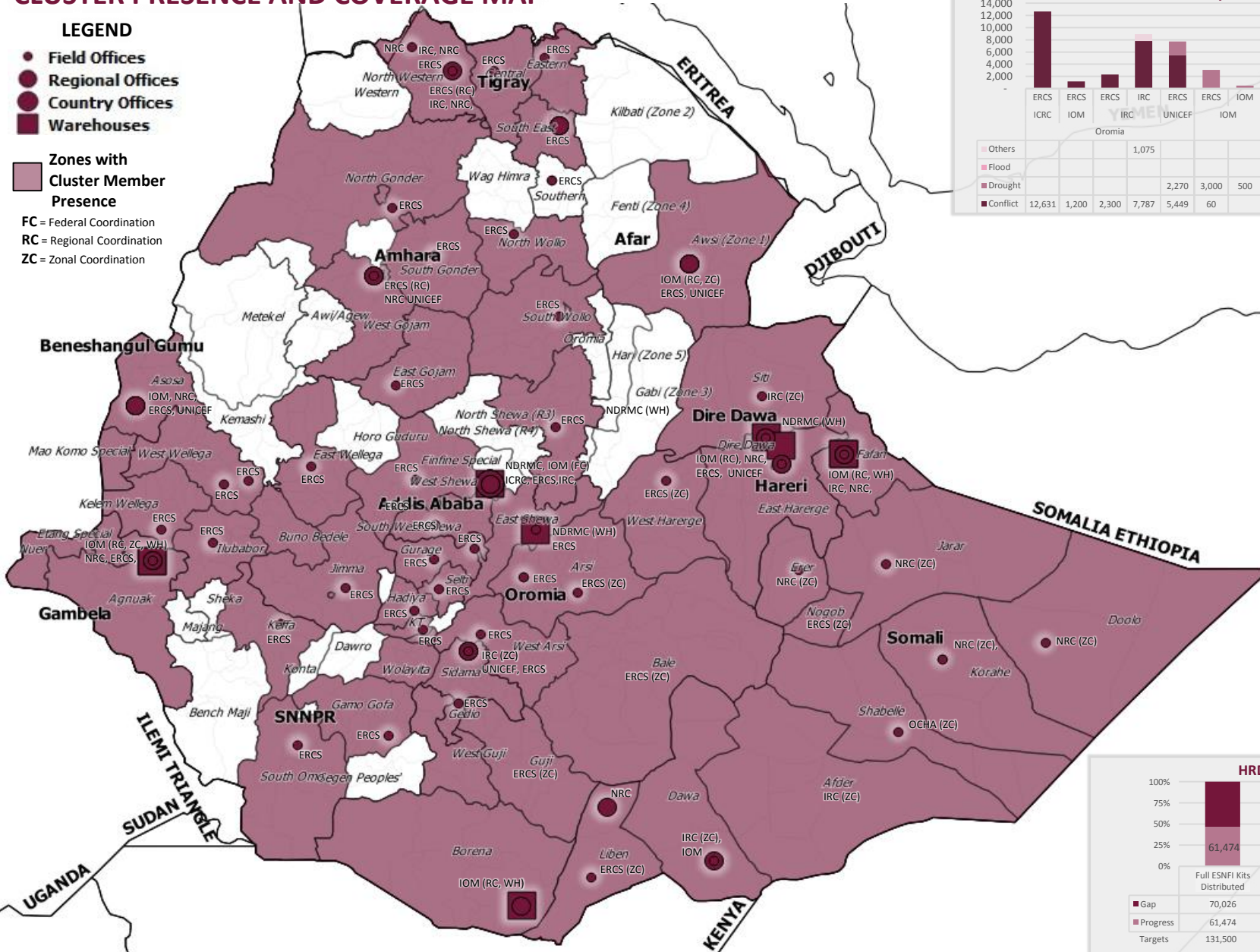




CLUSTER PRESENCE AND COVERAGE MAP

- LEGEND**
- Field Offices
 - Regional Offices
 - Country Offices
 - Warehouses
- Zones with Cluster Member Presence
- FC = Federal Coordination
RC = Regional Coordination
ZC = Zonal Coordination



KEY FIGURES

- displaced households with shelter/NFI needs

83,344

Priority 1 households

88,753

Priority 2
- full emergency shelter/NFI kits

60,492

kits distributed in 6 regions (including 12,631 ICRC kits)

900


kits presently allocated for planned distributions

22,600

kits in stock and pipeline
- assessments conducted

30
- cash grants/vouchers distributed

982





Shelter/NFI Cluster 2017 Federal Summary

28-Sep-2017

HOUSEHOLDS IN NEED OF SHELTER/NFI ASSISTANCE (Late August Prioritization Exercise)
By Priority, Region and Type of Emergency

# HHs in Need Priority / Region	Type of Emergency							Grand Total
	Conflict	Fire	Drought	Flood	Storm	Landslide	Other	
I	35,953	32	30,231	7,750	450	60	8,867	83,344
Afar	200		301	-	450	-	2,398	3,349
Amhara	428	32		50	-	60		570
Gambela	513			2,229			1,160	3,902
Oromia	29,878		2,626	5,011	-	-	5,224	42,739
SNNPR				17	-	-	85	102
Somali	4,935		27,304	443				32,682
II	55,961	60	19,372	5,072		40	8,248	88,753
Afar	386		3,260	3,460			360	7,466
Amhara	1,497			192		16		1,704
Gambela	1,151							1,151
Hareri	578							578
Oromia	11,287	60	7,580	1,181		24	7,888	28,019
Somali	34,417		8,533					42,949
Tigray	6,646			240				6,886
Grand Total	91,914	92	49,604	12,822	450	100	17,115	172,096

FULL ESNFI KIT DISTRIBUTION SUMMARY

By Status, Type of Emergency, Region and Project Holder

* The Ethiopian Red Cross Society distributed Emergency Shelter/NFI for ICRC, UNICEF, IOM and IRC.

# Full ESNFI Kits Status/Type of Emergency/Region	Project Holder						Grand Total
	UNICEF*	IRC*	ICRC*	IOM*	NRC	NDRMC	
Completed	22,399	16,599	12,631	5,660	3,203		60,492
Drought	13,272	4,217		4,000	2,300		23,789
Afar	2,487						2,487
Gambela				500			500
Oromia	2,270						2,270
SNNPR	300						300
Somali	8,215	4,217		3,500	2,300		18,232
Flood		579					579
Gambela		579					579
Others		1,075					1,075
Oromia		1,075					1,075
Conflict	9,127	10,728	12,631	1,660	903		35,049
Gambela		641		400			1,041
Oromia	5,449	10,087	12,631	1,200			29,367
SNNPR	2,800						2,800
Somali	878			60			938
Tigray					903		903
Planned (Funded, procured and allocated)					900		900
Conflict					900		900
Somali					900		900
Grand Total	22,399	16,599	12,631	5,660	4,103		61,392

STOCK & PIPELINE SUMMARY

By Status, Type of Assistance, Donor and Agency

Status / Type of Assistance	Donor/Organization							Grand Total
	ECHO		EHF		ICRC	KFW	OFDA	
	IOM	IRC	IOM	NRC	ICRC	UNICEF	IOM	
In Stock (Prepositioned)								
Full ESNFI Kits			4,100	100	2,500			6,700
Plastic sheets						9,643		9,643
Rope						190		190
Blankets						2,693		2,693
Plates						6,821		6,821
Cups						20,816		20,816
Kettles/ Jugs						11,196		11,196
Cooking ladle						5,218		5,218
Jerry cans						2,761		2,761
Soap						45,084		45,084
Under Procurement								
Full ESNFI Kits	1,100	2,000	3,800	3,000	2,500		3,500	15,900