



Hama: NFI Distribution for returnees in Suran village.

A child from a returnee family in Suran village in North of Rural Hama is carrying plastic mat from the UNCHR distribution point.

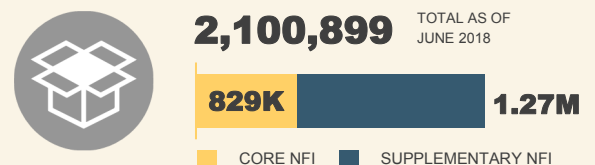
© UNHCR/ R. Alkhouk, R. Alkhouk

KEY POINTS

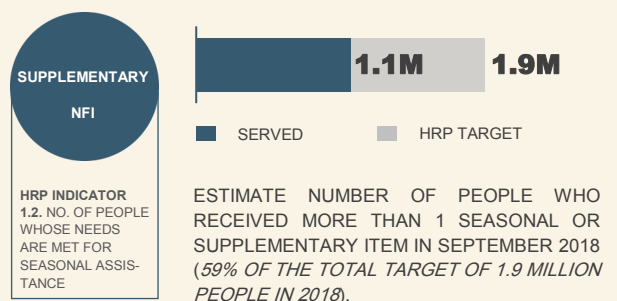
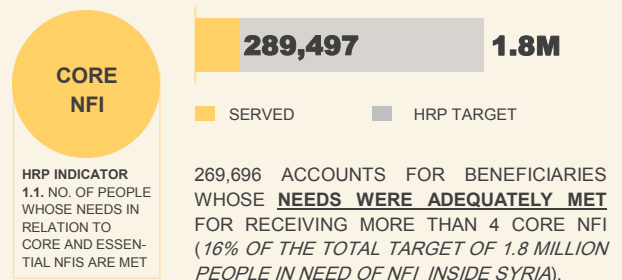
- The NFI sector partners continue to respond to Afrin emergency and since the beginning of the emergency a total of 457,014 non-food items have been distributed in Nubul, Zahra, Tell Rafaat and Aleppo city. Similarly 545,386 non-food items have been distributed to IDP families from Eastern Ghouta living in different IDP sites.
- Distributed non-food items include blankets, mattresses, kitchen sets, hygiene kits, jerry cans, plastic sheet, solar lamp, winter clothing kit, children clothing kit, diapers for elderly/ children, sleeping bags and sleeping mats.
- The NFI sector in cooperation with the protection sector conducted an orientation session on “Mainstreaming protection in NFI responses in emergencies”. The session which was held on the 2nd of May was very interactive.
- During June, the NFI Sector in coordination with its partners contributed to the preparation of IAC plan targeting over 970,000 people in need of humanitarian assistance in 26 different locations for the upcoming two months (Jul-Aug 2018).
- The NFI sector partners have been responding to the NFI needs of IDPs from South West Syria. The sector mapped out the available NFI stock with different sector partners and the total available stock is over 190,500 items.
- NFI sector IM team completed and rolled out NFI sector online catalogue. The catalogue serves as a reference guide for NFI sector member to have detail information about Non-Food items that sector partners distribute. Sector IM updated the 4W templates with the list of updated Communities.

NUMBERS IN BRIEF

TOTAL NFI DISTRIBUTED



BENEFICIARIES ADEQUATELY SERVED



OVERALL REACHED BENEFICIARIES



▶ GAPS AND CHALLENGES

- Based on NFI Post Distribution Monitoring, a limited number of NFIs, poor NFI quality including distribution of damaged items (i.e. broken solar lamps, or wet mattresses), and unorganized distribution are the top distribution issues that confronted beneficiaries. Other distribution challenges reported include unequal distribution, delayed distribution of seasonal items, far distribution point, and non-adherence to minimum standards of distribution point.
- Access and safety are the key challenges in some parts of the country as well as partner capacity and heavy processes along with funding constraints;
- Logistical constraints especially during inter-agency convoy such as road blockage, presence of checkpoints, presence of threats, and proximity to active front lines (i.e. Ar Raqqa) continue to hamper rapid distribution,;
- Lack of actual data on distribution recipients prevent the sector to better measure the actual reached and served beneficiaries;
- Lack of income-generating activities to provide the necessary financial means continues to hamper access to basic household items among the most vulnerable population in need;
- Diminishing active participation among sector members affects coordination and the overall sectorial reach;
- Lack of reliable consolidated information for inter-agency convoy reach affects the sector's ability to determine the extent and impact of its convoy contribution;
- Insufficient number of detailed and comprehensive assessment makes it difficult for the sector to shift its response priorities from distribution of basic essential NFI items to provision of supplementary items.
- Opportunities for systematic field-based data collection remain very limited due to access or authorization restrictions, resulting in incomplete needs analysis in some areas.

CRISIS BACKGROUND: *The crisis in Syrian Arab Republic that started in March 2011 has transformed into a complex emergency that has displaced around 6.1 million people in various parts of the country. As per the 2018 Humanitarian Needs Overview, around 13.1 million people are in need of humanitarian assistance of which around 4.2 million people are in need of shelter support and other multi-sectorial assistance as they continue to struggle in an unsafe and uncertain environment. Due to the protracted nature of the hostilities, many of both displaced and host communities become more vulnerable and their ability to cope and find safe and durable shelter solutions have been greatly affected. The humanitarian community has been challenged to both provide emergency and life-saving shelter solutions while building back community cohesion and resilience through provision of adequate shelter assistance.*



PARTNER IN FOCUS



Pan-Armenian Charity Association (PACA) started its operation in Syria in 1976; it was named Armenian Catholic Archbishopric initially. Pan-Armenian Charity Association has its head office in Quamishli and have sub offices in Al-Hassakeh, Damascus, Lattakia, Kassab, and Aleppo.

PACA is working in partnership with UNICEF for distribution of Non-food items. In addition to standard NFI distribution; PACA also provide NFI support via voucher distribution in Al-Hassakeh Governorate to the displaced people, and other vulnerable groups in the community such as orphans, children with special needs etc.

In addition to NFIs project, PACA also operate a clinic in Dar al-Salam (Al-Hassakeh) for the pregnant and lactating women and malnourish children. PACA work on livelihood and early recovery projects in partnership with UNFPA, UNDP, WHO and UNICEF.

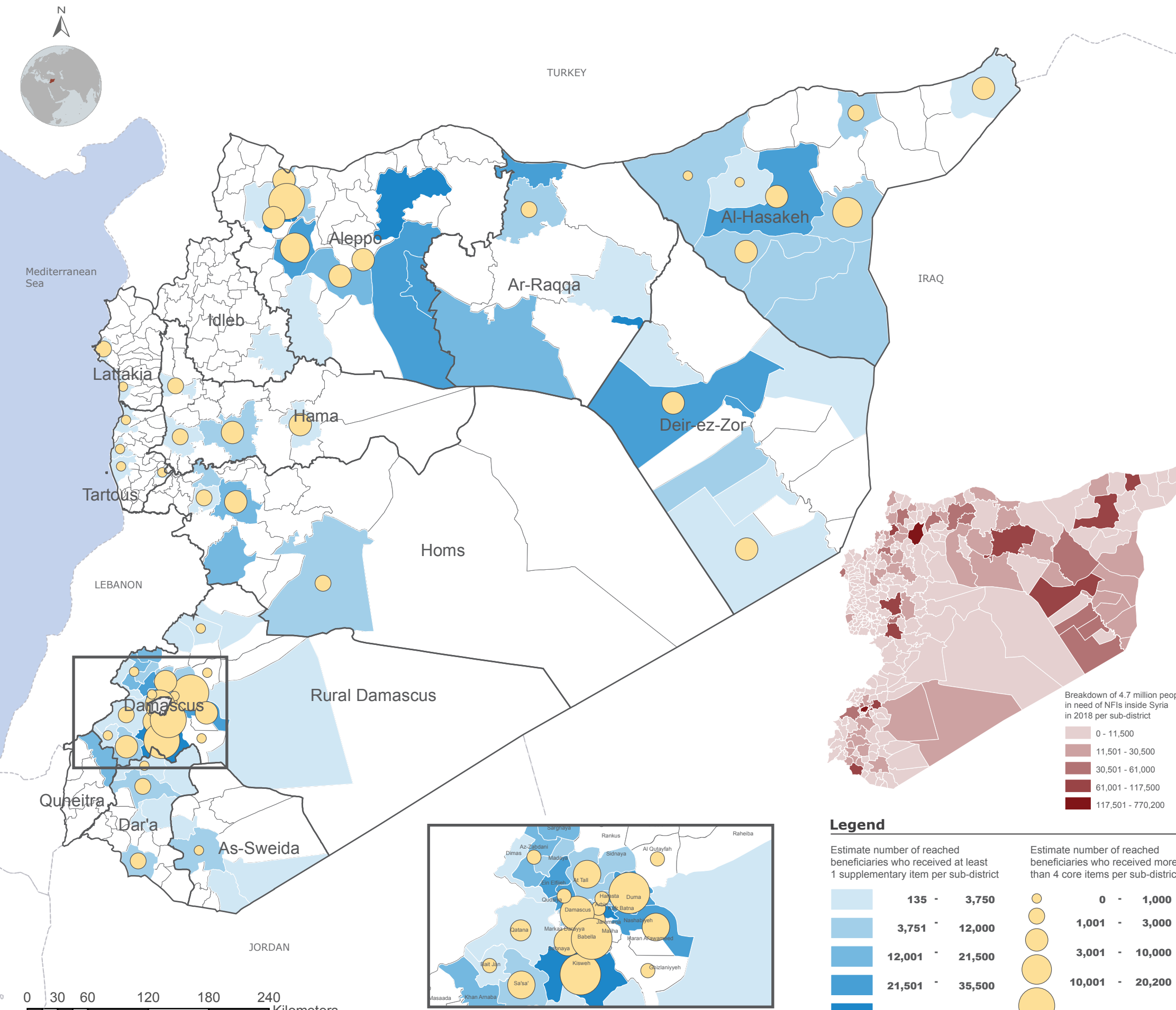
NFI Sector Coordination Team

Joel Andersson, Senior NFI Sector Coordinator (anderssj@unhcr.org)
 Zina Alkhiami, NFI Sector Field Associate (alkhiami@unhcr.org)
 Muhammad Shahzad, IM Officer (shahzadm@unhcr.org)
 Maha Shaban, IM Associate (shabanm@unhcr.org)
 Ashraf Zedane, IM Associate - Aleppo (zedane@unhcr.org)



SYRIA: NFI RESPONSE

Reporting Period: January - June 2018



BENEFICIARIES SERVED

CORE ITEMS

289,497

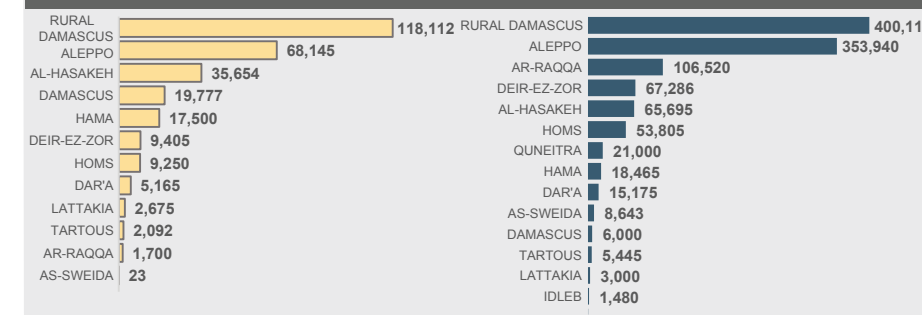
PEOPLE WHOSE NEEDS WERE ADEQUATELY MET FOR RECEIVING MORE THAN 4 CORE NFI (16% OF THE 1.8M TOTAL TARGET PEOPLE IN NEED OF NFI IN SYRIA)

SUPPLEMENTARY ITEMS

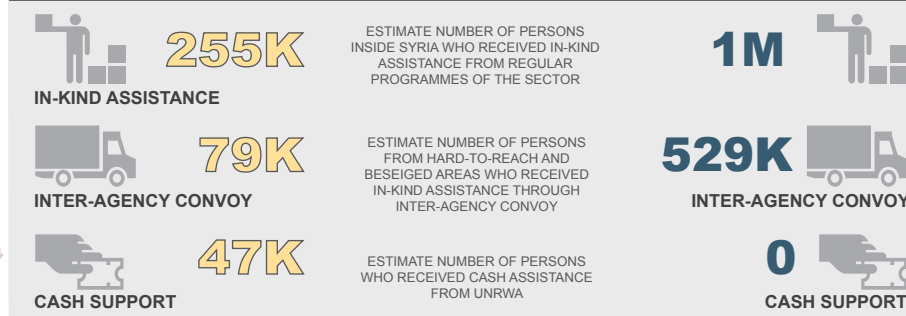
1,126,686

PEOPLE WHO RECEIVED AT LEAST 1 SUPPLEMENTARY ITEM (59% OF THE 1.9M TOTAL TARGET PEOPLE IN NEED OF SUPPLEMENTARY NFI IN SYRIA)

BENEFICIARIES SERVED PER GOVERNORATE




BENEFICIARIES SERVED BY TYPE OF SUPPORT



NOTE: Breakdown of beneficiaries per type of support does not necessarily sum up to the reported number of beneficiaries as some communities may have received more than one type of assistance.

TOTAL NFI DISTRIBUTED PER GOVERNORATE

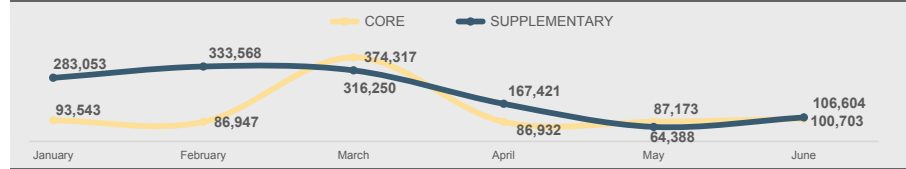


2,100,899
TOTAL NFIs DISTRIBUTED

TOTAL NFI DISTRIBUTED PER TYPE



TOTAL NFI DISTRIBUTION PER MONTH



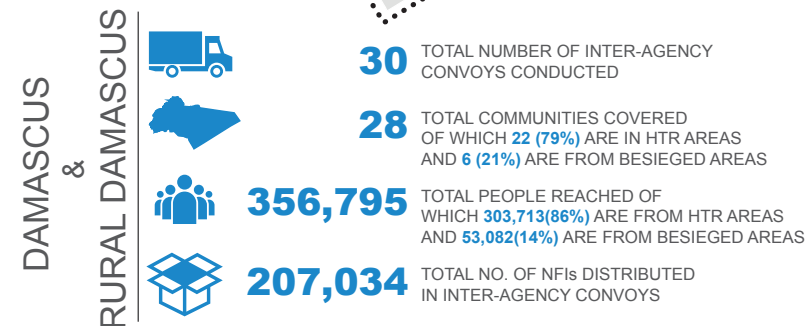
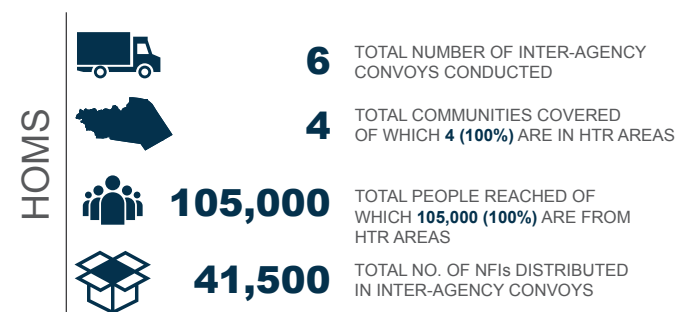
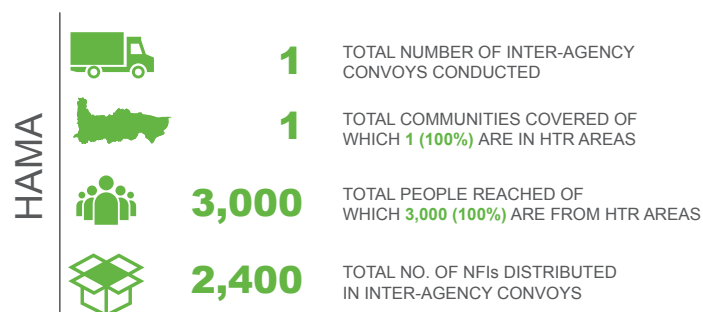
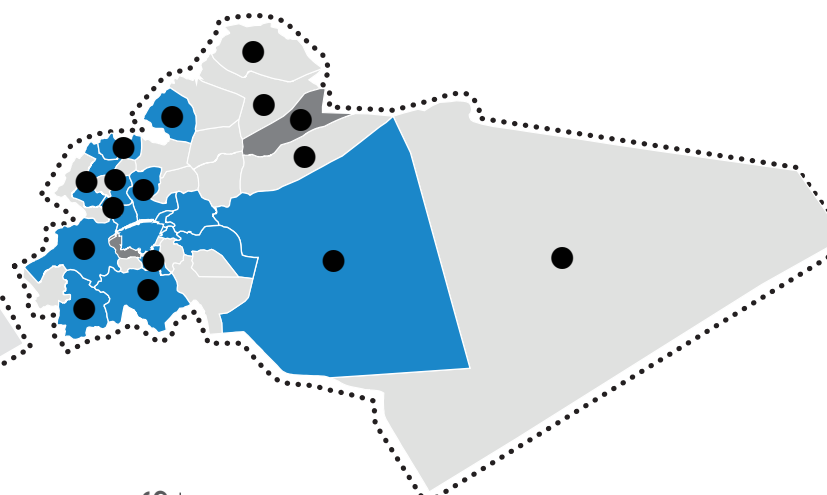
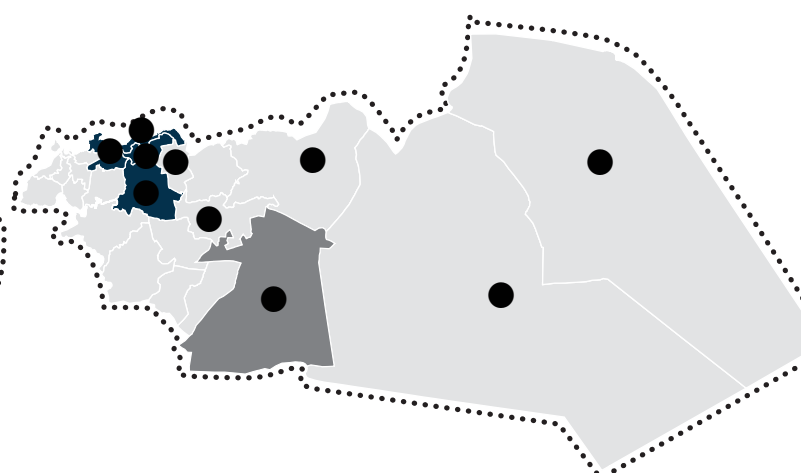
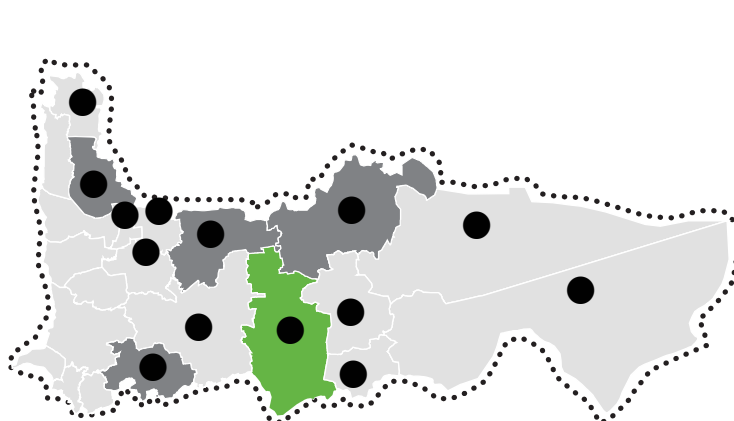
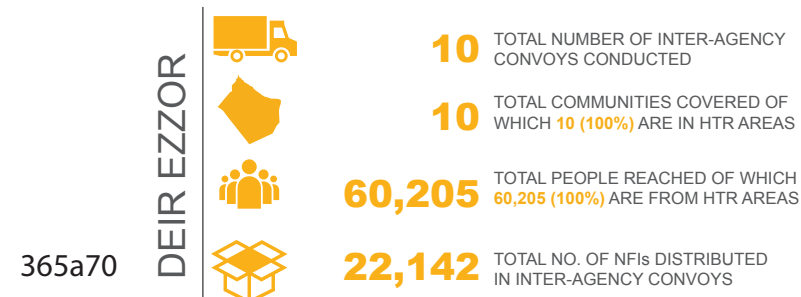
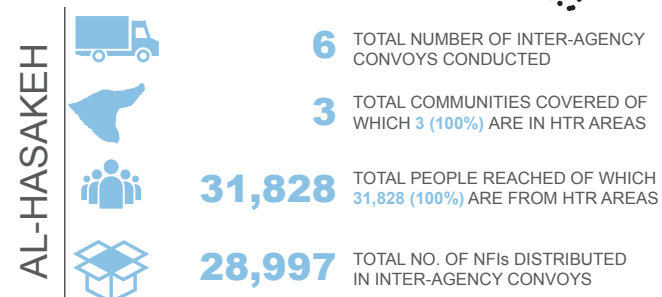
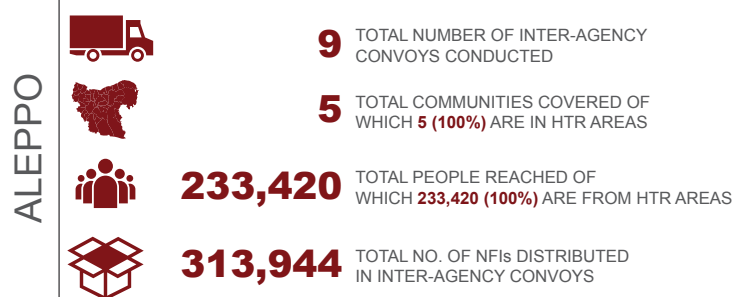
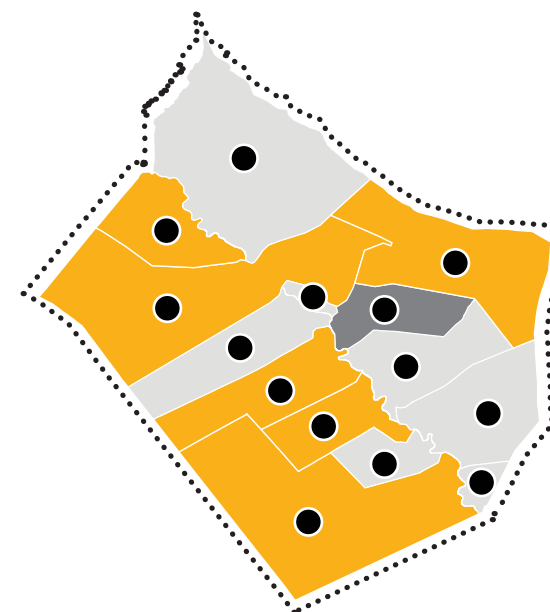
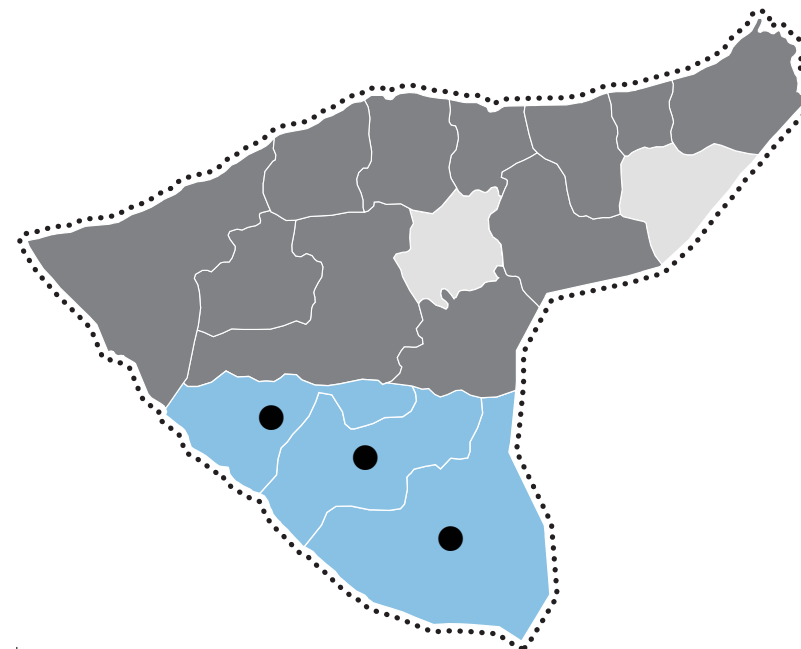
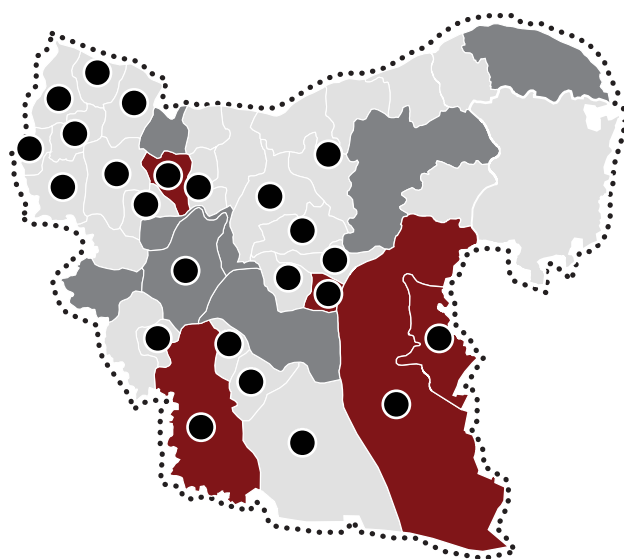
2,467,205

TOTAL NUMBER OF PEOPLE WHO RECEIVED AT LEAST ONE / PART OF NON-FOOD ITEM AS OF JUNE 2018

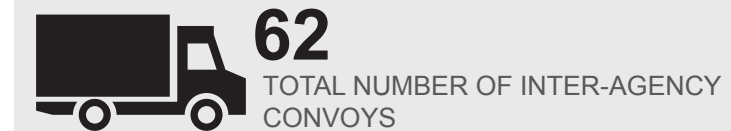


SYRIA: INTER-AGENCY CONVOY

Reporting Period: January - June 2018



SUMMARY



NAME OF BESIEGED AND HTR COMMUNITIES COVERED BY INTER-AGENCY CONVOY (2018)

GOVERNORATE	TOTAL HTR AND BESIEGED COMMUNITIES	REACHED HTR AND BESIEGED COMMUNITIES
ALEPPO	● 588	● 5
AL-HASAKEH	● 30	● 5
DEIR EZZOR	● 136	● 10
HAMA	● 12	● 1
HOMS	● 42	● 4
RURAL DAMASCUS	● 61 ★ 26	● 21 ★ 6
DAMASCUS	● 1 ★ 2	● 1 ★ 0

FOOTNOTE/S:

- A. The beneficiaries of convoy were calculated based on status of communities as per OCHA's list HTR and besieged communities since Feb 2018.
- B. The information presented here only shows GOPA, ICMC, OCHA, UNHCR, UNICEF and UNRWA reports.
- C. One convoy is counted as one completed trip in each day.

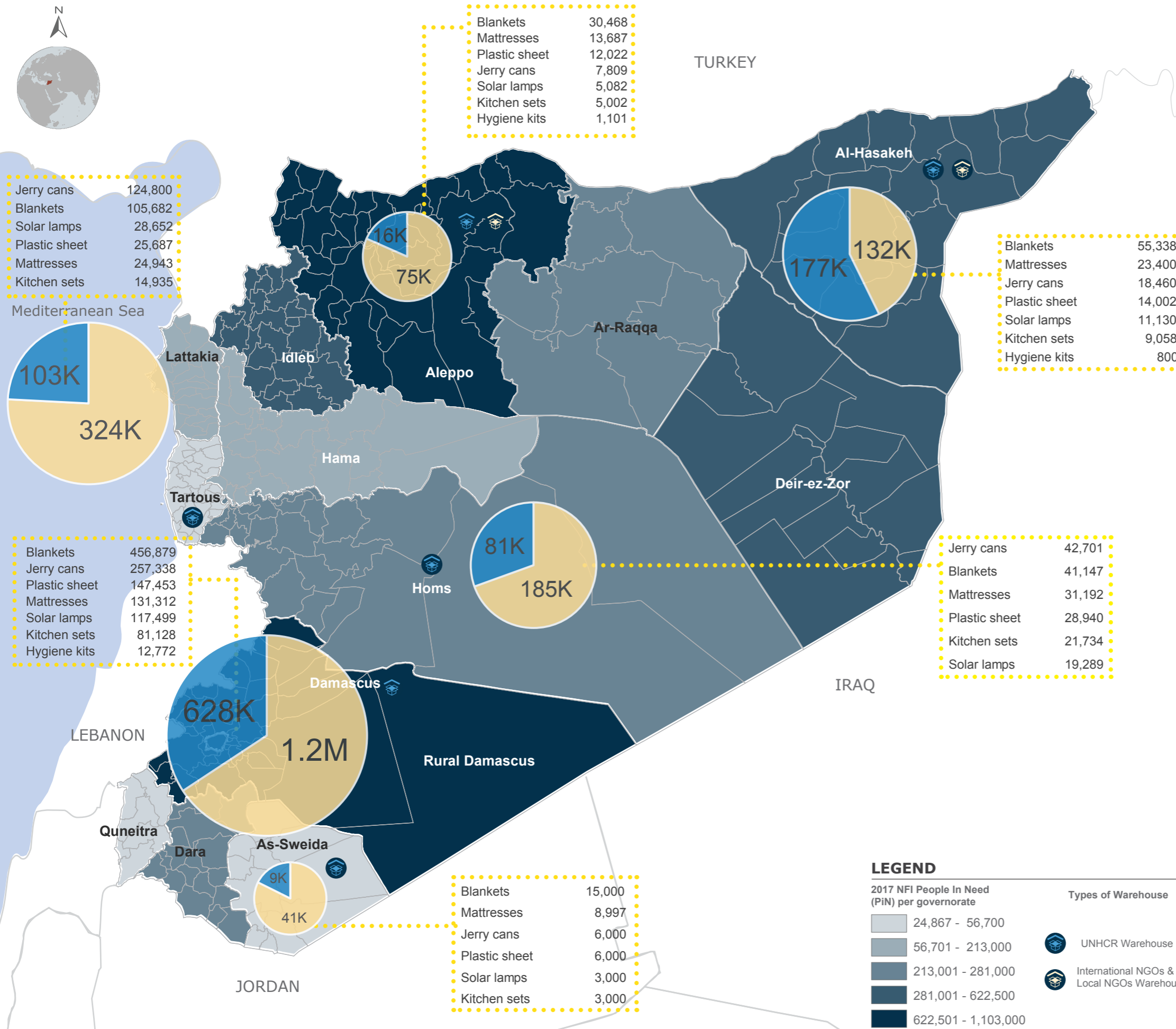
LEGEND

- No. of inter-agency convoys (IACs)
- No. of beneficiaries (persons) reached by IACs
- Sub-districts with besieged communities
- Sub-districts with (HTR) hard-to-reach communities
- Sub-districts with besieged and HTR communities
- No. of distributed non-food items
- Areas covered by convoy in 2016 - 2017



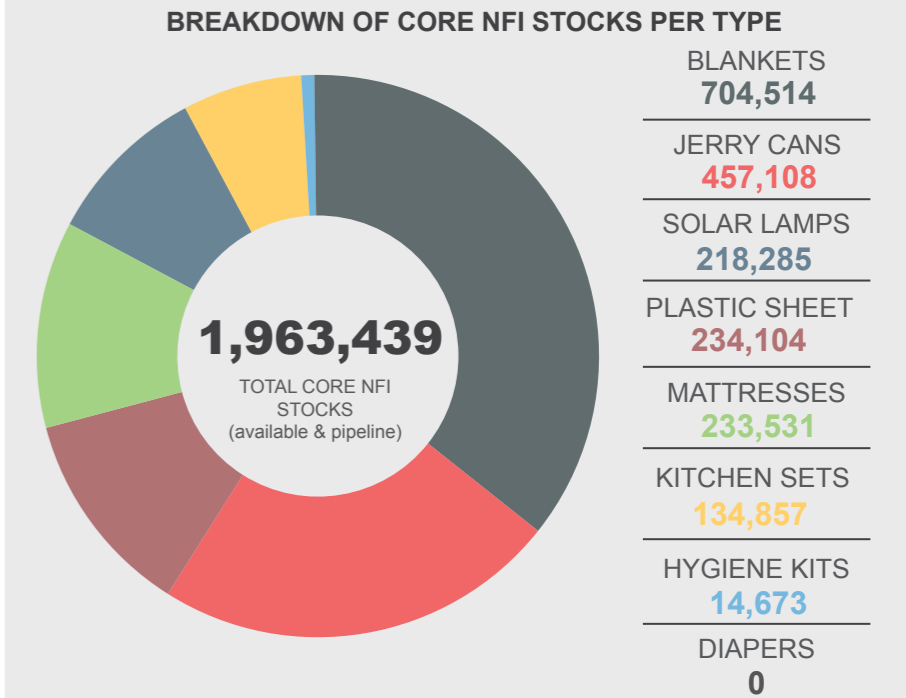
SYRIA: NFI STOCKPILE

Reporting Period: July 2018

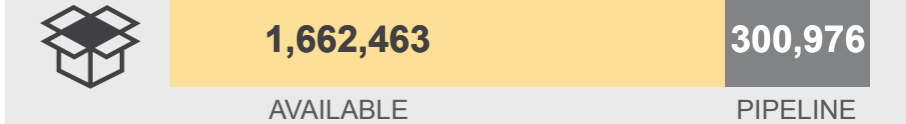


2,979,332 TOTAL CORE AND SUPPLEMENTARY NFI STOCKS AS OF JULY 2018

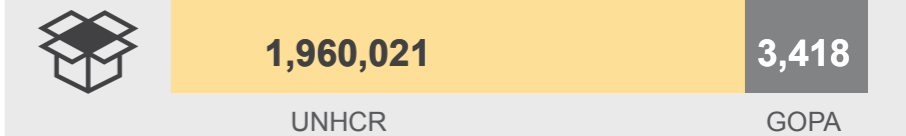
CORE NON-FOOD ITEMS



BREAKDOWN OF CORE NFI STOCKS PER STATUS



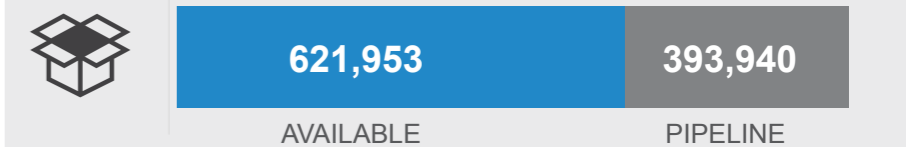
BREAKDOWN OF CORE NFI STOCKS PER AGENCY



SUPPLEMENTARY NON-FOOD ITEMS

1,015,893 TOTAL SUPPLEMENTARY NFI (available and pipeline)

BREAKDOWN OF SUPPLEMENTARY NFI STOCKS PER STATUS



BREAKDOWN OF SUPPLEMENTARY NFI STOCKS PER AGENCY

