

Rural Damascus: NFI sector partners distributing assistance to the IDPs in Rukban settlement, in South East Syria.

UNHCR working with SARC distributed non-food items including core and supplementary items to the IDP families in Rukban settlement on Jordanian boarder

© UNHCR/ A. Chnkjji

▶ MAJOR HIGHLIGHTS

- Al-Hol emergency situation:** Due to ongoing security operation in Hajin area, Deir-ez Zor governorate thousands of people have sought refuge in Al-Hol camp in Hassakeh Governorate. Since early December more than 42,000 displaced population reached to Al Hol camp with more than 12,000 displaced people in second half of February alone. The arrival of large number of IDPs in the camp required to increase the NFI response. 1361 starting the onset of Hajin military operation and the large number arrivals in al-Hol camp early December 2018, so far 28,276 arrival families have been assisted with NFIs such as Jerry cans, family winter clothing kit, children winter clothing kits, blankets, heaters, rubber boots and solar lamps.
- Winterization Plan and Response Update:** The sector partners have been distributing winter items since November 2018. So far, seven sector partners have shared their winter plan (AAH, GOPA, MEDAIR, RSRP, UNHCR, UNICEF and UNRWA) and five sector partners (AAH, MEDAIR, UNHCR, UNICEF and UNRWA) have distributed the winterization items. The total target for 2018-19 winterization is 1.7 million people and a total of 1,405,342 individuals have been assisted with the winter items until the end of February 2019.
- HRP 2019:** A total of 9 NFI HRP projects were received from sector partners. All received projects were vetted by a vetting committee on 5th February. All submitted projects were approved. The total financial requirements for NFI projects for Syria hub is USD 58.07 M, targeting 4.4 against 4.4 M people in need for NFI across the country. Consultation with MoLAE on HRP shelter and NFI narrative has been concluded.
- Sector's IM team updated the 4W reporting tools and conducted a 4W orientation session on 19th Feb 2019 for all the sector partners.** The purpose of the orientation session was to consult and orient the partners on the updated 4W template

NUMBERS IN BRIEF

TOTAL NFI DISTRIBUTED



863,956

TOTAL AS OF
FEBRUARY 2019

251K

606K

■ CORE NFI ■ SUPPLEMENTARY NFI

BENEFICIARIES ADEQUATELY SERVED



**CORE
NFI**

HRP INDICATOR
1.1. NO. OF PEOPLE
WHOSE NEEDS IN
RELATION TO
CORE AND ESSEN-
TIAL NFIS ARE MET

146,042

2.9M

■ SERVED ■ HRP TARGET

146,042 ACCOUNTS FOR BENEFICIARIES WHOSE **NEEDS WERE ADEQUATELY MET** FOR RECEIVING MORE THAN 3 CORE NFI (05% OF THE TOTAL TARGET OF 2.9 MILLION PEOPLE TARGETED BY SYRIA HUB 2019).



**SUPPLEMENTARY
NFI**

HRP INDICATOR
1.2. NO. OF PEOPLE
WHOSE NEEDS
ARE MET FOR
SEASONAL ASSIS-
TANCE

272K

2.9M

■ SERVED ■ HRP TARGET

ESTIMATE NUMBER OF PEOPLE WHO RECEIVED MORE THAN 1 SEASONAL OR SUPPLEMENTARY ITEM IN SEPTEMBER 2018 (9% OF THE TOTAL TARGET OF 2.9 MILLION PEOPLE TARGETED BY SYRIA HUB 2019).

OVERALL REACHED BENEFICIARIES



424,128

TOTAL BENEFICIARIES AS OF FEBRUARY 2019 WHO RECEIVED AT LEAST ONE / PART OF NFI

► GAPS AND CHALLENGES

- Based on last year NFI Post Distribution Monitoring, a limited number of NFIs, poor NFI quality including distribution of damaged items (i.e. broken solar lamps, or wet mattresses), and unorganized distribution are the top distribution issues that beneficiaries confronted with. Other reported distribution challenges include unequal distribution, delayed distribution of seasonal items, far distribution point, and non-adherence to minimum standards of distribution point.
- Access and safety are the key challenges in some parts of the country as well as partner capacity and heavy processes along with funding constraints.
- Lack of actual data on distribution recipients prevents the sector to better measure the actual reached and served beneficiaries.
- Lack of income-generating activities to provide the necessary financial means continues to hamper access to basic household items among the most vulnerable population in need.
- Limited participation of sector members affects coordination and the overall sectorial reach.
- Lack of reliable consolidated information for interagency convoy reach affects the sector's ability to determine the extent and impact of its convoy contribution.
- Opportunities for systematic field-based data collection remain very limited due to access or authorization restrictions, resulting in incomplete needs analysis in some areas.

CRISIS BACKGROUND: The crisis in Syrian Arab Republic that started in March 2011 has transformed into a complex emergency that has displaced around 6.2 million people in various parts of the country. As per the 2019 Humanitarian Needs Overview, around 11.7 million people are in need of humanitarian assistance of which around 5.4 million people are in need of NFI support and other multi-sectorial assistance as they continue to struggle in an unsafe and uncertain environment. The degree of resilience and positive coping mechanism of the affected population have gradually reduced due to the protracted nature of the hostilities. Purchasing power and the ability to provide for their basic household needs have decreased due to economic recession that left many people unemployed and the prospect of accessing essential household items has also declined due to limited access in some areas.



HUMANITARIAN STORY



"I live in Tell Rifat since many years; despite the miserable situation here, we have no other place to go", with these words, Najlaa started her speech describing her case.

She added "My husband was killed five years ago on the road to Aleppo during the war, he was our only source of income. Now I am living with my 3 children. My eldest son, Mahmoud -14 years old-, left his school and started working so we can afford our living cost.

Rimi, 13 years old is still at school, and Rama -9 years old- my youngest daughter is a girl with special needs"

Najlaa sorrowfully continued "I was working in houses' cleaning, but due to the recent situation I become jobless, all we can do is to extremely depend on Mahmoud's income and on kits and aids offered form NGOs".

"Thanks GOPA-DERD for the kits, you have no idea what it means to us, I were so happy when getting it, the clothing kit for Rama and the mattresses were so meaningful. We are not able to buy them, despite the fact that we do need them"

Najlaa concluded.

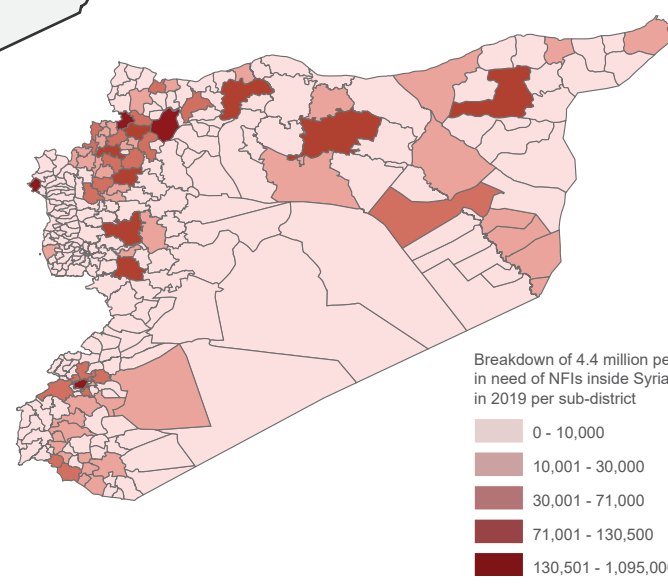
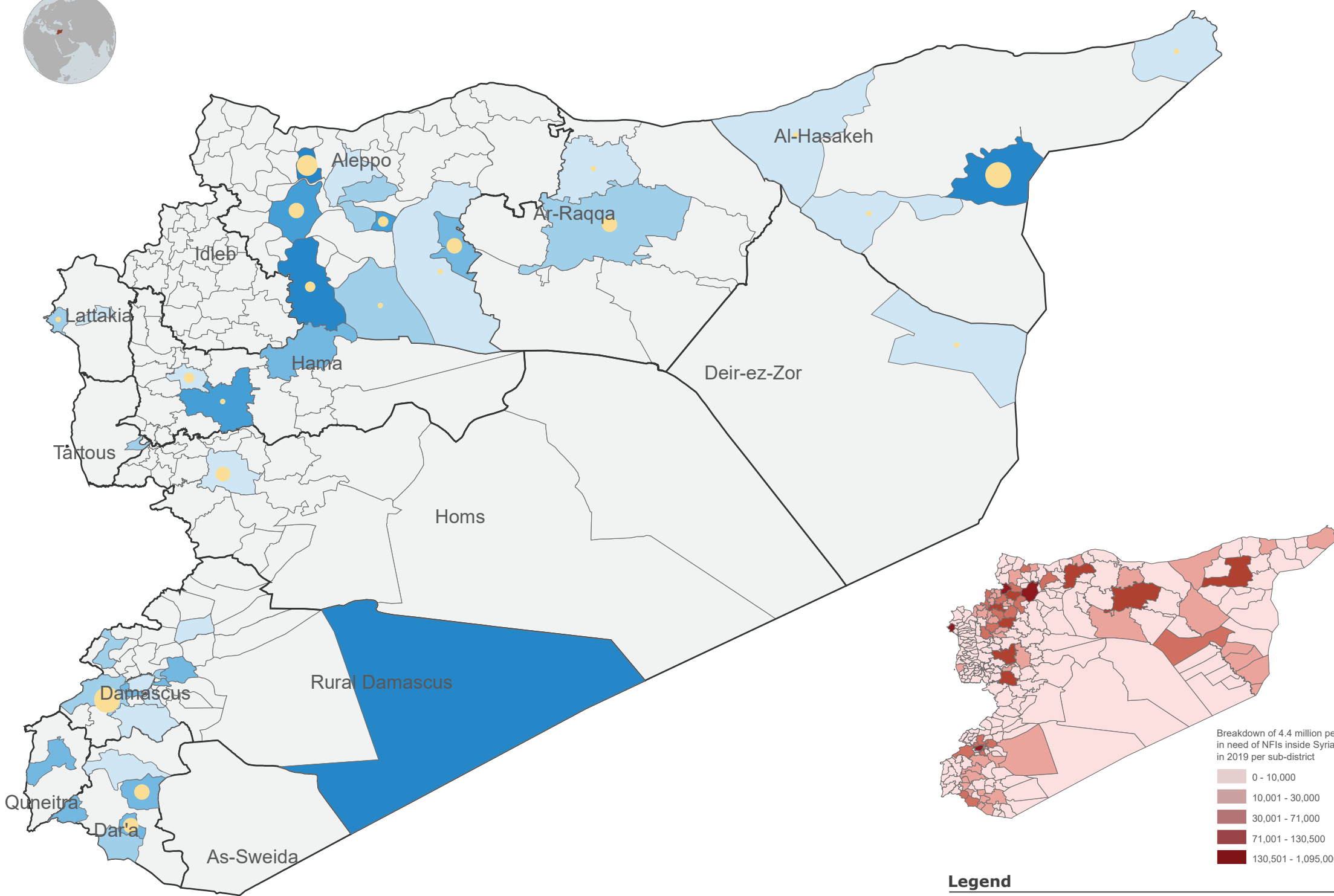
NFI Sector Coordination Team

Pankaj Kumar Singh, Senior NFI Sector Coordinator (singhpa@unhcr.org)
Zina Alkhiami, NFI Sector Assistant Field Officer (alkhiami@unhcr.org)
Muhammad Shahzad, IM Officer (shahzadm@unhcr.org)
Maha Shaaban, IM Associate (shabanm@unhcr.org)



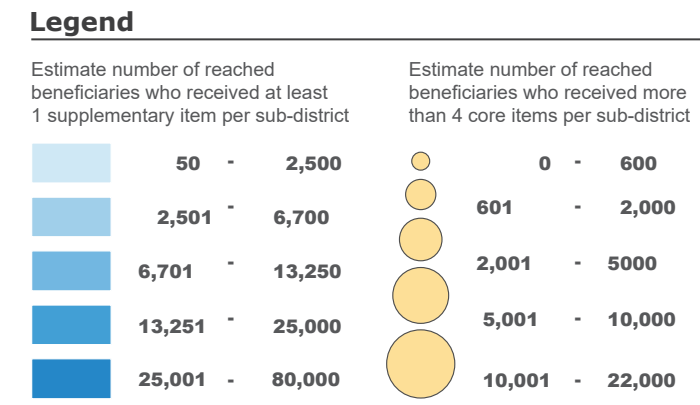
SYRIA: NFI RESPONSE

Reporting Period: January - February 2019



Breakdown of 4.4 million people in need of NFIs inside Syria in 2019 per sub-district

- 0 - 10,000
- 10,001 - 30,000
- 30,001 - 71,000
- 71,001 - 130,500
- 130,501 - 1,095,000



0 30 60 120 180 240 Kilometers

BENEFICIARIES SERVED

CORE ITEMS

146,042


PEOPLE WHOSE NEEDS WERE ADEQUATELY MET FOR RECEIVING MORE THAN 4 CORE NFI (5% OF THE 2.9M TOTAL TARGET PEOPLE IN NEED OF NFI IN SYRIA)

SUPPLEMENTARY ITEMS

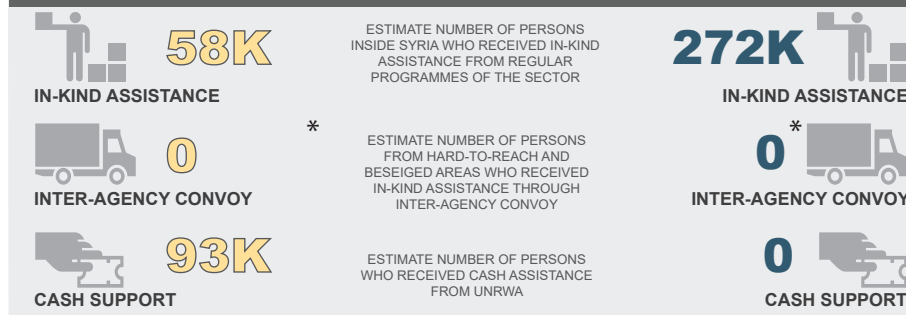
272,932

PEOPLE WHO RECEIVED AT LEAST 1 SUPPLEMENTARY ITEM (9% OF THE 2.9M TOTAL TARGET PEOPLE IN NEED OF SUPPLEMENTARY NFI IN SYRIA)

BENEFICIARIES SERVED PER GOVERNORATE

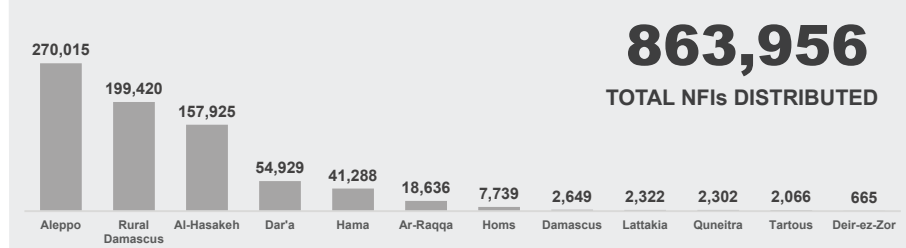


BENEFICIARIES SERVED BY TYPE OF SUPPORT



NOTE: Breakdown of beneficiaries per type of support does not necessarily sum up to the reported number of beneficiaries as some communities may have received more than one type of assistance.

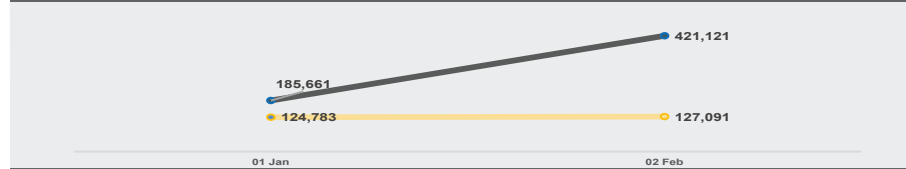
TOTAL NFI DISTRIBUTED PER GOVERNORATE



TOTAL NFI DISTRIBUTED PER TYPE



TOTAL NFI DISTRIBUTION PER MONTH



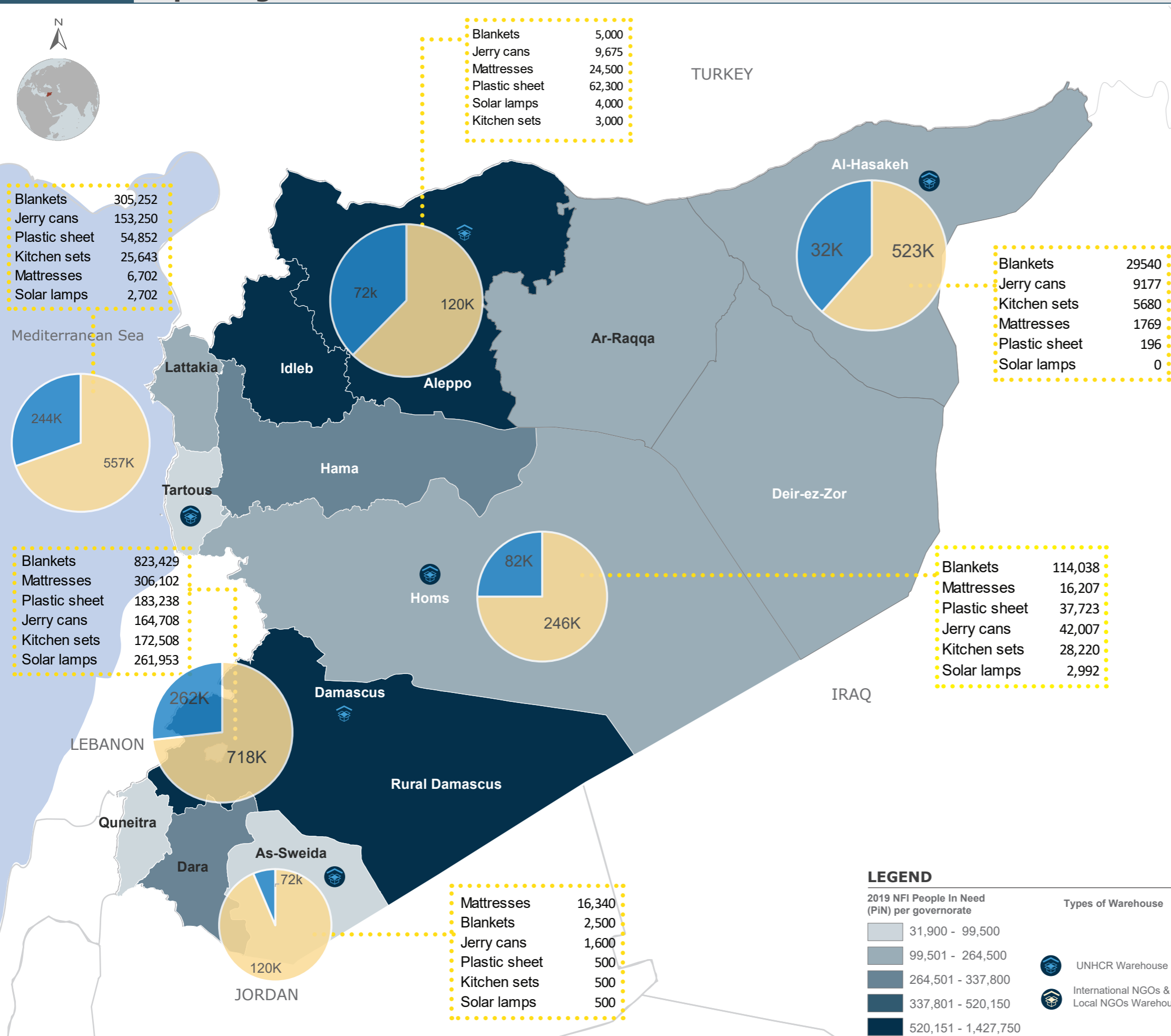
484,128

TOTAL NUMBER OF PEOPLE WHO RECEIVED AT LEAST ONE / PART OF NON-FOOD ITEM AS OF FEBRUAR 2019



SYRIA: NFI STOCKPILE

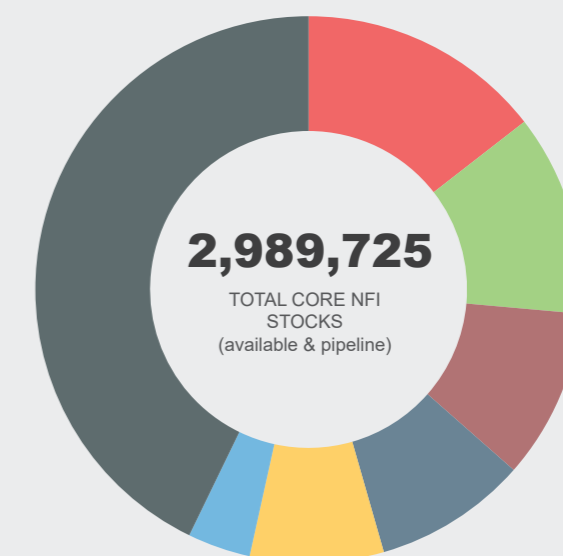
Reporting Period: March 2019



4,441,426 TOTAL CORE AND SUPPLEMENTARY NFI STOCKS AS OF MARCH 2019

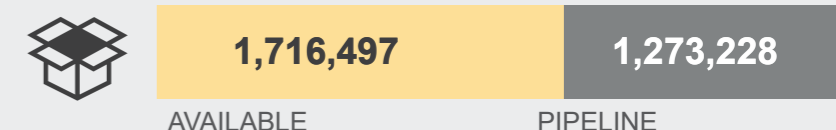
CORE NON-FOOD ITEMS

BREAKDOWN OF CORE NFI STOCKS PER TYPE

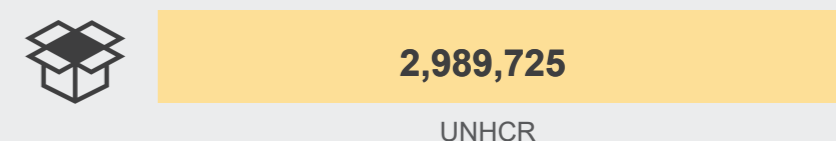


JERRY CANS	433,042
MATTRESSES	356,795
PLASTIC SHEET	301,009
SOLAR LAMPS	271,147
KITCHEN SETS	236,551
HYGIENE KITS	111,422
BLANKETS	1,279,759
DIAPERS	0

BREAKDOWN OF CORE NFI STOCKS PER STATUS



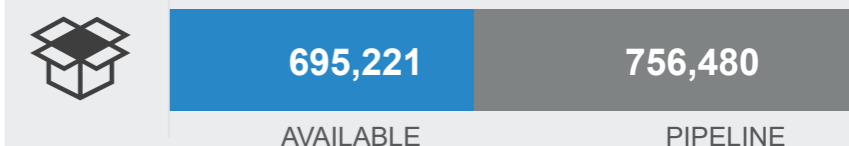
BREAKDOWN OF CORE NFI STOCKS PER AGENCY



SUPPLEMENTARY NON-FOOD ITEMS

1,451,701 TOTAL SUPPLEMENTARY NFI (available and pipeline)

BREAKDOWN OF SUPPLEMENTARY NFI STOCKS PER STATUS



BREAKDOWN OF SUPPLEMENTARY NFI STOCKS PER AGENCY

