

Rural Damascus: NFI sector partners distributing NFIs to the IDPs through aid convoy in a remote settlement.

UNICEF, UNHCR, WFP and other sector partners distributed non-food items to the IDP families which the majority are women and children in Rukban in south-east Syria.

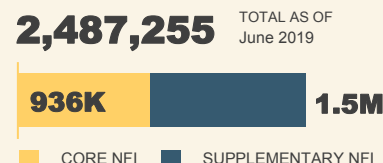
© UNHCR/ M. Khalaf

▶ MAJOR HIGHLIGHTS

- The first allocation of the Syrian Humanitarian Fund is expected to be USD 25 million for all sectors with a focus on reaching areas that were previously inaccessible or expected to have high return. The NFI sector has advocated for inclusion of NFIs for IDPs in newly accessible areas, returnees and host communities in underserved areas of Rural Damascus, Qunetira and Dara'a.
- NFI sector partners continue to respond to the needs in Al-HoL camp in Hasakeh Governorate, All new arrivals have received core NFIs and winterization assistance, benefitting 19,700 families since 4 December, including former residents. Future arrivals will continue to receive non-food items; including mattresses, blankets, sleeping mats, plastic sheets, jerry cans, kitchen sets and solar lamps.

NUMBERS IN BRIEF

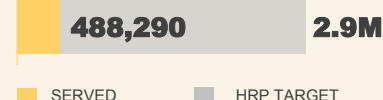
TOTAL NFIs DISTRIBUTED



BENEFICIARIES ADEQUATELY SERVED



CORE NFI



HRP INDICATOR 1.1. NO. OF PEOPLE WHOSE NEEDS IN RELATION TO CORE AND ESSENTIAL NFIS ARE MET

488,290 ACCOUNTS FOR BENEFICIARIES WHOSE **NEEDS WERE ADEQUATELY MET** FOR RECEIVING MORE THAN 3 CORE NFI (17% OF THE TOTAL TARGET OF 2.9 MILLION PEOPLE TARGETED BY SYRIA HUB 2019).



SUPPLEMENTARY NFI



HRP INDICATOR 1.2. NO. OF PEOPLE WHOSE NEEDS ARE MET FOR SEASONAL ASSISTANCE

ESTIMATED NUMBER OF PEOPLE WHO RECEIVED MORE THAN 1 SEASONAL OR SUPPLEMENTARY ITEM IN APRIL 2019 (90% OF THE TOTAL TARGET OF 2.9 MILLION PEOPLE TARGETED BY SYRIA HUB 2019).

OVERALL REACHED BENEFICIARIES



2,652,853

TOTAL BENEFICIARIES AS OF JUNE 2019 WHO RECEIVED AT LEAST ONE NFI ITEM

► GAPS AND CHALLENGES

- Based on last year's NFI Post Distribution Monitoring, the key challenges include a limited number of NFIs, poor NFI quality including distribution of damaged items (i.e. broken solar lamps, or wet mattresses), and unorganized distribution. Other reported distribution challenges include unequal distribution, delayed distribution of seasonal items, far distribution point, and non-adherence to minimum standards of distribution point.
- Access and safety are the key challenges in some parts of the country as well as partner capacity and heavy processes along with funding constraints.
- Lack of actual data on distribution recipients prevents the sector to better measure the actual reached and served beneficiaries.
- Lack of income-generating activities to provide the necessary financial means continues to hamper access to basic household items among the most vulnerable population in need.
- Lack of reliable consolidated information for interagency convoy reach affects the sector's ability to determine the extent and impact of its convoy contribution.
- Opportunities for systematic field-based data collection remain very limited due to access or authorization restrictions, resulting in incomplete

CRISIS BACKGROUND: The crisis in Syrian Arab Republic that started in March 2011 has transformed into a complex emergency that has displaced around 6.2 million people in various parts of the country. As per the 2019 Humanitarian Needs Overview, around 11.7 million people are in need of humanitarian assistance of which around 5.4 million people are in need of NFI support and other multi-sectorial assistance as they continue to struggle in an unsafe and uncertain environment. The degree of resilience and positive coping mechanism of the affected population have gradually reduced due to the protracted nature of the hostilities. Purchasing power and the ability to provide for their basic household needs have decreased due to economic recession that left many people unemployed and the prospect of accessing essential household items has also declined due to limited access in some areas.

RECENT DISTRIBUTIONS



© MSJM in Tal Arn, Al-Safira, Aleppo



© UNHCR and SARC in Big Oweinat, Aleppo



© UN agencies in Rukban, Rural Damascus

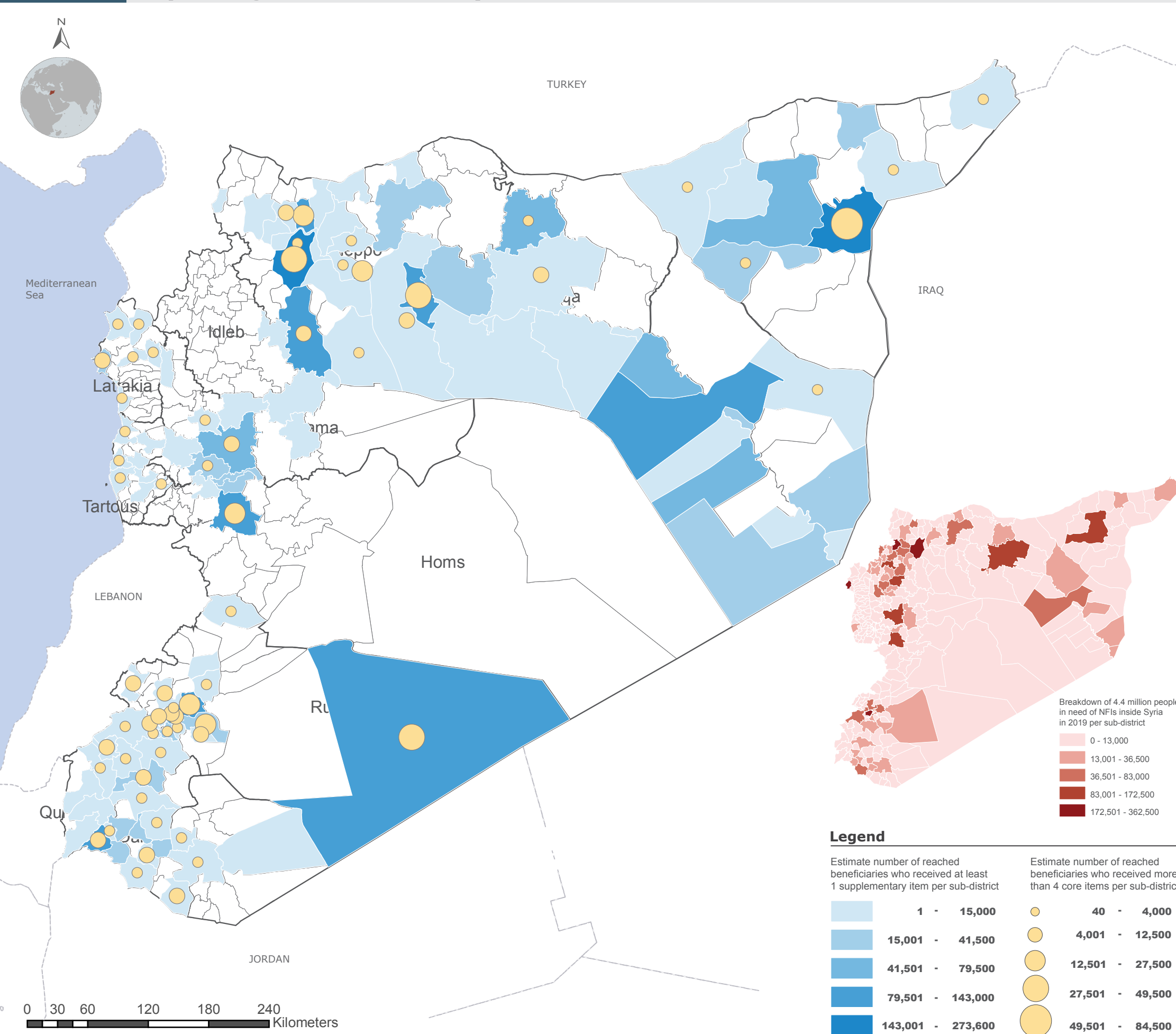
NFI Sector Coordination Team

Marguerite Nowak, Senior NFI Sector Coordinator (nowak@unhcr.org)
 Zina Alkhiami, NFI Sector Assistant Field Officer (alkhiami@unhcr.org)
 Muhammad Shahzad, IM Officer (shahzadm@unhcr.org)
 Maha Shaaban, IM Associate (shabanm@unhcr.org)



SYRIA: NFI RESPONSE

Reporting Period: January - June 2019



Breakdown of 4.4 million people in need of NFIs inside Syria in 2019 per sub-district

- 0 - 13,000
- 13,001 - 36,500
- 36,501 - 83,000
- 83,001 - 172,500
- 172,501 - 362,500

Legend

Color	Estimate number of reached beneficiaries who received at least 1 supplementary item per sub-district	Color	Estimate number of reached beneficiaries who received more than 4 core items per sub-district
Lightest Blue	1 - 15,000	Smallest Yellow Circle	40 - 4,000
Light Blue	15,001 - 41,500	Small Yellow Circle	4,001 - 12,500
Medium Light Blue	41,501 - 79,500	Medium Yellow Circle	12,501 - 27,500
Medium Blue	79,501 - 143,000	Large Yellow Circle	27,501 - 49,500
Darkest Blue	143,001 - 273,600	Largest Yellow Circle	49,501 - 84,500

BENEFICIARIES SERVED

CORE ITEMS

488,290

PEOPLE WHOSE NEEDS WERE ADEQUATELY MET FOR RECEIVING MORE THAN 4 CORE NFI (17% OF THE 2.9M TOTAL TARGET PEOPLE IN NEED OF NFI IN SYRIA)

SUPPLEMENTARY ITEMS

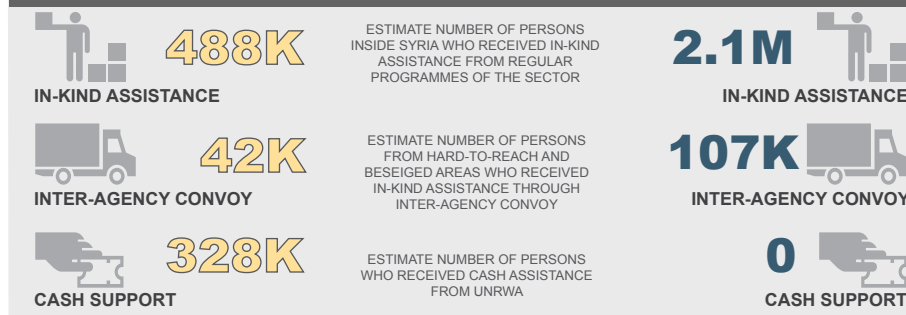
2,614,993

PEOPLE WHO RECEIVED AT LEAST 1 SUPPLEMENTARY ITEM (90% OF THE 2.9M TOTAL TARGET PEOPLE IN NEED OF SUPPLEMENTARY NFI IN SYRIA)

BENEFICIARIES SERVED PER GOVERNORATE

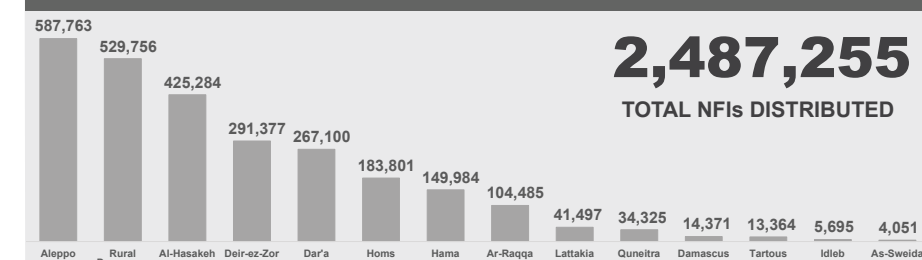
Governorate	Core Items	Supplementary Items
RURAL DAMASCUS	145,030	582,166
ALEPPO	141,225	529,756
AL-HASAKEH	88,836	416,449
DAR'A	43,655	291,377
HOMS	19,246	263,282
LATTAKIA	11,256	173,356
HAMA	10,600	148,317
DAMASCUS	8,965	104,286
AR-RAQQA	8,002	39,574
TARTOUS	5,375	30,783
QUNEITRA	3,542	14,341
AS-SWEIDA	2,291	13,364
DEIR-EZ-ZOR	267	5,695
AS-SWEIDA		2,247

BENEFICIARIES SERVED BY TYPE OF SUPPORT



NOTE: Breakdown of beneficiaries per type of support does not necessarily sum up to the reported number of beneficiaries as some communities may have received more than one type of assistance.

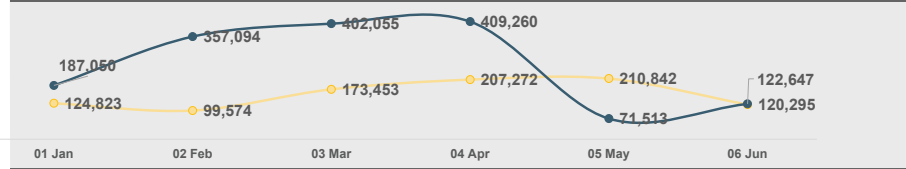
TOTAL NFI DISTRIBUTED PER GOVERNORATE



TOTAL NFI DISTRIBUTED PER TYPE



TOTAL NFI DISTRIBUTION PER MONTH



TOTAL BENEFICIARIES SERVED

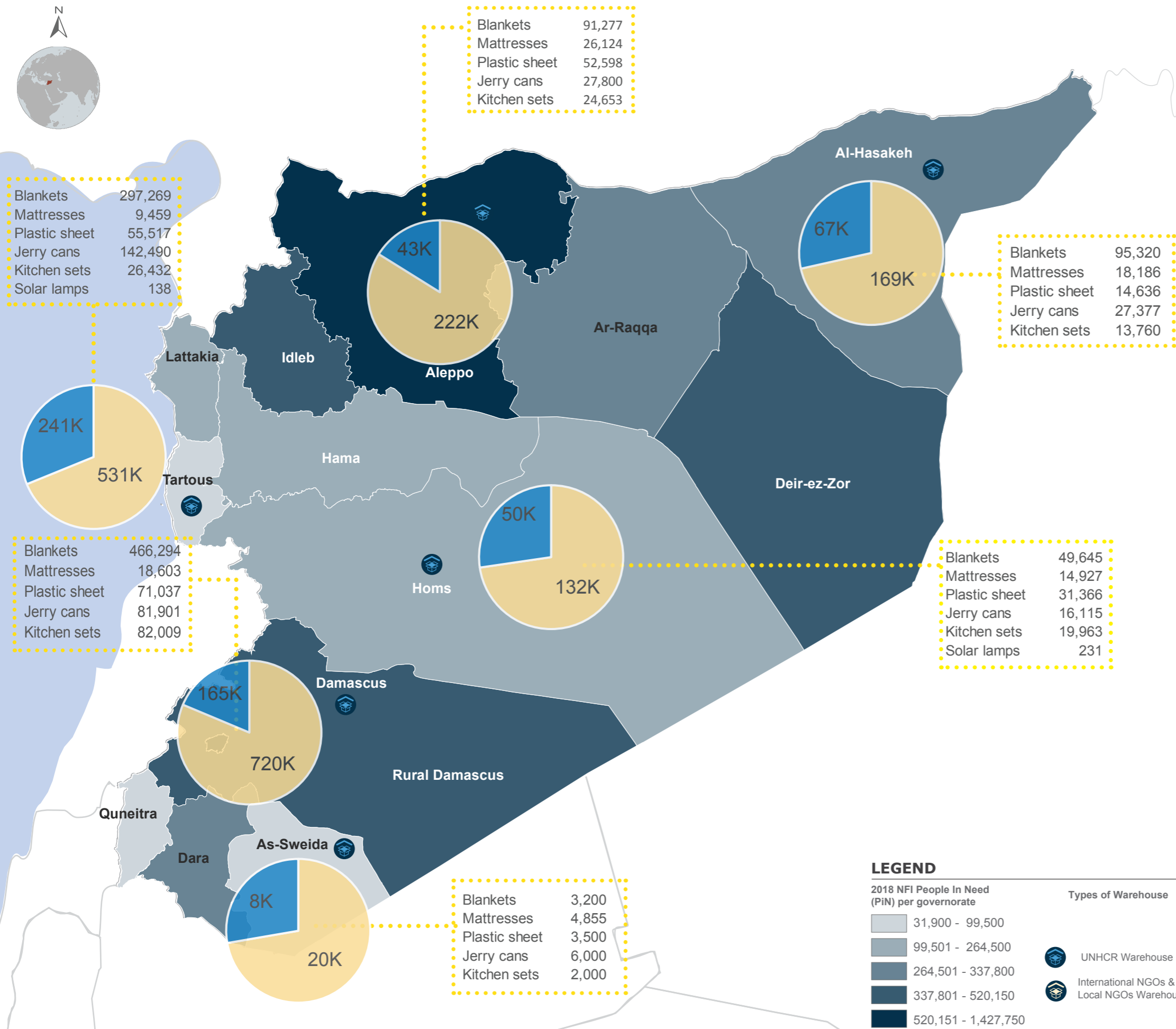
2,652,853

TOTAL NUMBER OF PEOPLE WHO RECEIVED AT LEAST ONE / PART OF NON-FOOD ITEM AS OF JUNE 2019



SYRIA: NFI STOCKPILE

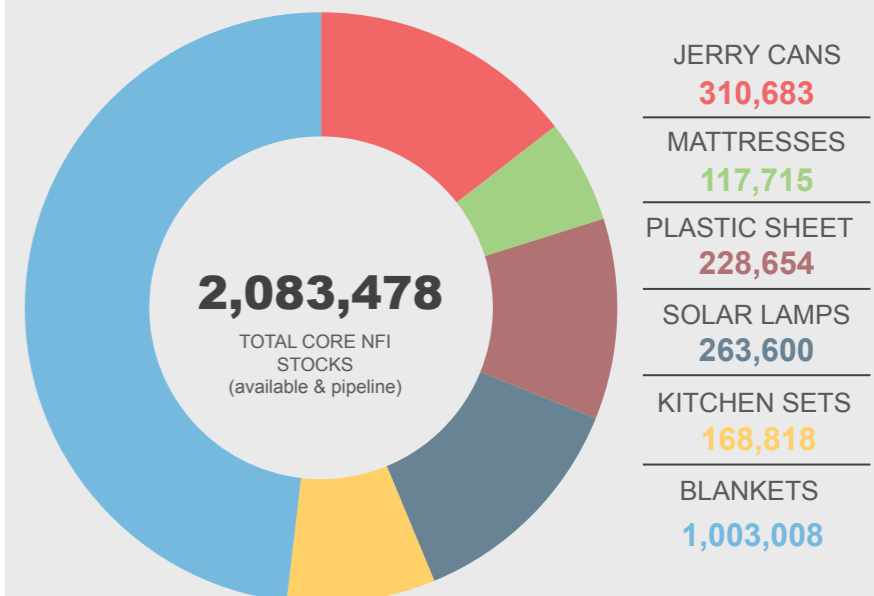
Reporting Period: July 2019



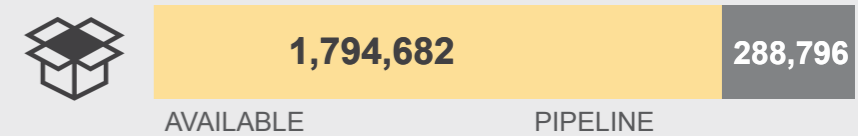
3,412,029 TOTAL CORE AND SUPPLEMENTARY NFI STOCKS AS OF JULY 2019

CORE NON-FOOD ITEMS

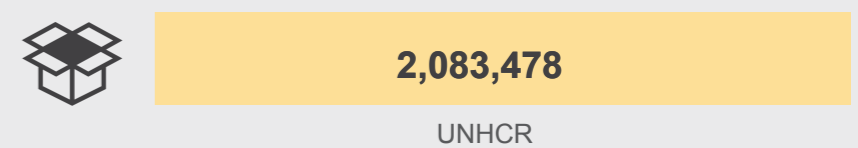
BREAKDOWN OF CORE NFI STOCKS PER TYPE



BREAKDOWN OF CORE NFI STOCKS PER STATUS



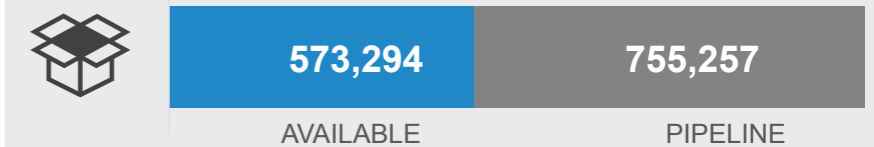
BREAKDOWN OF CORE NFI STOCKS PER AGENCY



SUPPLEMENTARY NON-FOOD ITEMS

1,328,551 TOTAL SUPPLEMENTARY NFI (available and pipeline)

BREAKDOWN OF SUPPLEMENTARY NFI STOCKS PER STATUS



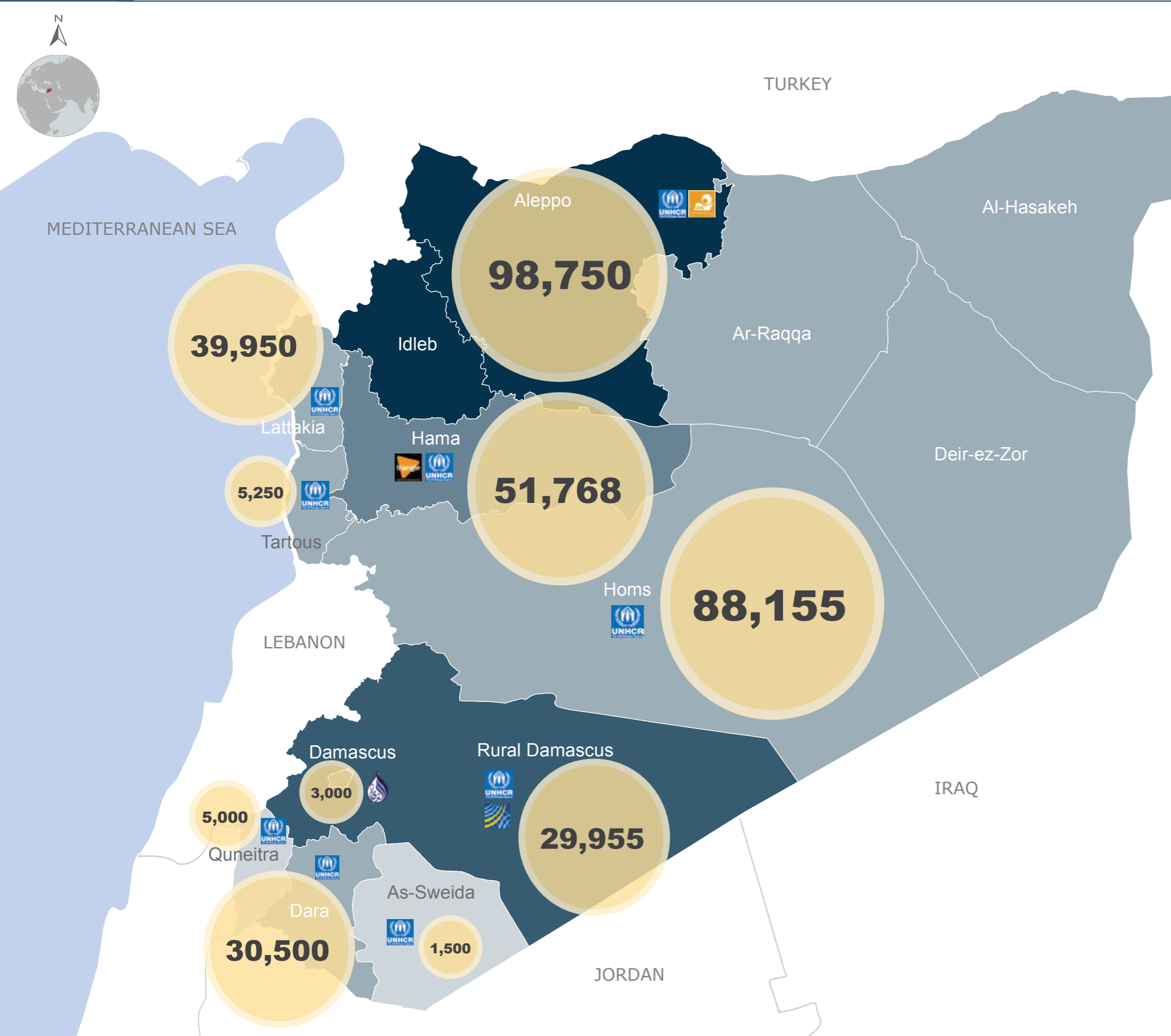
BREAKDOWN OF SUPPLEMENTARY NFI STOCKS PER AGENCY





SYRIA: NFI 2-MONTH DISTRIBUTION PLAN

Reporting Period: July and August 2019

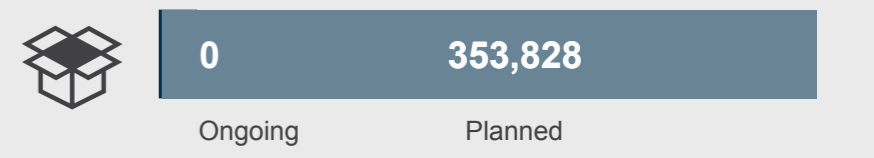


SUMMARY

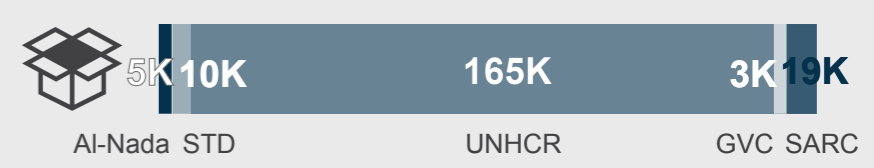


TARGET NUMBER OF BENEFICIARIES (PERSONS) FOR IN-KIND DISTRIBUTION FOR JULY AND AUGUST 2019 BY NFI SECTOR SYRIA HUB

BREAKDOWN OF BENEFICIARIES OF 2-MONTH PLAN DISTRIBUTION PER STATUS



BREAKDOWN OF BENEFICIARIES OF 2-MONTH PLAN DISTRIBUTION PER AGENCY



NOTE: This two month distribution plan is only tentative as factors such as access and security have impact in the actual plan implementation.

LEGEND

2019 NFI People In Need (PiN) per governorate

- 16,000 - 88,000
- 88,001 - 271,500
- 271,501 - 556,500
- 556,501 - 789,500
- 789,501 - 1,028,750

- UNHCR
- GVC
- STD
- Triangle
- AI-Nada
- Number of beneficiaries (persons)