

2019

# HUMANITARIAN NEEDS OVERVIEW

PEOPLE IN NEED

6.7M

NOV 2018



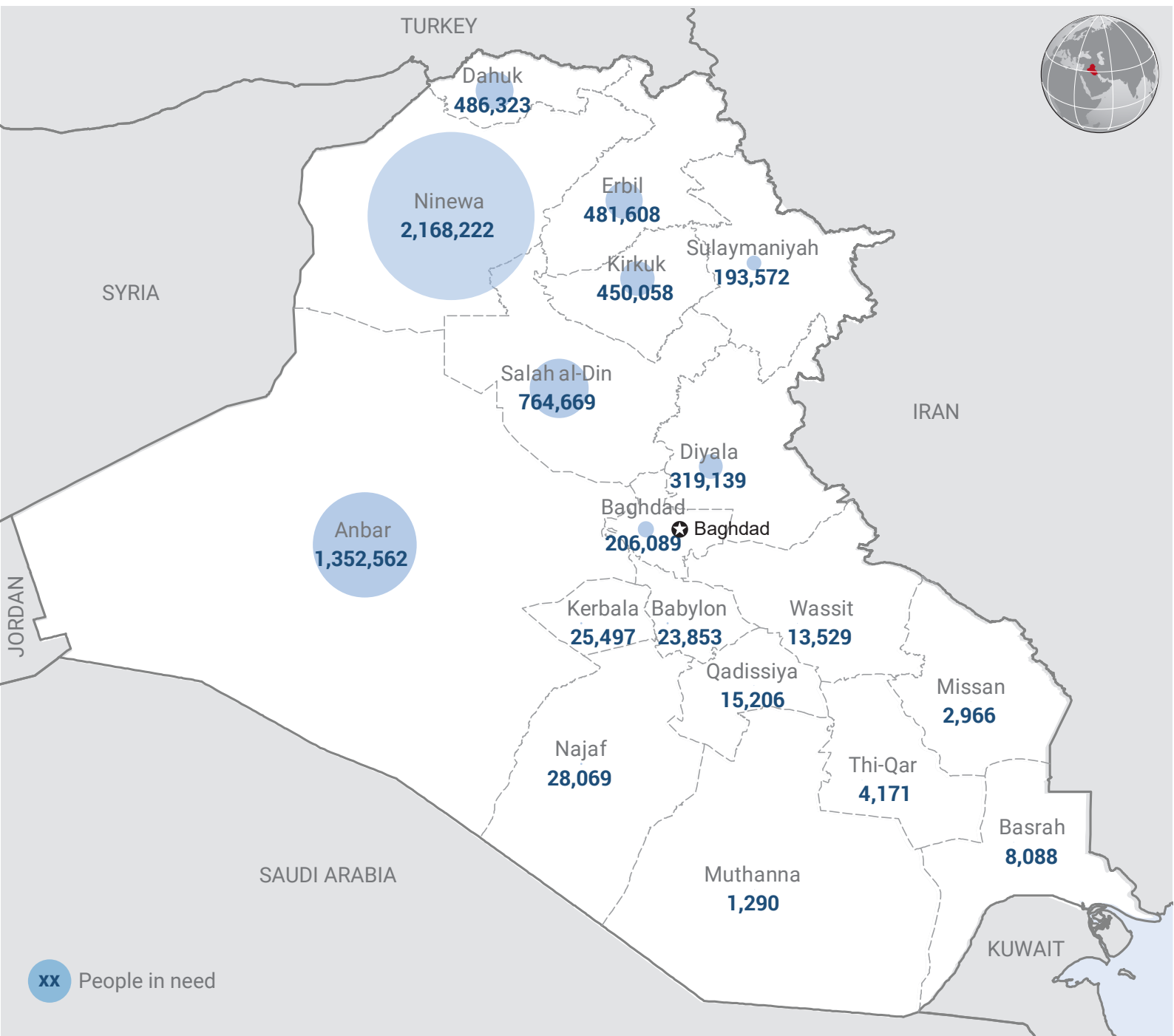

IRAQ

TOTAL POPULATION  
OF IRAQ

37M

PEOPLE IN NEED

6.7M



Source: Iraq Humanitarian Profile, August 2018








This document is produced on behalf of the Iraq Humanitarian Country Team (HCT) and partners, and provides the Humanitarian Country Team's shared understanding of the crisis, including the most pressing humanitarian needs and the estimated number of people who need assistance.

While this provides a consolidated evidence base that helps inform joint strategic response planning, some of the figures provided throughout the document are estimates based on best available datasets and agreed-upon methodologies.

The designation employed and the presentation of material and maps in this report do not imply the expression of any opinion whatsoever on the part of the Humanitarian Country Team and partners concerning the legal status of any country, territory, city or area or of its authorities, or concerning the delimitation of its frontiers or boundaries.

This version was issued on 16 December 2018.

# PART I: SUMMARY

-  Humanitarian needs & key figures
-  Impact of the crisis
-  The Iraq context
-  Breakdown of people in need
-  Severity of need
-  Centrality of protection and accountability to affected people
-  Access and operational challenges

## HUMANITARIAN

## NEEDS &amp; KEY FIGURES

The humanitarian context in Iraq has transitioned into a new phase. Although Iraq is currently in a post-conflict landscape after the end of military operations against the Islamic State in Iraq and the Levant (ISIL), there are unpredictable dynamics throughout the country, impacting humanitarian programming. Asymmetric attacks by armed groups continue to be carried out along with small scale military operations, resulting in new displacement and impacting the IDP return rate. In tandem, new sources of instability are also emerging linked to rising poverty rates, delays in community reconciliation, lack of livelihood opportunities, and political and social tensions which cause small-scale new displacement.

Over the last programming cycle, the number of internally displaced persons (IDPs) returning to their areas of origin has reached 4 million, while approximately 2 million remain displaced. Although major efforts are underway to rebuild the country and jump-start local economies, significant barriers to return endure, including security concerns, fear and trauma; lack of social cohesion; issues related to documentation; lack of livelihoods; and destroyed or damaged housing. As return rates level out, protracted displacement and the sustainability of returnees are concerns which need to be addressed, as a growing number of Iraqis are forced to make increasingly negative or high-risk choices in order to cope. With protracted displacement expected to endure in 2019, humanitarian assistance must continue targeting IDPs both in-camp and in out-of-camp settings. Special attention is needed for individuals with perceived affiliations to extremist groups, who are often subjected to stigma from their communities, discrimination and are often barred from returning home. Overall, an estimated 6.7 million people in Iraq, including 3.3 million children (under age 18) and 3.3 million women and girls, continue to need some form of humanitarian assistance and protection.

04

## KEY HUMANITARIAN NEEDS



Protection remains the overarching humanitarian priority for 2019. The importance of safe, voluntary, informed, dignified and sustainable return of displaced people cannot be overestimated if Iraq is to thrive in a post-ISIL context. Multiple pressing protection concerns remain, including retaliation against people with perceived affiliations to extremist groups; ethno-sectarian violence; forced, premature and obstructed returns; a lack of civil documentation; IDPs and returnees who require specialized psychosocial support; high UXO contamination of land (including private houses); and housing, land and property issues. Incursions and intimidation by armed security actors continue to be recorded both in-camp and in informal settlements: 87 violations were reported from January to August 2018 across Iraq, affecting over 10,000 individuals.<sup>1</sup> Women and children continue to be exposed to multiple protection risks; child labour and child marriage among IDP and returnee children is more prevalent than in recent years, while over 10 per cent of children are reported to experience psychosocial distress.<sup>2</sup>



Displaced people in-camp and out-of-camp settings continue to depend on the provision of humanitarian assistance to meet their basic needs, despite

significant ongoing efforts to re-open schools, establish health centres, and restore electricity, water and sewage grids. Camp services and infrastructure must be scaled up and improved in order to meet minimum standards and serve the 482,000 displaced people living in 135 camps. At the same time, at least 155,000 IDPs living in critical shelters<sup>3</sup> remain severely underserved and may resort to negative coping strategies to survive.



Challenges to secure livelihood opportunities are among the top three needs cited by both people in displacement and people who have returned to their areas of origin. Difficulties in accessing employment and livelihoods limits the possibility for IDPs to obtain shelter, food and essential non-food items; it can also impede returnees in securing services including health, utilities and education. Of those able to be credibly assessed, it is estimated that 24 per cent of IDP families are using emergency negative coping mechanisms to address their most basic needs, including children dropping out of school to work, criminal acts, child marriage and forced marriage. More than 60 per cent of the affected people surveyed reported incurring debt, the majority for meeting basic needs; the average amount of debt per household is 2.2 million IQD (equivalent of US\$ 1,800).<sup>4</sup> The situation is critical in several districts, including Mosul, where 80 per cent of youth between 18 and 25 are currently unemployed.

1. CPI Notes from January to August 2018 based on Forced Eviction & Returns Tracking (FERT) Matrix, Rapid Protection Assessment Reports and partner reports.

2. Education Cluster analysis based on Multi Cluster Needs Assessment (MCNA) Round VI, August 2018.

3. IOM DTM IDPs and Returnees Master List, as of October 2018.

4. REACH Initiative, Multi Cluster Needs Assessment Round VI, August 2018.

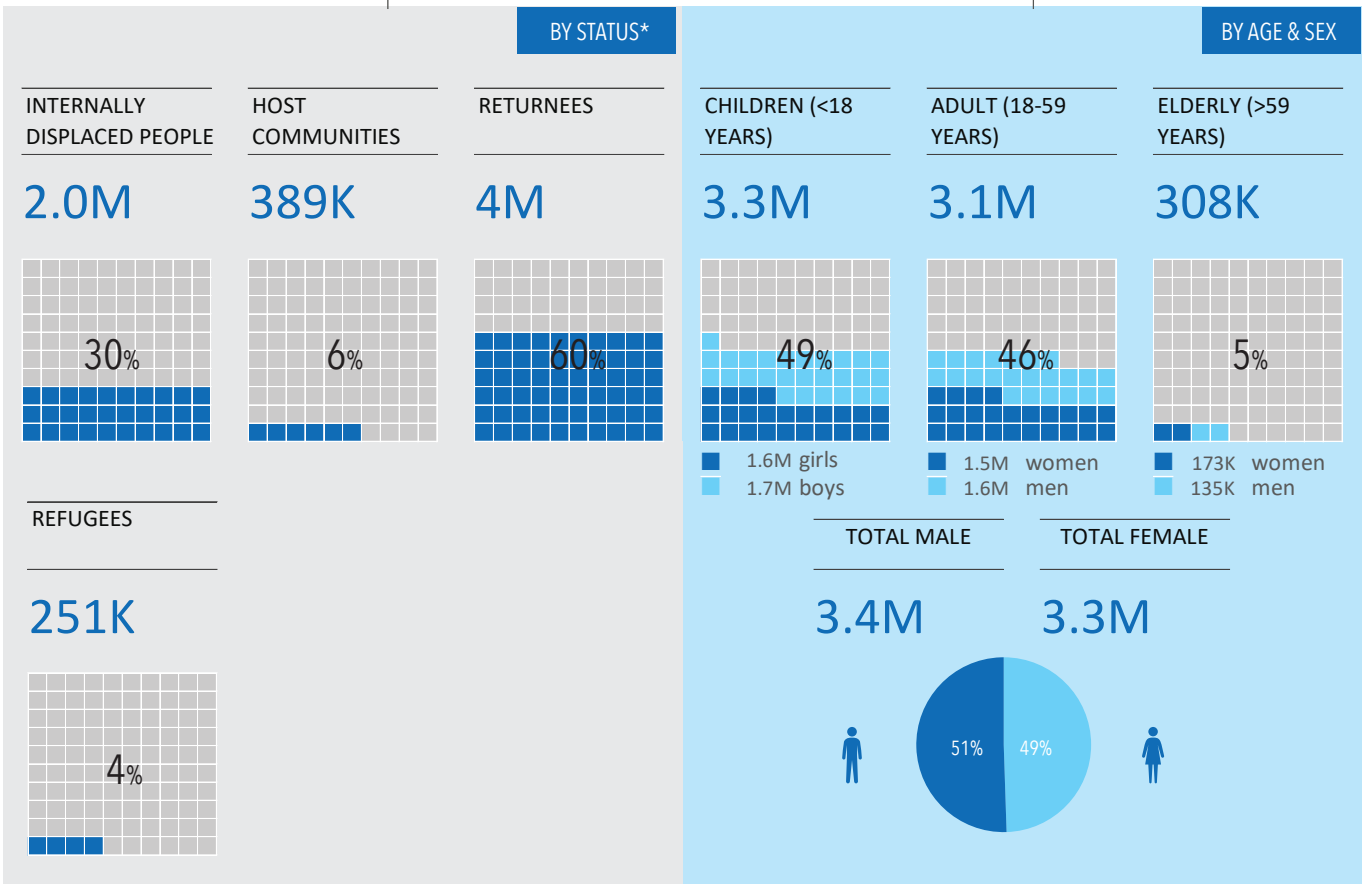
TOTAL POPULATION



NUMBER OF PEOPLE LIVING IN CONFLICT-AFFECTED AREAS



NUMBER OF PEOPLE WHO NEED HUMANITARIAN ASSISTANCE



Source: Iraq Humanitarian Profile, August 2018

## IMPACT OF THE CRISIS

As the humanitarian crisis enters its fifth year, Iraq continues to face immense challenges. There are 6.7 million people (18 per cent of the total population) in need of humanitarian assistance. An estimated 4.5 million people face protection concerns. Almost 2 million people remain displaced, over half of whom have been displaced for more than three years, making the prospect of protracted displacement real and warranting a whole-of-system approach to respond to their needs and work toward durable solutions.

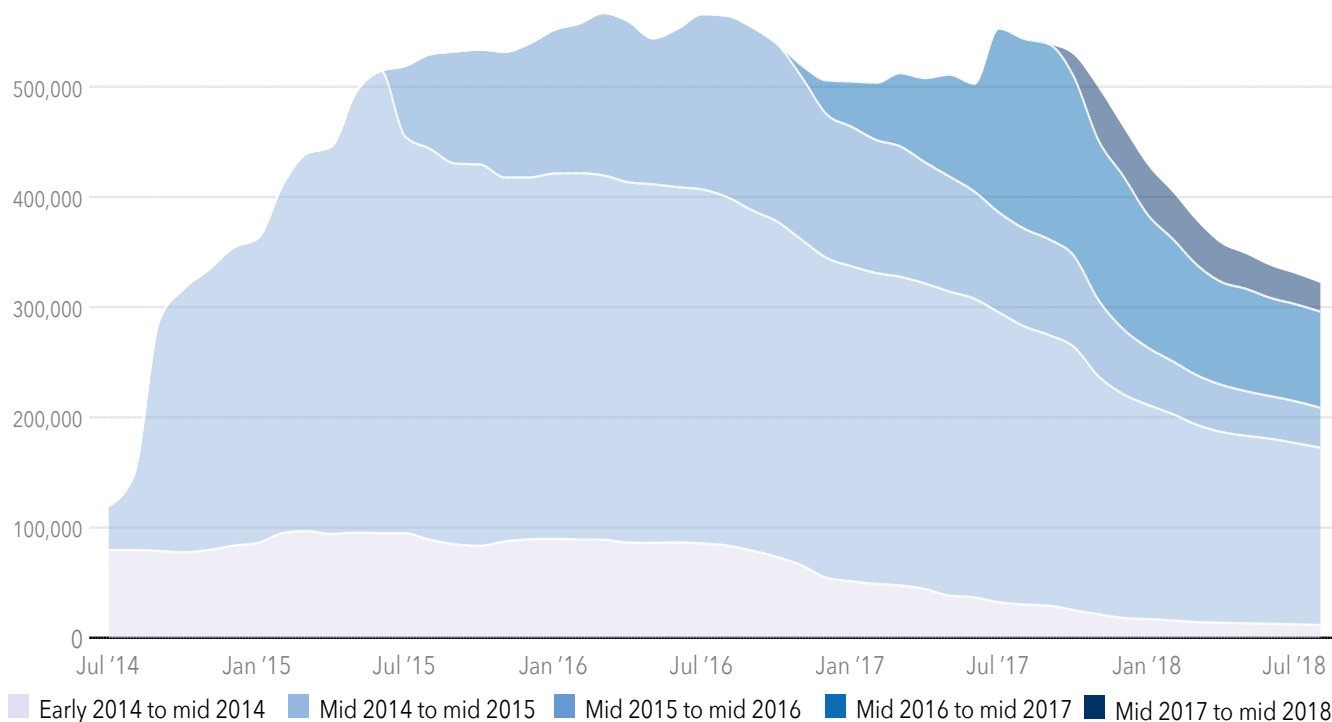
Years of intensive combat operations have left an enormous human toll; cumulatively, 6 million people have been displaced since the beginning of the crisis in 2014. While significant efforts are underway to restore life in newly accessible areas, it will take years to rebuild Iraq. According to the Government of Iraq and the World Bank, almost 138,000<sup>1</sup> residential buildings were impacted by the conflict. Approximately half of these structures have been destroyed beyond repair, conservatively affecting more than 400,000 people who may not be able to re-

turn until their dwellings have been rebuilt.<sup>2</sup> Of those who returned in 2018, 11 per cent<sup>3</sup> returned to areas with high or very high severity of conditions (indicating a lack of livelihoods, services, social cohesion and security). Nearly 2.4 million people are vulnerable to food insecurity; 5.5 million people require health care; 4.5 million people need protection support; 2.3 million people require water and sanitation assistance; 2.6 million children require access to education and 2.3 million people are in need of shelter and non-food items. A total of 797

1. World Bank, 'Iraq Reconstruction and Investment Part 2 - Damage and Needs Assessment of Affected Governorates,' 2018.

2. The level of damage to housing is based upon satellite imagery, with verification often challenging due to the presence of ERW and security concerns. The imagery is broad-brush in nature as it is limited to what appears in the imagery frame. Furthermore, the remote assessment was limited to 16 directly affected cities for which data was available. Therefore, the number of buildings damaged is potentially higher.

3. DTM Return Index Report Round 1, September 2018.



Iraqi civilians were killed and another 1,463 injured in acts of terrorism, violence and armed conflict in the first nine months of 2018.<sup>4</sup>

Vulnerable people are faced with multiple humanitarian needs that are expected to intensify until families can rebuild their lives and achieve sustainable solutions. The poverty rate in the areas most impacted by military operations against ISIL exceeds 40 per cent, in comparison to the already-high 22.5 per cent in the rest of the country.<sup>5</sup> In the Kurdistan Region of Iraq, the poverty rate increased from 3.5 per cent to 12.5 per cent, as a result of a large influx of IDPs from other parts of Iraq starting in 2014.<sup>6</sup> Household assets have been significantly diminished and multi-dimensional poverty has reached 23 per cent amongst IDPs, while asset poverty has reached 70 per cent.<sup>7</sup> A total of 60 per cent of people in need have insufficient income to meet their basic needs and 34 per cent are assuming debt to purchase essential items.<sup>8</sup> In areas of displacement—especially the northern governorates which host a large proportion

of IDPs—rent prices are increasing, negatively affecting IDPs, host community and returnees.<sup>9</sup> While markets are largely functioning, additional tariffs imposed at the newly established custom points on the Kirkuk-Erbil and Kirkuk-Sulaymaniyah roads have continued to destabilize market prices in Kirkuk governorate. When taken as a whole, these statistics suggest a possible ‘double crisis’ for vulnerable people who are suffering from increased poverty on top of the impact of years of conflict.

The resilience and coping capacity of displaced people has been remarkable, but are increasingly exhausted especially for those in protracted displacement. Almost 2 million people remain displaced, of which over half have been displaced for more than three years. A significant majority of displaced people (71 per cent) reside outside of camps, mostly within the Kurdistan Region of Iraq and Ninewa governorate. These 2 million IDPs are relatively evenly split between being displaced within their governorates of origin (49 per cent) and in other governorates (51 per cent). Access to employment/livelihood opportunities continues to be the main concern of IDPs.<sup>10</sup> Displaced people cited difficulty of accessing food (51 per cent), household and non-food items (66 per cent) and shelter (42 per cent) as their

4. UNAMI UN Casualty Figures for Iraq, January-September 2018.

5. World Bank, Damage and Needs Assessment, 2018.

6. Ministry of Planning High Committee for Poverty Reduction Strategy, “Strategy for Reduction of Poverty in Iraq 2018-2022,” 2018.

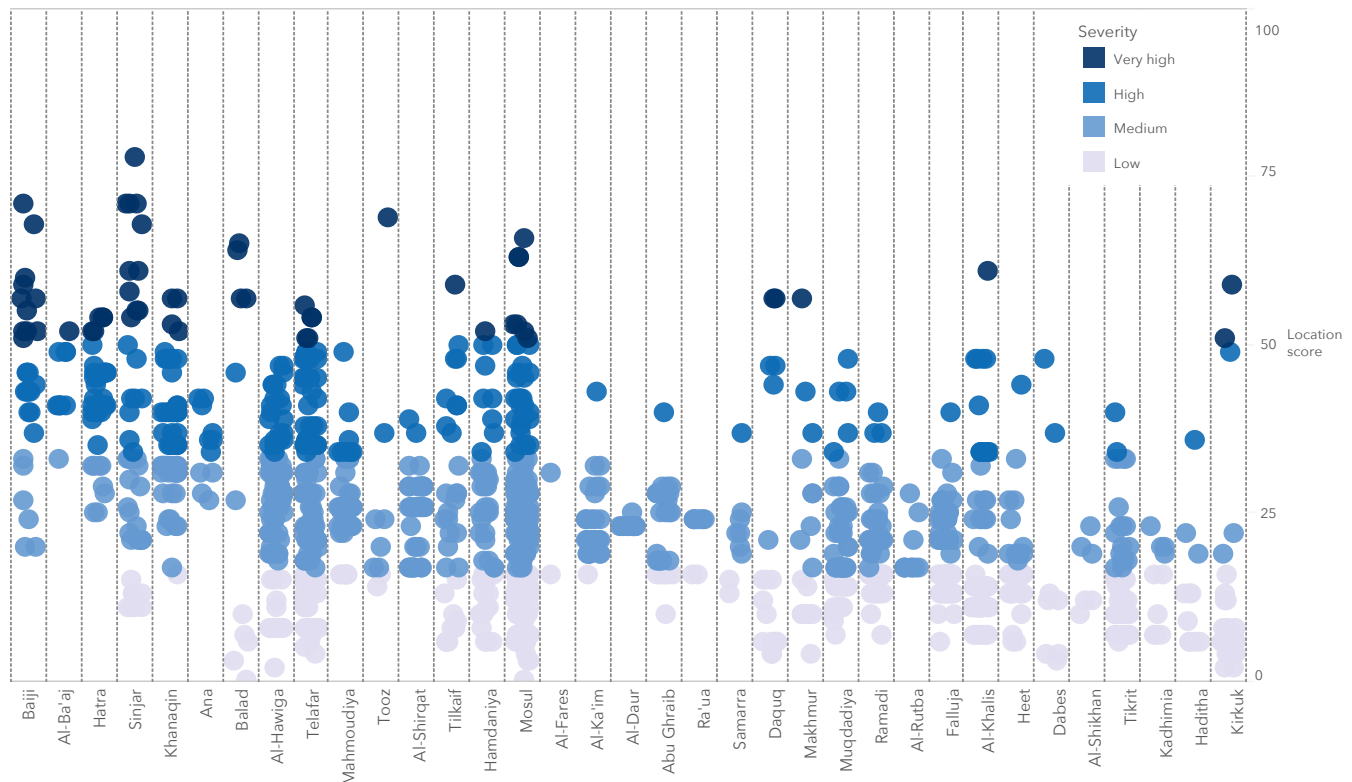
7. World Bank, Damage and Needs Assessment, 2018.

8. MCNA VI, 2018.

9. World Bank, Damage and Needs Assessment, 2018.

10. IOM Integrated Location Assessment (ILA) Round III, 2018.

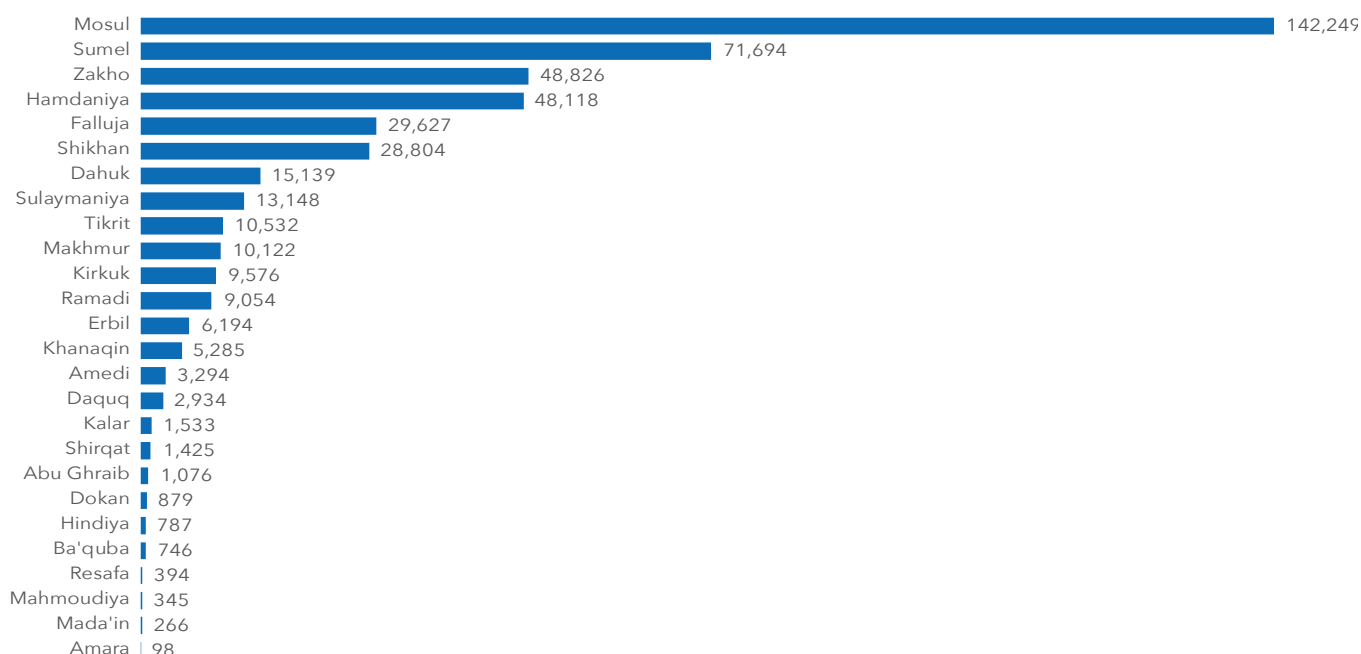
## RANKING OF RETURN LOCATION PER DISTRICT FROM HIGH TO LOW SEVERITY<sup>1</sup>



Source: IOM-DTM Returns Index, September 2018

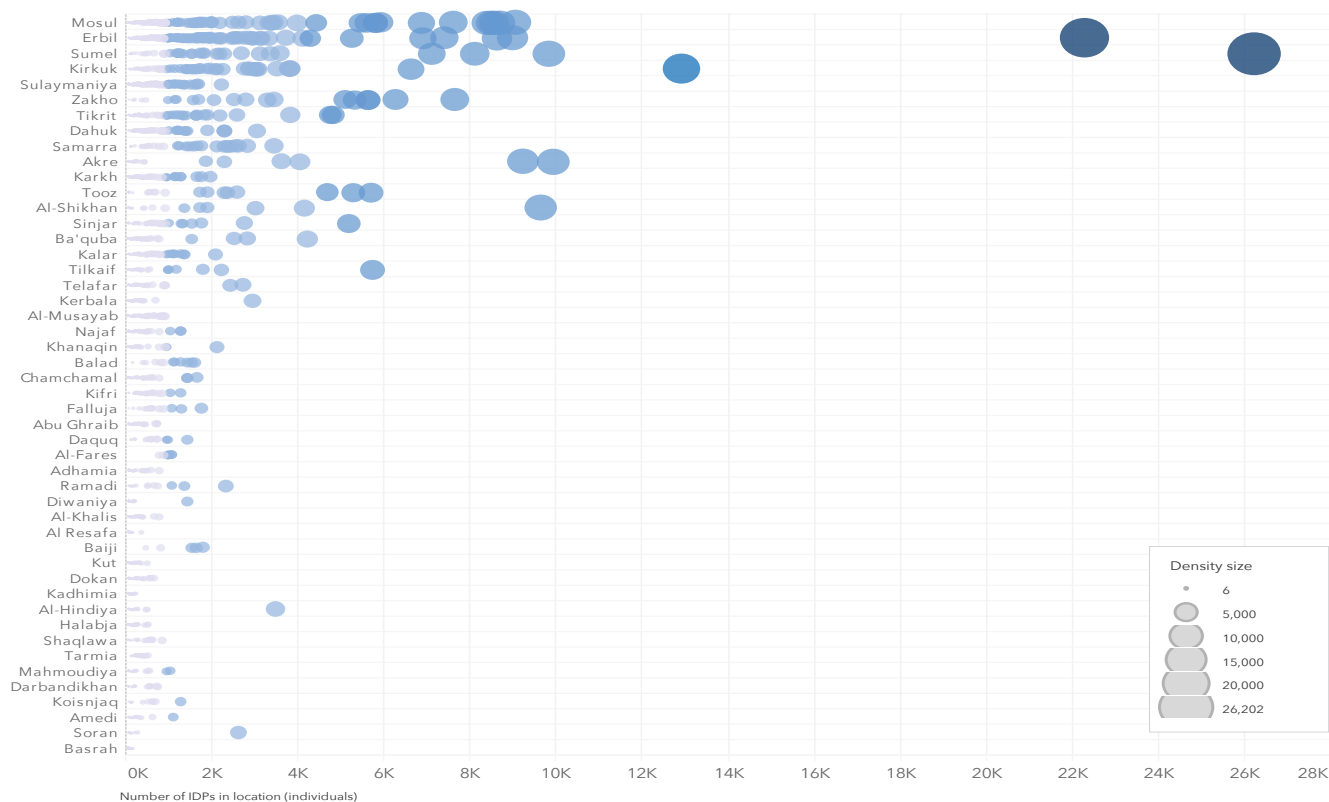
1. The DTM Return Index correlates all data available on returnee population numbers with indicators on (a) livelihoods and basic services and (b) social cohesion and safety perceptions to create a score at location level (i.e., individual village, town or neighbourhood) that measures the severity of conditions or quality of return. Each of the 1,427 assessed locations are classified into four different categories based on a score estimating severity of conditions.

### DENSITY OF IDPS IN CAMPS BY DISTRICT OF DISPLACEMENT



Source: CCCM September 2018

### DENSITY OF IDPS OUT-OF-CAMP BY DISTRICT OF DISPLACEMENT



Source: IOM-DTM IDP Master List September 2018

other main concerns.<sup>11</sup>

The scope and scale of years of conflict have affected population groups differently, with some at greater risk than others. An estimated 13 per cent of all IDP and returnee households are headed by females and they are at heightened risk of gender-based violence.<sup>12</sup> Seven districts have between 22 - 34 per cent of families where the head of household has a disability that affects the person's ability to perform daily living activities.<sup>13</sup> In 2019, an estimated 2.1 million children may be at serious risk of not being able to access essential services due to lack of civil documentation; they may also face discrimination, psychological distress, domestic violence, child labour, and sexual violence including child marriage. Ninewa, Kirkuk, Salah al-Din and Anbar governorates show the highest number of conflict-affected children at risk.<sup>14</sup> During the first nine months of 2018, there were 156 incidents of grave child rights violations, including 57 children killed and 70 children maimed.<sup>15</sup> Persons with perceived affiliation to extremist groups are at heightened

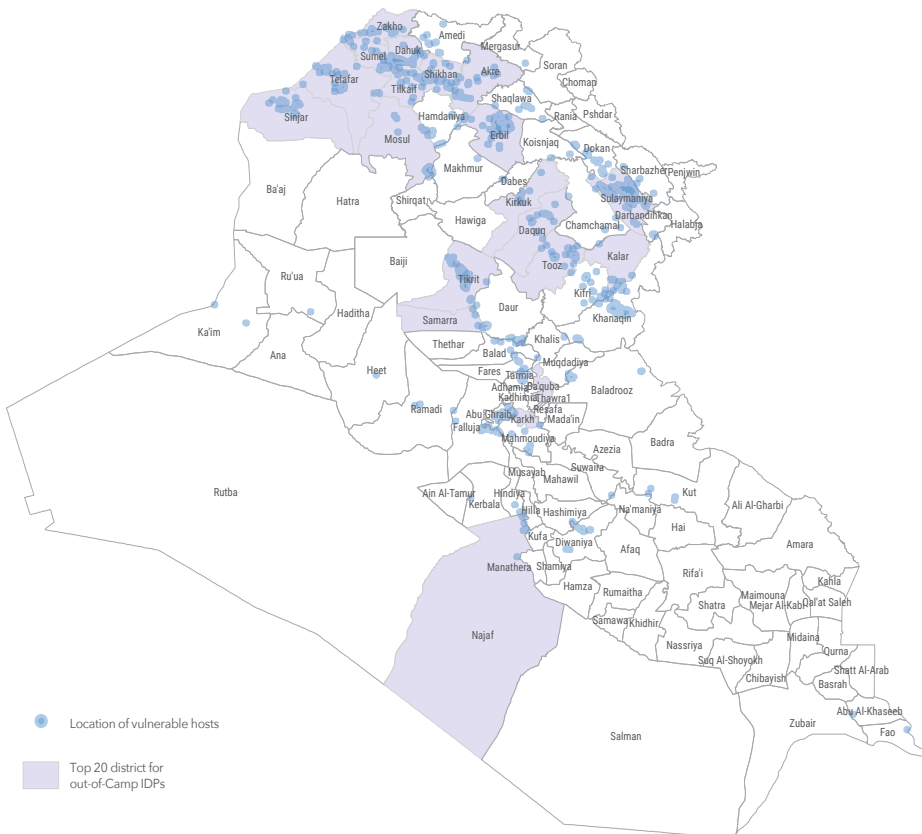
risk of violence, exploitation, discrimination and a range of human rights violations.<sup>16</sup>

As communities cope with the aftermath of the conflict, limited access to social protection programmes impact the abject poor and erode community resilience. Access to relevant social protection networks, including the monthly public distribution system (PDS) ration system and the Cash Transfer Social Protection Programme of the Ministry of Labour and Social Affairs (MoLSA),<sup>17</sup> remains challenging for both displaced people and returnees. Obstacles include a lack of necessary civil documentation for enrolment in social programmes, inadequate assessment capacity of the authorities and complicated registration procedures. While the people of Iraq welcomed displaced families into their homes and communities, the scale and complexity of the crisis has overwhelmed the resilience of some host communities, particularly in the Kurdistan Region of Iraq, where there are worrying levels of unemployment and deteriorating public services.

11. Ibid.  
 12. MCNA VI, 2018.  
 13. Ibid.  
 14. MCNA VI, 2018 and ILA III, 2018.  
 15. United Nations Monitoring of Grave Child Violations in Iraq (January-September 2018).

16. Protection partner reports; Rapid Protection Assessments; The Condemned: Women and Children Isolated, Trapped and Exploited in Iraq. Amnesty International Report: April 2018.  
 17. The Cash Transfers Social Protection Programme of MoLSA has not been receiving any new application since more than one year. It also has a backlog of almost 800,000 applications to clear before new enrolment starts.

VULNERABLE HOSTS AND IDPS OUT-OF-CAMP



Governorate	District	IDPs out-of-camps	Host community
Ninewa	Mosul	247,372	28,737
Erbil	Erbil	186,810	62,113
Dahuk	Sumel	104,511	6,651
Kirkuk	Kirkuk	91,827	261
Sulaymaniyah	Sulaymaniyah	79,972	11,865
Dahuk	Zakho	62,698	24,338
Salah al-Din	Tikrit	61,835	21,750
Baghdad	Karkh	41,478	41
Dahuk	Dahuk	37,919	17,909
Salah al-Din	Samarra	37,392	232
Ninewa	Akre	36,426	737
Salah al-Din	Tooz	35,868	18,571
Ninewa	Shikhan	27,048	5,336
Sulaymaniyah	Kalar	24,477	509
Diyala	Ba'quba	24,064	-
Ninewa	Sinjar	23,562	28,425
Ninewa	Tilkaif	22,404	8,938
Najaf	Najaf	20,886	4,906
Ninewa	Telafar	17,862	21,873
Kirkuk	Daquq	16,882	5,293

Source: Iraq Humanitarian Profile, August 2018

Southern governorates face layers of chronic vulnerabilities. It is estimated that 123,000 people are in need in Iraq's southern governorates (Basrah, Muthanna, Qadisiyah, Missan and Thi-Qar), where the poverty rate is above 30 per cent, and the prevalence of child poverty is 50 per cent.<sup>18</sup> Significant decreases in water quantity and quality in 2018 have impacted 25 per cent of the total population (approximately 1.9 million people), and the contaminated water supply in the city of Basra has led to over 110,000 people presenting themselves to the hospital with gastrointestinal symptoms. Iraq is losing about 250 square kilometres of land annually due to desertification, mostly in the south,<sup>19</sup> and water scarcity has already displaced approximately 4,000 agricultural families.<sup>20</sup>

Major efforts have been undertaken to facilitate the return of IDPs, however many obstacles remain. Governorate Return Committees (GRCs) have been established by the Government

of Iraq and the humanitarian community to ensure that the returns process is well-informed, voluntary, dignified and sustainable. The effectiveness of the GRCs varies across governorates; strengthening their role in guiding camp consolidation and closure, as well as promoting sustainable returns, is a priority for supporting a responsible transition. While gauging IDPs' future plans related to resolving their displacement is difficult to do with any accuracy, people cite damage and destruction to housing (71 per cent); lack of job opportunities (54 per cent); and lack of safety in their locations of origin (40 per cent); as the main obstacles to return.<sup>21</sup> It is becoming clear that a significant majority of displaced people may not return to their area of origin, and data collection may be underestimating the number of those who wish to integrate locally or relocate elsewhere in the long-term. Thus, it is imperative that humanitarian and development actors work together to achieve durable solutions for those who intend to return or relocate elsewhere.

18. Ministry of Planning High Committee for Poverty Reduction Strategy "Strategy for Reduction of Poverty in Iraq 2018-2022," 2018.

19. Ministry of Planning, 'Iraq National Development Plan 2010-2014,' Baghdad 2010.

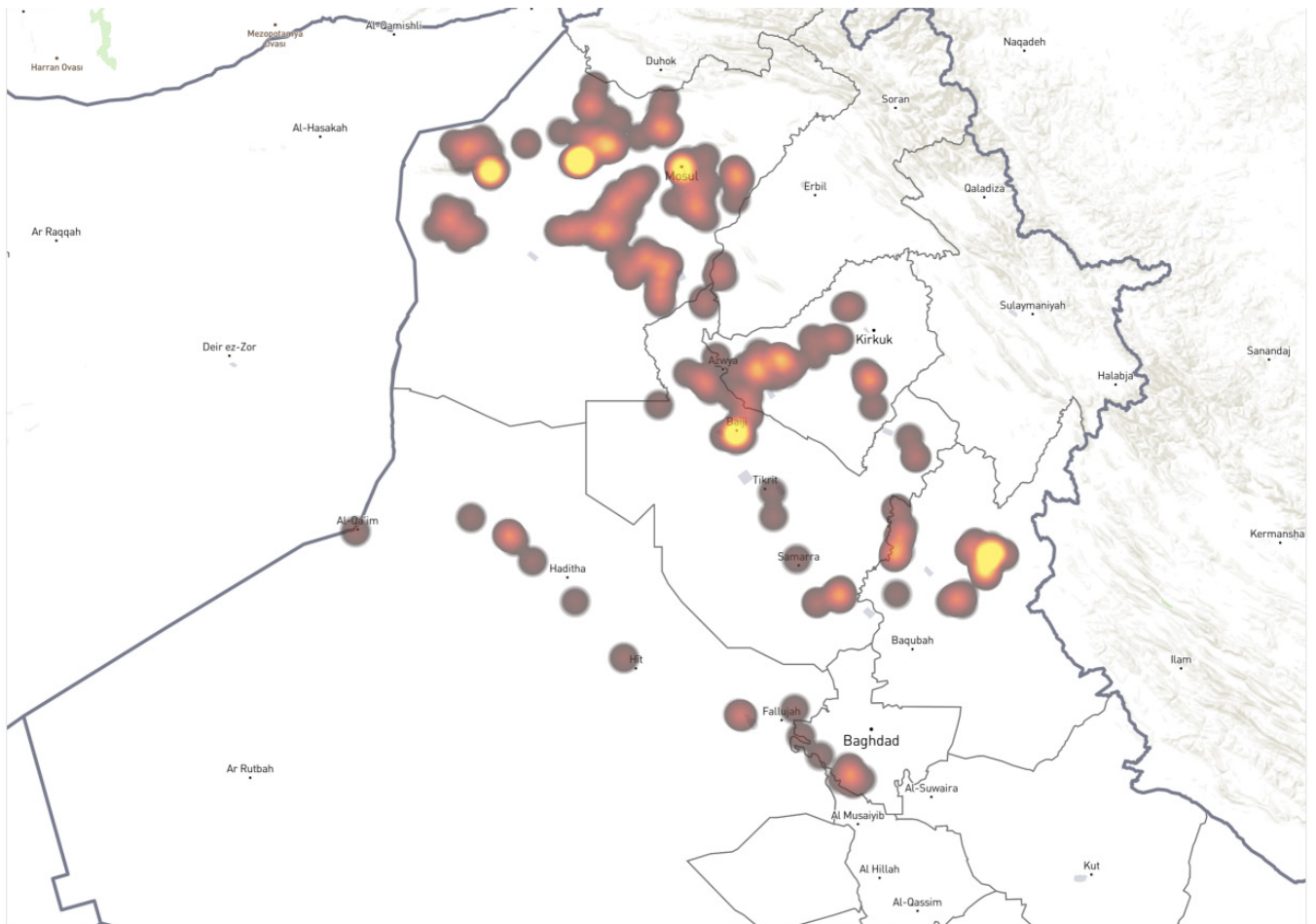
20. IOM Emergency Tracking Iraq Water Crisis, September 2018.

21. ILA III. Intentions surveys conducted by CCCM and REACH in August 2018 with 94,000 households in 128 formal camps confirm the key findings of ILA III (conducted through key informants) on livelihoods, safety and shelter, but provide more granularity on the issues related to safety, among them fear of discrimination, fear or trauma associated to returning, contamination with explosive hazards and lack of security forces.

## VULNERABLE HOSTS AND IDPS OUT-OF-CAMP

Governorate	District	Pre-crisis population (est. 2014)	IDPs in camps	IDPs out-of-camps	Total IDPs	% of total IDPs	% of total IDPs out-of-camp
Ninewa	Mosul	1,223,374	148,838	247,372	396,210	<b>32%</b>	<b>20%</b>
Erbil	Erbil	1,330,667	6,438	186,810	193,248	<b>15%</b>	<b>14%</b>
Dahuk	Sumel	257,625	85,311	104,511	189,822	<b>74%</b>	<b>41%</b>
Kirkuk	Kirkuk	1,046,580	6,267	91,827	98,094	9%	9%
Sulaymaniya	Sulaymaniya	969,274	13,484	79,972	93,456	10%	8%
Dahuk	Zakho	402,136	49,310	62,698	112,008	<b>28%</b>	16%
Salah al-Din	Tikrit	296,477	3,157	61,835	64,992	<b>22%</b>	<b>21%</b>
Baghdad	Karkh	2,133,779	624	41,478	42,102	2%	2%
Dahuk	Dahuk	394,767	1,729	37,919	39,648	10%	10%
Salah al-Din	Samarra	96,908	0	37,392	37,392	<b>39%</b>	<b>39%</b>
<b>Total top 10 districts</b>		<b>8,151,587</b>	<b>315,158</b>	<b>951,814</b>	<b>1,266,972</b>	<b>16%</b>	<b>12%</b>
Ninewa	Akre	41,256		36,426	36,426	<b>88%</b>	<b>88%</b>
Salah al-Din	Tooz	233,439	0	35,868	35,868	15%	15%
Ninewa	Shikhan	38,314	28,806	27,048	55,854	<b>146%</b>	<b>71%</b>
Sulaymaniyah	Kalar	230,546	1,689	24,477	26,166	11%	11%
Diyala	Ba'quba	138,261	1,040	24,064	25,104	18%	17%
Ninewa	Sinjar	298,149	0	23,562	23,562	8%	8%
Ninewa	Tilkaif	165,180		22,404	22,404	14%	14%
Najaf	Najaf	526,970		20,886	20,886	4%	4%
Ninewa	Telafar	496,095	0	17,862	17,862	4%	4%
Kirkuk	Daquq	121,331	10,622	16,882	27,504	<b>23%</b>	14%
<b>Total top 20 Districts</b>		<b>10,441,129</b>	<b>357,315</b>	<b>1,201,293</b>	<b>1,558,608</b>	<b>15%</b>	<b>12%</b>

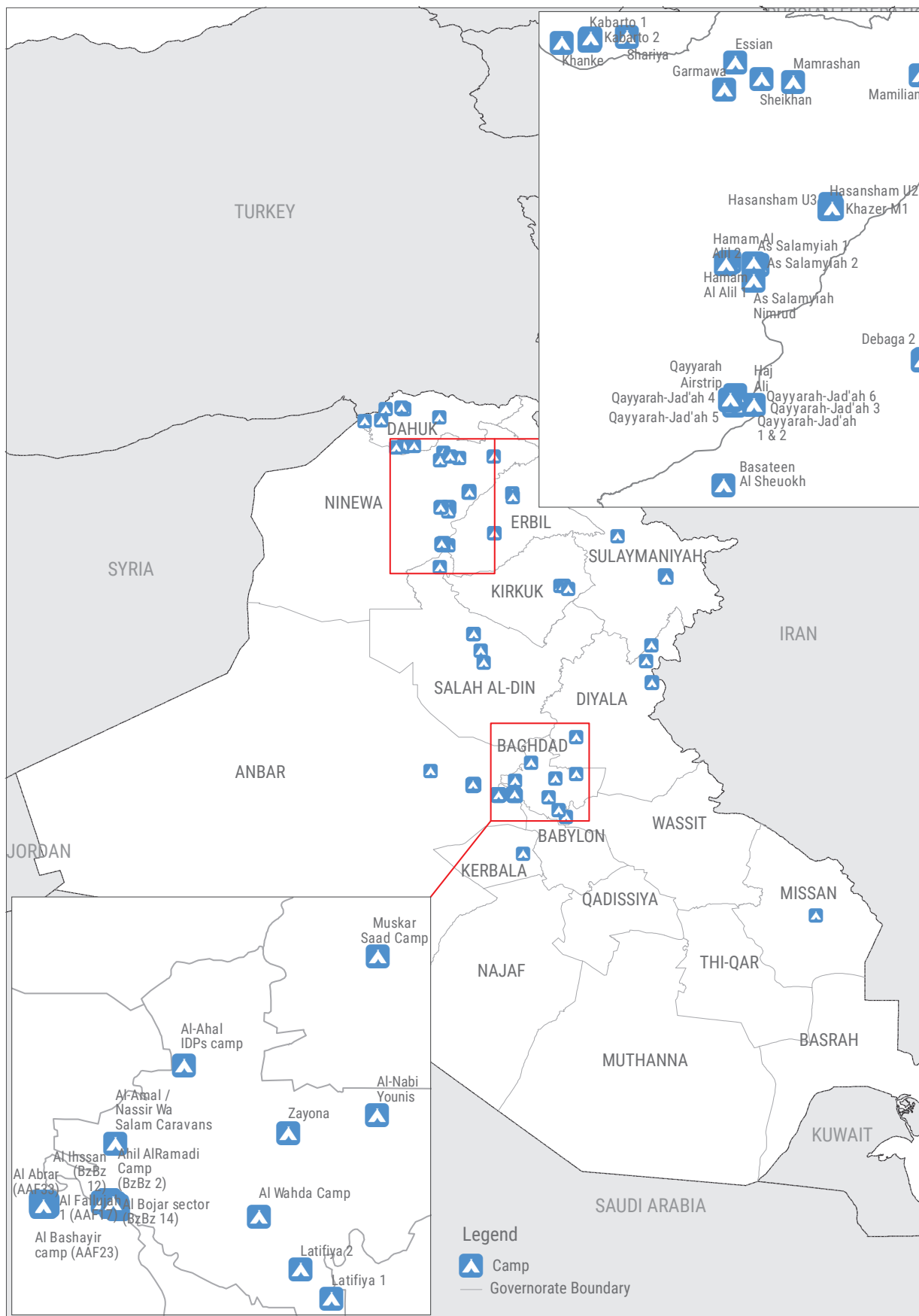
## GEOGRAPHICALLY CONCENTRATED RETURNS LOCATIONS WITH VERY HIGH AND HIGH SEVERITY OF CONDITIONS



11

Ninewa	Salah al-Din	Kirkuk	Diyala	Anbar
Sinjar Centre	Baiji	Taza Khormatu	Al-Adheim	Falluja-Ramadi strip
Telafar Centre	Tooz Khormatu/ Suleiman Beg	Hawija Centre	Saadiya/ Jalawla	Ana Centre
West Mosul	Balad/ Duloeiya	Al-Abbasy		
Al-Ba'aj				
Desert strip of Al-Tal, Hatra and Muhalabiya				

IDP CAMPS IN IRAQ



Source: CCCM List and Population Flow (Oct. 2018)

## THE IRAQ

# CONTEXT

---

### SOCIO-ECONOMIC

---

Based on its Gross National Income per capita, Iraq is currently categorized as an upper middle-income country. Iraq's Human Development Index (HDI) value for 2017 was 0.685— which puts the country in the medium human development category— positioning it at 120 out of 189 countries and territories. Between 1990 and 2017, Iraq's HDI value increased from 0.572 to 0.685, an increase of 19.8 per cent. Nevertheless, it is important to remember that such economic advances were made in the context of sporadic bouts of armed conflict in the country, most recently in the military engagement between the Islamic State of Iraq and the Levant (ISIL) and the Government of Iraq between 2014-2017.

World Bank data indicates that Iraq's economic condition is gradually improving following the deep economic strains of the last three years. The defeat of ISIL in December 2017 by the Government of Iraq and its allies presents an opening for the Government to begin the urgent task of rebuilding the country's infrastructure, and to restore services and provide job opportunities to the population. However, such activities cannot occur in a vacuum. Any advances made must also take into consideration the need to address the legacy of past conflicts and governmental neglect, including in the south, which was the poorest region of the country pre-ISIL. The World Bank estimates the cost of post-ISIL reconstruction at US\$88 billion. At the International Conference for the Reconstruction of Iraq, which took place in Kuwait in February 2018, US\$30 billion worth of commitments were made, mostly in the form of loans and guarantees. Thus far, not all these commitments have materialized, which will impact reconstruction efforts. Stabilization efforts have also been delayed due to political uncertainty regarding government formation following elections in both federal Iraq and the Kurdistan Region of Iraq in 2018.

Despite an increased economic outlook due to higher oil prices and the end of military engagements, the poverty rate in Iraq has remained steady. In 2014, the last year for which reliable statistics are available, it was estimated that the poverty rate had increased to an estimated 22.5 per cent, up from 18.9 per cent in 2012. The rate is thought to be double among Internally Displaced Persons (IDPs). Recent labour market statistics suggest further deterioration of welfare standards in the country. The unemployment rate, which was falling before the arrival of ISIL, has climbed back to 2012 levels. Almost a quarter of the working-age population is underutilized, i.e., they are either unemployed or underemployed. IDPs have been buffeted by multiple adverse shocks: they have lost much of their wealth through destruction of assets; they have seen family members die, get sick, or become injured at a high rate; and

they have faced loss of jobs or businesses. These

shocks have occurred at a time when their capacity to cope with shocks has been further strained. Fewer IDP adults have a job, so each employed adult in an IDP household must support more than six other household members.

Despite such setbacks, the outlook for Iraq is reported to be favourable with overall GDP growth is projected to accelerate to 6.2 per cent in 2019 sustained by higher oil production. At this stage of the national planning cycle, it is unclear how much of the projected revenue will be invested into reconstruction and development programmes. Iraq is now the second largest oil producer in OPEC, behind only Saudi Arabia. However, in coming years, oil production is expected to increase only marginally, reducing overall growth to an average of 2.5 per cent until 2023, unless the Government of Iraq can mobilize investment in the oil sector. Non-oil growth is expected to remain positive on the back of higher investment which is expected to pour into the country to rebuild the Iraq's damaged infrastructure, as well as increased private consumption. However, sustained non-oil recovery will depend on the transition from an immediate rebound as security improves to implementation of a high-quality investment pipeline with sound financing.

Fiscal planning for 2019 remains strongly reliant on oil revenues. Planned allocations for some key development sectors – including electricity and water – reflect the government imperative to improve basic service delivery, but allocations to energy and security also remain a key priority for the upcoming period. Proposed donor allocations for reconstruction and development in newly accessible areas continue to be far less than estimated needs.

---

### POLITICAL

---

After notable internal and regional conflicts in the latter half the 20th century, Iraq has been a battleground for competing global forces since 2003. The country has enjoyed only brief periods of respite from high levels of violence, including ethno-religious sectarian violence. Such instability has hindered efforts to rebuild an economy shattered by decades of conflict and sanctions, even though Iraq has the world's second-largest reserves of crude oil.

The politics of Iraq are conducted within a framework of a federal parliamentary representative democratic republic. It is a multi-party system whereby the executive authority in the Government of Iraq (GoI) is exercised by the Prime Minister

as the head of government, supported by the largely ceremonial role of President of Iraq, and the Council of Representatives (the parliament). The Kurdistan Region of Iraq (KR-I) has enjoyed autonomy since the 2005 Constitution was adopted, and elects their own political representatives to manage day-to-day affairs. The Kurdistan Regional Government (KRG) held a referendum on independence on 25 September 2017 with an overwhelming majority of the region's residents voting for independence. The referendum was not approved by the federal government and took place without the observance of international monitors. Following this referendum, the Iraqi government stopped international flights to and from Erbil International Airport, and seized control of all border crossings between Kurdistan Region of Iraq and neighbouring countries. There were also brief military engagements between KR-I and GoI factions in disputed territories near the KR-I. The Iraq Supreme Court eventually ruled the referendum unconstitutional, and the KRG has said it would "respect" the ruling. A dialogue with the Kurdistan Regional Government with a view to formally annul the results is underway.

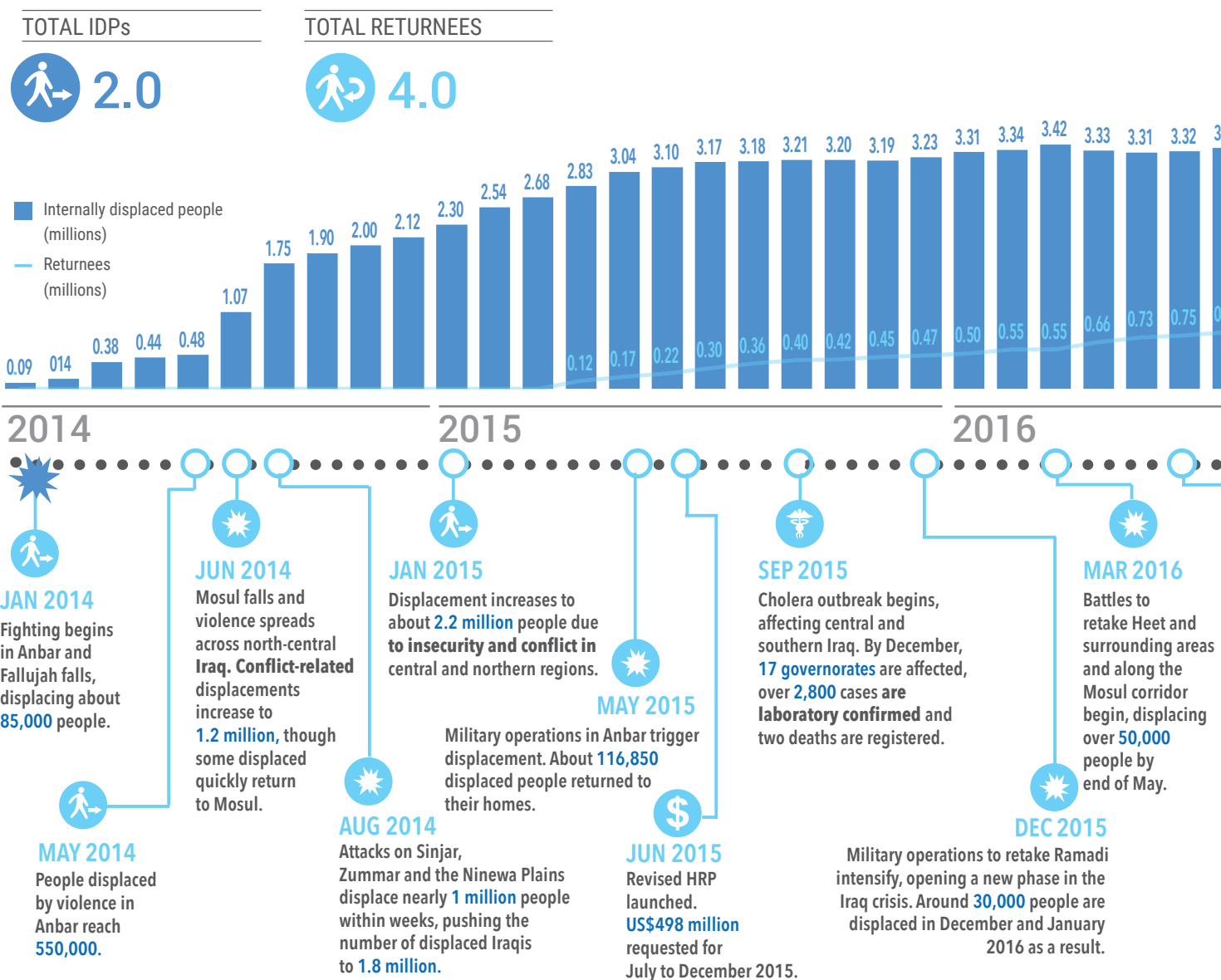
Iraq's parliamentary elections were held in Iraq on 12 May

2018. The elections decided the 329 members of the Council of Representatives, the country's unicameral legislature, who in turn elect the Iraqi President and Prime Minister. The elections were originally scheduled for September 2017 but were delayed by six months due to the conflict with ISIL. Following a 44 per cent voter turnout, the final results of the election were announced on 9 August. As of 1 November 2018, the three main governmental posts of President, Prime Minister and Speaker of Parliament had been decided, in accordance with the Iraqi tradition of muhasasah (in which posts are allocated equally between Sunni, Shia and Kurdish representatives). During this process, violent protests occurred in Basra and other cities in the south over polluted water and the lack of reliable electricity.

SECURITY

After the end of military operations in Iraq in December 2017, the U.S.-led coalition changed focus from active military operations to training and development of the Iraqi Security Forces (ISF). The exact number of coalition forces in Iraq is unknown, but the U.S.

TIMELINE OF DISPLACEMENT AND RETURNS

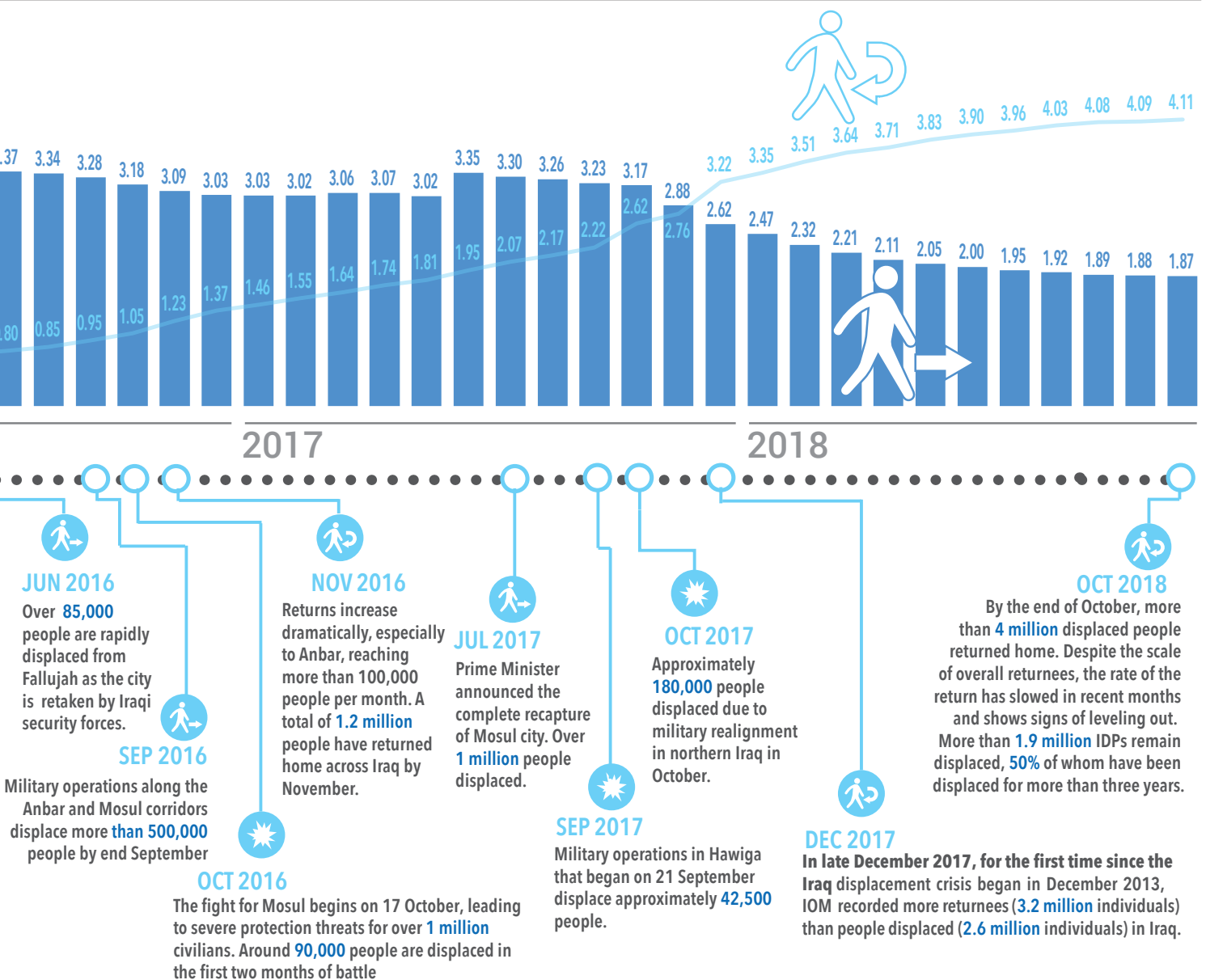


has said it currently has an estimated 5,000 forces in the country.

The ISF is comprised of forces serving under the Ministry of Interior (MOI) and the Ministry of Defense (MOD), as well as the Iraqi Counter Terrorism Bureau—reporting directly to the Prime Minister—which oversees the Iraq Special Operations Forces. MOD forces include the Iraqi Army, the Iraqi Air Force and the Iraqi Navy. The MOD also runs a Joint Staff College, training army, navy, and air force officers, with support from a NATO Training Mission. The Peshmerga, the Armed Forces of the Kurdistan Region, are a separate armed force loyal to the Kurdistan Regional Government. Additionally, the Iraqi security landscape contains paramilitary groups who were part of the fight against ISIL, after responding to a call from the Shiites’ paramount religious leader, Grand Ayatollah Ali al-Sistani to defend Baghdad, Shiite holy sites and the country. The strongest among these, the Popular Mobilization Units (or Forces, the Hashd al-Shaabi), are an umbrella organization of some 50 paramilitary outfits. They have since incorporated militias from Sunni Arab and minority populations to become a security force separate from the federal army and police, enjoying broad popularity among Iraq’s Shiite

population in particular. By law, the Hashd are part of the state’s security apparatus but are recognized as an autonomous unit under the civilian National Security Council. Although the GoI has indicated its intent to fully integrate the paramilitary groups, no plan is yet in place to disband or merge the Hashd into the defence and interior ministries in the short term.

According to United Nations Security Council reports, by January 2018, ISIL had been defeated in Iraq and confined to small pockets of territory in the Syrian Arab Republic. Many ISIL fighters, planners and senior doctrinal, security and military commanders have been killed or left the immediate conflict zone. However, ISIL-sympathizers remain in Iraq and the Syrian Arab Republic, some still fully engaged militarily and others hiding out in like-minded communities and urban areas. Small-scale attacks throughout the country attributed to ISIL occur on a weekly basis. It has been estimated that the total current ISIL membership in Iraq and the Syrian Arab Republic may be between 20,000 and 30,000 individuals, roughly equally distributed between the two countries. Among these is still a significant component of the many thousands of active foreign fighters.



## BREAKDOWN OF

## PEOPLE IN NEED

The cumulative effects of four years of conflict, coupled with continued human rights violations, limited access to livelihoods and services, and inadequate social cohesion has left an estimated 6.7 million people across Iraq in need of some form of humanitarian assistance.

The estimated total number of people in need has decreased from 8.7 million in 2018 to 6.7 million in 2019. Out of the 6.7 million people in need of some form of humanitarian assistance, 3.3 million are female (women and girls) and 3.3 million are children. People perceived to be affiliated with extremist groups are among the most vulnerable, along with women, children, people with disabilities and the elderly. People in protracted displacement and returnees in sub-standard shelters, are of particular concern, as they may feel compelled to make negative or high-risk choices to cope. Adolescents have also been identified as being disproportionately affected by the cumulative effects of the crisis.<sup>1</sup>

- Approximately 2 million internally displaced people living in-camp and out-of-camp settings will require some form of assistance. More than half have been displaced for over three years. It is these long-term IDPs that now make up most of the still-displaced population. Almost 30 per cent of IDPs are in Ninewa Governorate, where some of the highest country-wide poverty rates exist, further increasing their vulnerabilities. Of the total number of IDPs, a significant majority (71 per cent) reside outside of camps, mostly within the Kurdistan Region of Iraq and Ninewa governorate.

- Approximately 4 million returnees may require some form of limited humanitarian assistance. An estimated 38 per cent of these returnees are in Ninewa governorate; followed by 32 per cent in Anbar governorate where access severity as perceived by humanitarian actors is the highest. Of the 641,255 families that have returned in 2018, the breakdown by severity of the conditions (indicating a lack of livelihoods, services, social cohesion and security) is as follows: 7,833 families (very high), 65,906 families (high), 301,476 families (medium) and 266,040 families (low). The geographical clustering of the very high severity hotspots is concentrated within five northern governorates – Ninewa, Salah al-Din, Kirkuk, Diyala and Anbar.
- Approximately 400,000 vulnerable people in communities hosting large number of displaced families may require humanitarian assistance. This is a significant decrease from previous four years, possibly attributable to the gradual reduction of the number of IDPs overall and the adjusted methodology used to more accurately estimate the extent of economically vulnerable people in host communities. Roughly a quarter of these communities are in Ninewa Governorate.
- An estimated 250,000 Syrian refugees are expected to remain in Iraq and require continuing assistance. Meeting the needs of the refugees will be done under the Regional Refugee and Resilience Plan 2018-2019.

1. Education Cluster analysis based on MCNA VI data for school going children, age 6-17 and Save the Children report, 'Youth Labour Market Assessment: Salah al-Din,' Central Iraq, 2018.

## AGGREGATE NUMBER OF PEOPLE IN NEED

6.7 M

TOTAL NUMBER OF  
DISPLACED PEOPLE

1.98 M

DISPLACED PEOPLE  
IN CAMPS

0.48 M

DISPLACED PEOPLE  
OUT OF CAMPS

1.5 M

VULNERABLE HOST  
COMMUNITIES



















0.39 M

## REFUGEES

0.25 M

## RETURNEES










4.0 M

PEOPLE IN NEED (AUGUST 2018)	BY STATUS				BY SEX AND AGE		
	IDPs (in millions)	Returnees (in millions)	Host communities (in millions)	Refugees (in millions)	Total people in need (in millions)	% Female	% Children, adult, elderly
 ANBAR	0.076M	1.267M	0.005M	0.004M	1.353M	49	51   44   5
 BABYLON	0.028M			0.000M	0.024M	49	51   44   5
 BAGHDAD	0.096M	0.076M	0.033M	0.000M	0.206M	49	51   44   5
 BASRAH	0.008M		0.000M	0.000M	0.008M	49	51   44   5
 DAHUK	0.350M	0.001M	0.050M	0.086M	0.486M	49	51   44   5
 DIYALA	0.063M	0.221M	0.033M	0.000M	0.319M	49	51   44   5
 ERBIL	0.220M	0.044M	0.064M	0.123M	0.482M	49	51   44   5
 KERBALA	0.023M		0.001M	0.000M	0.025M	49	51   44   5
 KIRKUK	0.127M	0.315M	0.006M	0.001M	0.450M	49	51   44   5
 MISSAN	0.003M			0.000M	0.003M	49	51   44   5
 MUTHANNA	0.001M				0.001M	49	51   44   5
 NAJAF	0.024M		0.005M	0.000M	0.028M	49	51   44   5
 NINEWA	0.613M	1.481M	0.101M	0.004M	2.168M	49	51   44   5
 QADISSIYA	0.012M		0.003M	0.000M	0.015M	49	51   44   5
 SALAH AL-DIN	0.174M	0.517M	0.074M	0.000M	0.765M	49	51   44   5
 SULAYMANIYAH	0.151M		0.013M	0.032M	0.194M	49	51   44   5
 THI-QAR	0.004M			0.000M	0.004M	49	51   44   5
 WASSIT	0.012M		0.001M	0.000M	0.014M	49	51   44   5
<b>TOTAL</b>	<b>1.986M</b>	<b>3.923M</b>	<b>0.389M</b>	<b>0.251M</b>	<b>6.650M</b>	<b>49%</b>	<b>51   44   5</b>

\*Children (<18 years old), adult (18-59 years), elderly (>59 years)

Figures are rounded, the total number of people in need (6.7M) is calculated based on actual figures.

NUMBER OF PEOPLE IN NEED CLUSTER/SECTOR

	BY STATUS				BY SEX & AGE		TOTAL
	IDPs	Returnees	Host Community	Refugees	% Female	% Children, adult, elderly	People in need
Health 	1.748M	3.452M	0.342M		49	51   46   3	5.542M
Protection 	1.986M	2.148M	0.389M		49	47   48   5	4.523M
Water, Sanitation and Hygiene 	0.654M	1.341M	0.197M	0.113M	49	51   46   3	2.305M
Shelter and NFI 	0.713M	0.992M	0.389M	0.251M	49	51   44   5	2.350M
Multi-Purpose Cash Assistance 	0.717M	1.987M	0.193M		49	48   49   3	2.897M
Camp Coordination and Camp Management 	0.599M	0.300M	0.029M		52	53   43   4	0.927M
Food Security 	1.408M	0.711M	0.375M		49	51   44   5	2.495M
Education 	0.776M	1.532M	0.152M	0.098M	49	100   0   0	2.557M
Emergency livelihoods 	0.726M	1.515M	0.143M			51   44   5	2.385M

## SEVERITY OF

## NEED

The most urgent needs are found in areas where past hostilities have led to destruction of infrastructure, a breakdown of services and erosion of social fabric, or in areas indirectly impacted due to hosting and providing for a sizeable displaced population. Limited livelihood opportunities in these locations are a key compounding factor keeping some of the most vulnerable people dependent on humanitarian assistance.

Although people in governorates impacted directly by recent military operations—including Anbar, Ninewa, Kirkuk and Salah al-Din—remain the focus of humanitarian assistance for 2019, more detailed data collection and improved analysis shows important geographic variations in terms of needs at district level. Pockets of high or very high concentration of needs are additionally found within the Kurdistan Region (Erbil, Dahuk, and Sulaymaniyah governorates) but also in Diyala, Baghdad and the southern part of the country.

The findings of the MCNA Severity Index align to a large extent with the inter-cluster overall severity index, with the concentration of needs identified in similar locations. Taking the displaced population as a whole, some 53 per cent of in-camp IDPs, 33 per cent of out-of-camp IDPs, and 32 per cent of returnees are in need of assistance from three or more sectors, out of a total of seven assessed.<sup>1</sup>

- Out-of-camp IDPs in Anbar and Ninewa are the only group for which, on average, there are overlapping needs in more than four sectors. Negative emergency coping strategies<sup>2</sup> were found to be higher in out-of-camp IDPs, particularly in Kirkuk and Ninewa governorates.

- In-camp IDPs where needs have been identified in more than three sectors are in Ramadi (Anbar), Tikrit (Salah al-Din), Mosul and Hamdaniya (Ninewa) and Akre (Ninewa) districts.
- Returnees with multi-sectoral needs are found in locations in Sinjar (Ninewa), Baiji, Balad and Daur (Salah al-Din) and Mahmoudiya (Baghdad).<sup>3</sup>
- Returnees in certain locations in Ninewa, notably Al-Ba'aj, Sinjar and Talafar district centre, West Mosul, and areas of Al-Tal, Hatra and Muhalabiya also face very high severity of conditions measured against services, livelihoods, social cohesion and safety, and continue to be areas where returns remain consistently low.<sup>4</sup>

Analysis of available data indicates that a coordinated multi-sectoral approach covering basic assistance and protection services—coupled with recovery efforts—has the potential to increase the resilience of families in need across multiple sectors, while reducing recourse to negative coping strategies. This would significantly help to prevent a deterioration in the humanitarian situation and further setbacks in the early recovery, reconstruction and rehabilitation processes.

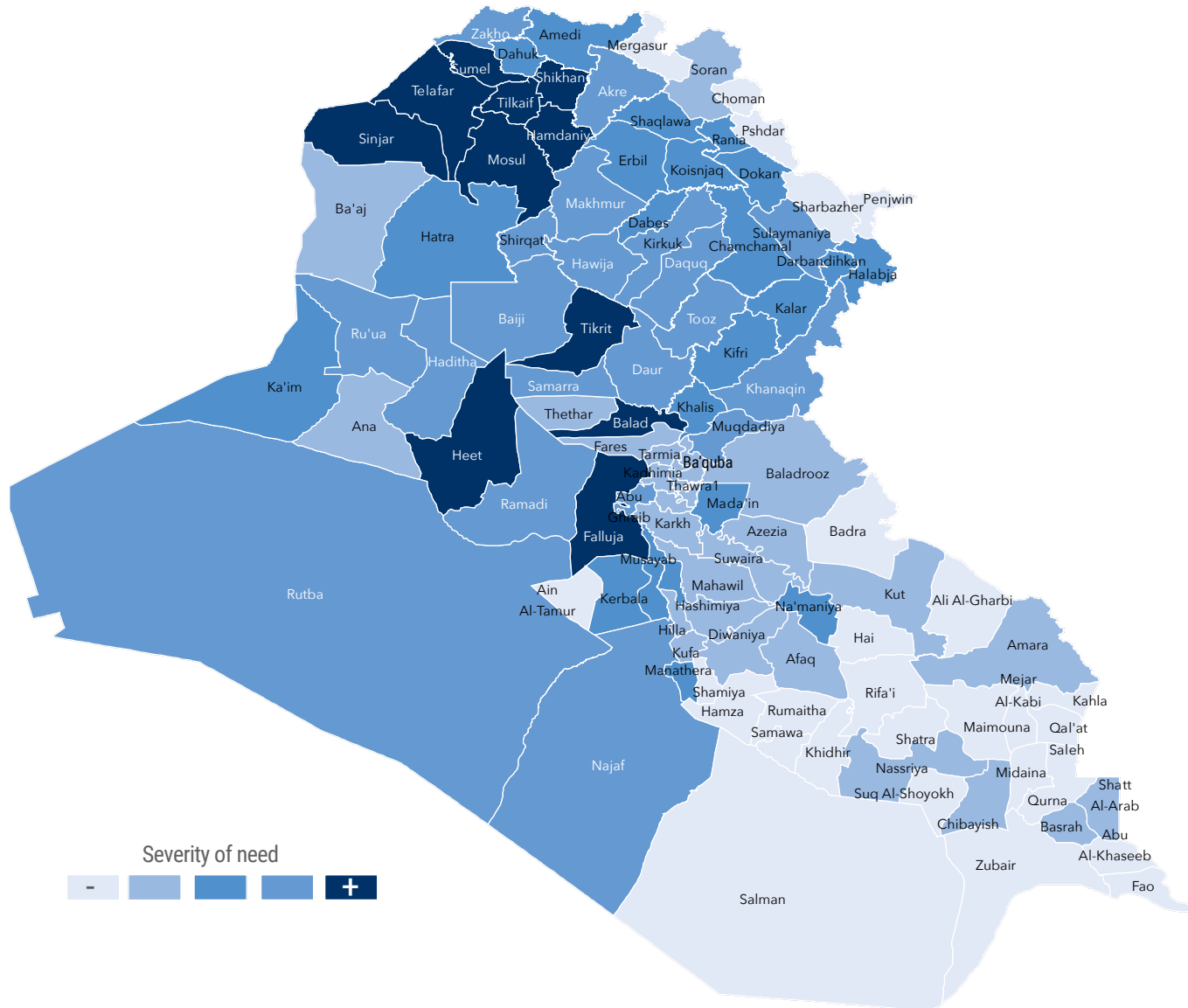
1. MCNA VI, 2018.

2. Emergency coping strategies include: Children drop out from school; engagement in illicit activities; whole families migrating; child marriage; forced marriage.

3. MCNA VI Severity of Need, 2018.

4. DTM Return Index Report Round 1, September 2018.

SEVERITY OF NEED



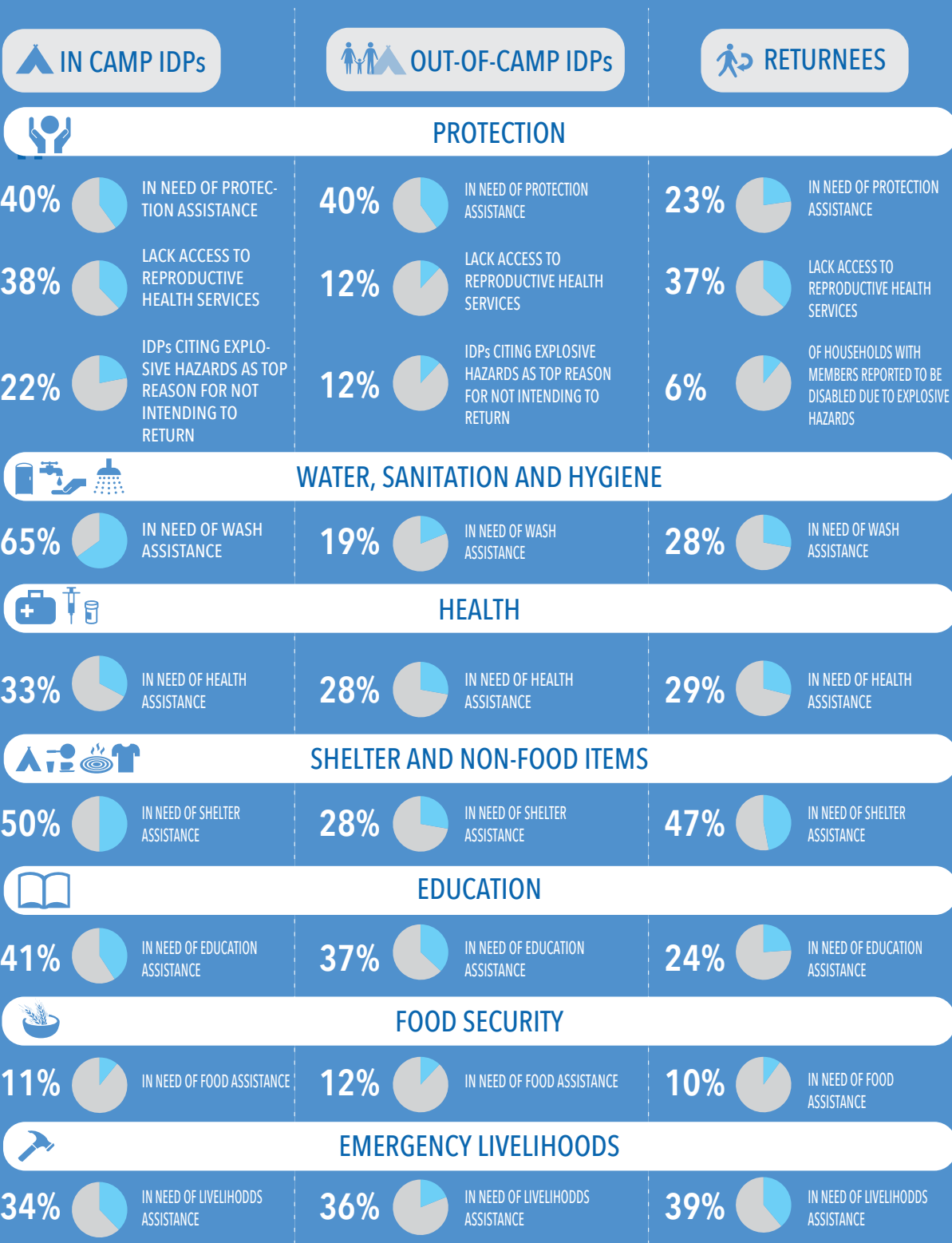
Source: Severity of needs is established based on a composite index of 12 indicators structured across four domains definitive of the current humanitarian crisis. This is further explained in the methodology section. Data comes from MCNA, IOM DTM, ILA, and cluster-specific sources. Analysis above was complemented with MCNA VI Severity Index and IOM/DTM Returns Index.

**Note:** This map, used in conjunction with MCNA Severity Index and IOM DTM analysis on returns, serves as an overarching strategic guidance on where there are severe and overlapping needs in Iraq. It does not replace the sector severity maps which remain the main tool for programmatic and operational decisions.

## IRAQ

## MULTI-CLUSTER NEEDS ASSESSMENT (MCNA)

September 2018



Creation date: 12 November 2018.

Source: Data analysis is represented at a household level, REACH Initiative: <http://www.reachresourcecentre.info/countries/iraq>

For the MCNA VI data, a sectoral index of need was calculated for each sector, comprised of multiple indicators selected and refined through consultations with each Cluster in Iraq. Indicators within each sectoral index took on different weights based on their estimated proportional contribution to the overall need, as defined by the Cluster. Households were identified as "in-need" if the weighted sum of their sectoral deprivation was greater than a specified cut off. Clusters performed additional analysis using expert judgement and alternative data sources, therefore some figures may vary.

## CENTRALITY OF PROTECTION AND ACCOUNTABILITY TO

## AFFECTED PEOPLE

## MAINSTREAM PROTECTION ISSUES

In the post-ISIL context, addressing the protection concerns of Iraq's IDPs is a primary focus for humanitarians, and working towards durable solutions for this population will be at the forefront of humanitarian planning in 2019. The vast majority of the humanitarian response to date has been focused on those IDPs who reside in registered camps (approximately 20 per cent of the almost 2 million people who remain displaced). It is estimated that aid reaches only 10 per cent of the remaining 1.5 million who live outside of camps. Expanding access to this population is a priority for humanitarians.

The protection needs of the IDP population are diverse, and Iraq's post-conflict environment adds a layer of complexity to addressing these needs. There are challenges with obtaining national identification documents and appropriate civil documentation to register deaths, marriages and births, and to secure housing, land and property rights. IDPs cite the lack of employment/livelihood opportunities among their top concerns, along with irregular access to food, health, shelter and education. For IDPs outside of camps, all of these uncertainties are multiplied. Moreover, the psychological trauma of protracted displacement—more than half of IDPs in Iraq have been displaced for three or more years—cannot be discounted. Some displaced Iraqis resort to extreme measures including suicide or attempted suicide in response to the mental anguish they feel.

IDPs with perceived affiliations to extremist groups have been identified as the most vulnerable beneficiaries that humanitarians serve. Armed security actors use the suspected presence of those with alleged affiliations as a pretext to enter and search IDP camps, sometimes arbitrarily arresting IDPs and family members, thus violating the civilian and humanitarian character of camps, and contributing to an environment of fear and uncertainty for IDPs. Women and children whose fathers, husbands, sons, brothers or even more distant family members are accused of being members ISIL-affiliated can face grave consequences, and are often subject to discriminatory practices in the provision of and access to humanitarian assistance. Within camps, they can be isolated and segregated, subjected to movement restrictions, denied access to humanitarian aid, and victimized by sexual violence and exploitation. For women and children with perceived affiliations who live outside of camps, these negative impacts are compounded dramatically. Distinguishing between legitimate security concerns and promoting the return and/or reintegration of these women and children is important to prevent future radicalization. Meeting their needs is among the core of protection concerns in Iraq, along with survivors of GBV including sexual exploitation and abuse, children at risk,

persons with disabilities or chronic conditions, older persons, individuals subject to forced and premature return, and people facing obstacles to achievement of durable solutions.

## SEXUAL AND GENDER-BASED VIOLENCE

Sexual and gender-based violence in Iraq is widespread and reported both in-camp and out-of-camp settings. It is exacerbated by vulnerabilities of women and girls whose husbands, fathers, brothers, and sons have been killed or detained during the conflict against ISIL. Threats can include domestic violence; sexual violence, exploitation and abuse, including by security actors; forced marriage, including child marriage; and denial of resources to female headed-households with perceived affiliations. Limited economic opportunities and gaps in assistance can lead to negative coping strategies including survival sex.

Through its partners, the UN provides direct multi-sectoral support services for survivors of gender-based violence including women and girls in camps and will continue to do so on a non-discriminatory basis. UN agencies and their partners maintain a strong presence in camps and continue to encourage families who are experiencing GBV in camps to contact the UN directly or through an anonymous hotline available in the camps.<sup>1</sup> Additional efforts must be made to meet the protection needs of those outside of camps. There are multiple initiatives underway within to tackle both gender-based and sexual violence, but care must be exercised to ensure these are complementary and add real value and impact.

The UN system is also engaged in high-level advocacy with the Government of Iraq to support legislative and policy reform to strengthen protection mechanisms to prevent abuses from occurring and to hold perpetrators to account. In September 2016, the UN and the Government of Iraq signed joint communique committed to addressing conflict-related sexual violence and to ensuring the provision of services, livelihood support and reparations for survivors and children born of rape.

## PREVENTION OF SEXUAL EXPLOITATION AND ABUSE

Prevention lies at the core of the UN strategy to combat sexual exploitation and abuse by UN staff. A PSEA network was initially established in Iraq in July 2016 to coordinate and support the implementation of this strategy, including raising

1. The Iraq IDP Information Centre is a telephone call centre launched by UN agencies in 2015 to provide displaced communities across Iraq with timely information on humanitarian assistance, including food distribution points, medical services, and shelter options. It also functions as a feedback mechanism, serving as a hotline where beneficiaries can relay problems in accessing aid or report GBV.

public awareness and conducting risk assessments. Extensive staff training and outreach was conducted in 2017, which prompted an increase in reports of possible misconduct in 2018. A dedicated hotline has also been established to relay specific queries from beneficiaries to responding agencies and clusters and uses established referral pathways to address sensitive issues, including allegations of sexual exploitation and abuse. Ideally, each report is then investigated by a UN agency or referred for investigation by an implementing partner and tracked for follow up and accountability. Additional attention by relevant actors in Iraq is required to ensure that the hotline functions as envisioned. An effective response encompasses all the actions taken following a report of possible misconduct from receiving a complaint to ensuring that appropriate disciplinary action is taken against perpetrators. The UN is working to improve the speed, accuracy and comprehensiveness in reporting allegations of sexual exploitation and abuse, the pace and quality of investigations and follow-up and accountability. UN agencies in Iraq in close cooperation with NGOs will aim to ensure that victims receive the support and attention they deserve from the moment an allegation is received until there is an outcome. Converting this intent to sustained application commensurate with a zero-tolerance approach will remain an ongoing challenge.

## PERCEPTION OF AND ACCOUNTABILITY TO AFFECTED PEOPLE

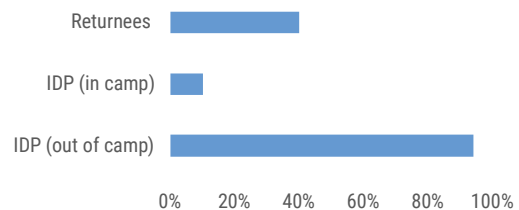
The humanitarian community in Iraq continues to place accountability to affected people at the centre of humanitarian operations. Mechanisms such as the Iraq IDP Information Centre<sup>2</sup> (IIC, or IDP Call Centre), Rapid Protection Assessments, the Communication with Communities Taskforce, the PSEA network and the various sectors' specific accountability procedures (including camp committees) have informed humanitarian partners in understanding people's needs and perceptions.

As part of assessing needs for the 2019 HNO, humanitarians conducted face-to-face interviews and focus group discussions with affected communities both in camps and out of camps, and talked to key informants at the community level. Analysis was undertaken of data from secondary sources such as the IDP Call Centre and an OECD-backed survey of affected populations in Iraq,<sup>3</sup> to better understand IDPs' overall ability to access humanitarian assistance.

A Multi-Cluster Needs Assessment (MCNA) conducted in August 2018 sought to ascertain access to aid for the affected population.<sup>4</sup> A total of 94 per cent of displaced people in camps confirmed they had received aid in the 30 days before the survey, compared to only 10 per cent of IDPs in out-of-camp locations and 4 per cent of returnees. Other intervening factors may account for low percentages among returnees and IDPs at out-of-camp locations. Partners are assessing the

relation between the results and influencing factors such as data being collected after Ramadan, at a time when humanitarian activities may decrease, or possibility that populations may not be perceiving some services provided by humanitarians as humanitarian aid.

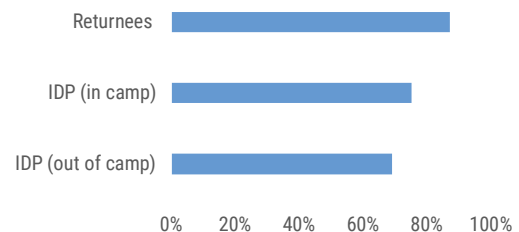
### Percentage of households who reported receiving aid in the 30 days prior to the data collection



Source: MCNA VI, August 2018

Levels of overall satisfaction with humanitarian aid is relatively high across all three groups surveyed, at 87 per cent for returnees, 75 per cent for IDPs in-camp, and 69 per cent among displaced people at out-of-camp locations. Levels of satisfaction with aid workers was high across all the three groups, with the highest being 92 per cent among displaced people in camps. All respondents indicated dissatisfaction at the quantities of aid received.

### Percentage of households satisfied with aid workers



Source: MCNA VI, August 2018

Despite the existence of available mechanisms such as the IIC, affected communities have consistently indicated that they lack the information about services and support available to them; respondents voiced the need for accurate and timely distribution of information. Across all population groups, the top information requested was regarding livelihood opportunities (58 per cent), safety and security (42 per cent), and housing status (33 per cent), followed by information on the status of basic services.<sup>5</sup> The desire for information about livelihood opportunities may signify that with the progression from active conflict to a situation of protracted displacement for some beneficiaries, affected populations have started moving away from asking for life-saving humanitarian assistance and are searching for more long-term and durable

2. See previous footnote.

3. Ground Truth Solutions, Survey of Affected People and Staff Survey October 2017.

4. MCNA VI, 2018

5. MCNA VI, 2018.

solutions to meet their needs. In 2017, the most sought-after information by affected populations was on distribution of assistance (38 per cent)<sup>6</sup> followed by information on donor organizations and NGOs.

As humanitarian workers seek to increase accountability to affected populations, investments need to be made into channels of communication preferred by affected populations. Findings from the MCNA survey indicate that affected populations prefer to provide feedback through face-to-face communication with aid workers (72 per cent) or phone calls (40 per cent). In parallel, affected populations have shown increasing preference for getting information from family and friends in their areas of origin, local authorities and NGOs, indicating a need to invest in relationships with communities.

Regarding complaint mechanisms, data shows that of surveyed people in camps, over 78 per cent know how to lodge complaints while 87.5 per cent feel there is no hindrance for them to do so.<sup>7</sup> However, this information is contradicted by the expanded population sample surveyed by the OECD-backed survey, which indicated that many displaced people do not know how to file a complaint and do not believe their views are considered regarding aid provision. Additional efforts are clearly needed, especially for out-of-camp populations who have more limited access to complaint mechanisms.

In any case, a high awareness of complaint procedures does not translate into satisfaction of the quality of the follow-up and resolution, as 76 per cent of in-camp IDPs surveyed in one assessment reported that nothing was done after a complaint was received.<sup>8</sup> Having knowledge of preferred sources of information—as well as understanding if affected peoples are comfortable raising complaints—will allow humanitarian actors to make additional investments in the correct capacities. Systematic follow-ups and referrals on reported cases would go a long way in restoring confidence in the mechanisms already in place. Once affected populations have confidence in feedback mechanisms, including receiving an answer to the complaints they lodge, their level of participation may increase.

Efforts should be made to ensure that mechanisms are in place for accountability to affected populations nationwide, while also maintaining a balance between centralized complaints procedures, and localised mechanisms such as Communications with Communities and camp committees. There is a need to proactively build dialogue with affected communities, in which people in need not only feel empowered to lodge complaints or give critiques but also trust that humanitarian actors will swiftly take appropriate action on the feedback received.

6. Ground Truth Solutions, Survey of Affected People and Staff Survey October 2017.

7. CCCM/REACH Initiative Camp Profiling, Round X, August 2018.

8. Ibid.

## ACCESS AND OPERATIONAL

## CHALLENGES

While insecurity persisted, physical access to most areas of Iraq improved in 2018.

Areas considered "inaccessible" due to ongoing conflict, high levels of insecurity or blanket denial of passage are now relatively few, clearly identifiable and largely localized. In parallel, there has been a significant deterioration in terms of bureaucratic impediments to a timely and efficient response. Of current concern is the growing trend for district and Governorate level authorities to disregard the nationally-agreed procedures for obtaining access letters, with civil authorities as well as military actors demanding additional approvals be obtained locally. Whilst typically not preventing the delivery of humanitarian assistance in absolute terms, significant delays can occur, needlessly burdening aid-delivery mechanisms. Anbar, Mosul, Salah al-Din and Kirkuk governorates all offer extensive examples of this practice.

For NGOs, the process of federal registration with the Directorate of NGOs in Baghdad has proven to be a time-consuming impediment to action, with many NGOs waiting months for registration and the permission to begin project implementation. The delay in registration produced secondary negative effects in the limitations on visa applications and the denial of access letters to NGOs not registered with the federal Government of Iraq (GoI).

While the Kurdistan Regional Government (KRG) visas for NGOs are generally available, the GoI visas for the 1,000 NGO staff on international contracts—out of 16,000 NGO staff in Iraq<sup>1</sup>—are difficult to obtain and expensive. The most common visa types issued from the GoI are three or six month multiple-entry visas,<sup>2</sup> while less than 10 per cent of visas issued were one-year multiple entry visas. The process to obtain a GoI visa takes an average of 44 days<sup>3</sup> and multiple visits to various government offices around Baghdad. It also requires NGOs to have a separate office in Baghdad, necessitating that NGOs open or move offices in Baghdad simply to be able to activate visas. The total cost of the visa process to NGOs in Iraq in 2017

has been conservatively estimated to cost over US\$ 5 million.<sup>4</sup>

Unexpected administrative changes can add additional layers of complexity. For example, in 2018 Iraq's Ministry of Interior issued an instruction that required all foreign NGO workers to pay a deposit of 1 million IQD for all visas for international staff.<sup>5</sup> This resulted in over 400 NGO international staff<sup>6</sup> effectively side-lined, and unable to obtain visas, some unable to travel to their primary work locations for many weeks, constraining the timely and efficient delivery of aid to communities across several governorates. The human and financial cost of delayed humanitarian programming is difficult to calculate.

The absence of large-scale military operations belies a security situation which, if anything, has become more complex and fractured in the post-Mosul operating environment. With communities and armed actors still stringently divided along sectarian, tribal and factional lines, the need for reconciliation and community building is of pressing concern. In an atmosphere of suspicion, where whispers or perceptions of political affiliation can see people denied equal access to humanitarian assistance, the humanitarian response must redouble its efforts to continue to be seen as neutral, impartial and free of political interference.

In late August, OCHA completed the first round of an Access Severity Mapping exercise, consisting of focus groups held at the Governorate level with UN, INGO and NNGO invited to discuss and determine humanitarian actors' perception of access constraints in all districts of that Governorate. The perception-based exercise complements other available incident-based mechanisms—notably INSO's comprehensive security incident mapping<sup>7</sup>—and will be conducted regularly on a quarterly basis, or more frequently if needed.

1. NGO Coordination Committee for Iraq (NCCI) Member Details Assessments.

2. NCCI Survey with 66 NGOs responses, July 2018.

3. Ibid.

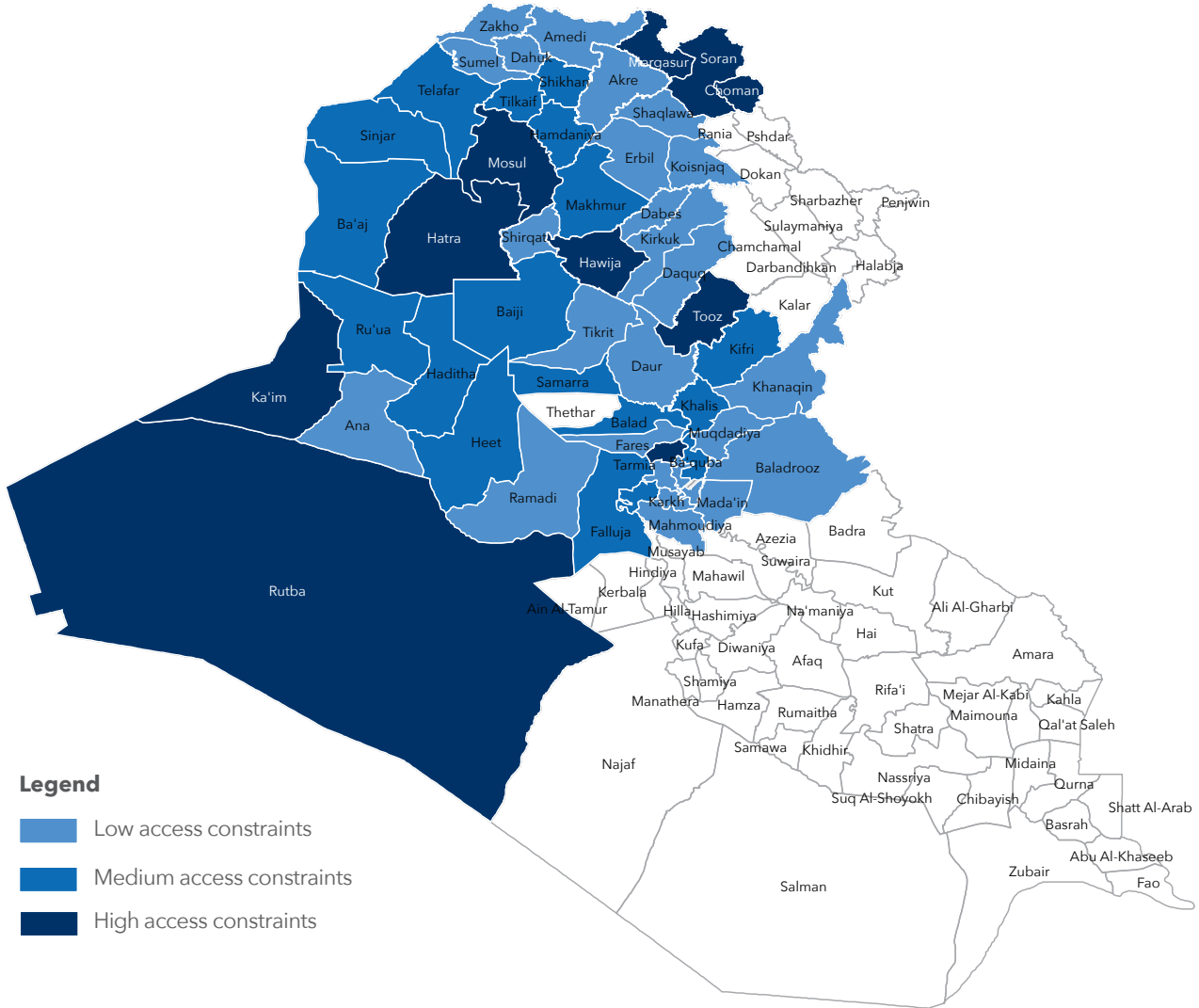
4. The Cost of Visas for NGOs in Iraq, An NCCI analysis of the cost to NGOs operating in Iraq, April 2018.

5. No. 1424 of 24/06/2018 regarding the adoption of the deposit of insurance provided by the Iraqi Foreign Residence Law No 76 of 2017/Paragraph B - III/Article 18.

6. NCCI Member Survey, June 2018.

7. The International NGO Safety Organization (INSO)

PERCEIVED LEVELS OF ACCESS CONSTRAINTS BY DISTRICT



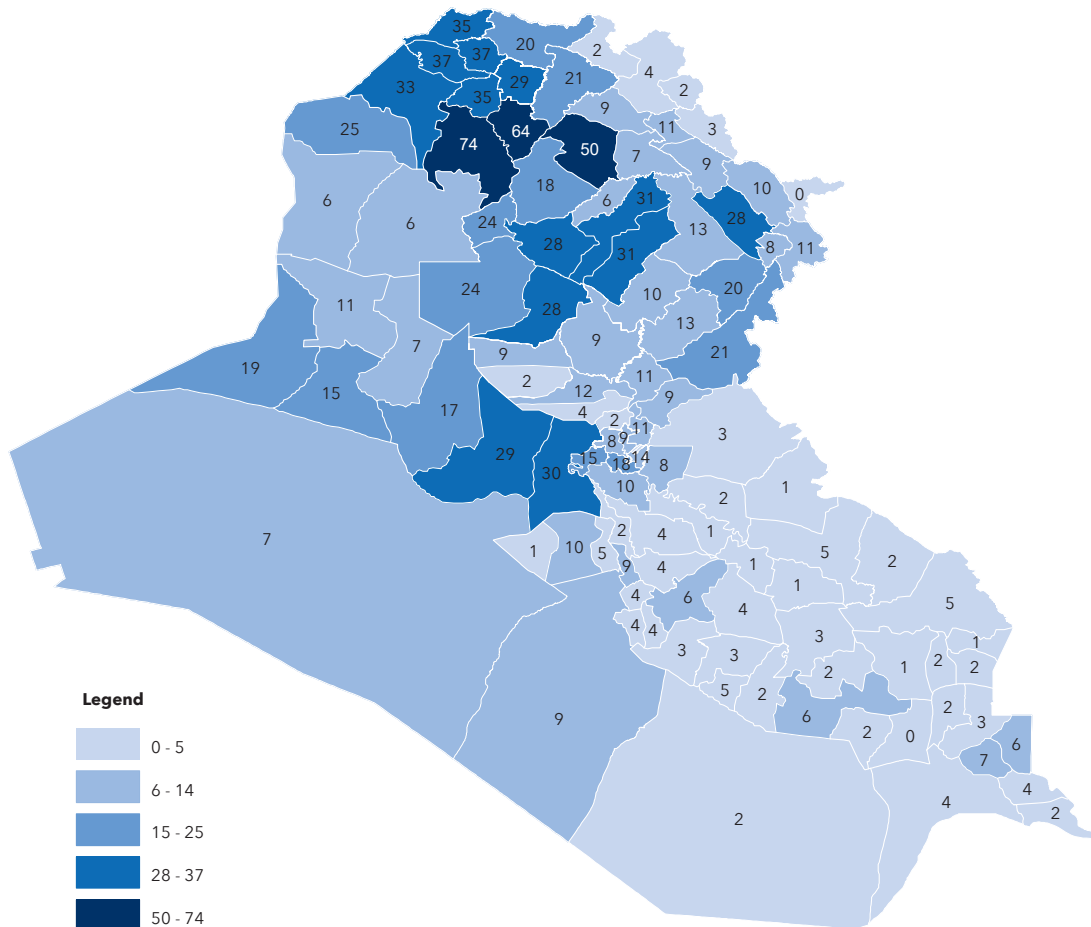
Source: OCHA Access Severity Mapping, first round, August 2018

PARTNER PRESENCE BY GOVERNORATE AND CLUSTER

Governorates	CCCM	Education	Emergency Livelihoods	Food Security	Health	MPC	Protection	RRM	SNFI	WASH	Grand Total
Anbar	2	7	3	10	9	7	22	2	10	11	45
Babylon		1	1		2		6			2	9
Baghdad	1	3	1	5	5		12		2	5	27
Basrah					1	1	5		1	1	8
Dahuk	1	8	12	6	18	2	27		5	11	62
Diyala	1	3	4	3	6	3	14		2	4	26
Erbil	1	11	9	13	12	1	24		8	3	54
Kerbala				2	1		7		1	1	10
Kirkuk	2	8	8	6	13	4	21	1	11	10	48
Missan						1	3		1	1	5
Muthanna			1			1	2		1	1	5
Najaf					3		6		1	1	9
Ninewa	4	23	22	26	30	12	58	1	24	31	108
Qadissiya			1			1	4		1	1	7
Salah al-Din	3	6	3	6	10	6	16	2	8	9	38
Sulaymaniyah	2	4	7	4	9	3	15		5	5	35
Thi-Qar						1	4		1	1	6
Wassit							3			2	5
	<b>7</b>	<b>34</b>	<b>30</b>	<b>33</b>	<b>42</b>	<b>15</b>	<b>84</b>	<b>4</b>	<b>39</b>	<b>48</b>	<b>167</b>

Source: Iraq Humanitarian Dashboard, 3W (September 2018)











PARTNER PRESENCE BY DISTRICT



Source: Iraq Humanitarian Dashboard, 3W (September 2018)

# PART II: NEEDS OVERVIEWS BY SECTOR

## INFORMATION BY SECTOR

-  Protection
-  Health
-  Water, Sanitation & Hygiene
-  Food Security
-  Shelter and Non-Food Items
-  Camp Coordination and Camp Management
-  Education
-  Emergency Livelihoods
-  Multi-Purpose Cash Assistance
-  Rapid Response Mechanism

## OPERATIONAL NEEDS

-  Emergency Telecommunications
-  Logistics
-  Coordination and Common Services

## INFORMATION GAPS AND ASSESSMENT PLANNING



## PROTECTION

### KEY MESSAGES

- General protection needs have shifted in post-conflict Iraq to include: violation of the rights of individuals with perceived affiliation to extremist groups, violations by armed security actors in camps and informal settlements; severe psychological distress; challenges with securing civil documentation; and forced, premature and obstructed returns, including those linked to tribal or other inter-communal conflicts.
- Gender-based violence (GBV) continues to be perpetrated, particularly against women and girls, with female headed-households and women and girls with perceived affiliation at heightened risk. Resort to survival sex has become all too common, due to limited economic opportunities and gaps in assistance.
- Protection risks for children are exacerbated by prolonged displacement and lack of livelihood opportunities. Boys and girls with perceived affiliation are at risk of detention, denial of access to civil documentation and services, sexual violence and exploitation.
- The most pressing post-conflict housing, land and property (HLP) issues include: forced evictions; extensive damage, destruction and secondary occupation of property in retaken areas, coupled with uneven access to compensation and restitution mechanisms, particularly for individuals with perceived affiliation and female-headed households.
- Extensive explosive hazard contamination in retaken areas continues to impede humanitarian access and safe returns. Civilians—particularly men and boys—remain at grave risk due to limited understanding of explosive hazard risks, while access to victim assistance remains uneven across Iraq.

### OVERVIEW

**Around 4.5 people in Iraq are estimated to need specialized protection services throughout 2019, a reduction of 0.9 million compared to 2018.** The highest number of IDPs in need of protection assistance are still concentrated in Ninewa, Dahuk, Erbil, Salah Al-Din, Sulaymaniyah, Kirkuk, Baghdad and Anbar,<sup>1</sup> while returnees in need of protection assistance are primarily in Ninewa, Anbar, Salah Al-Din, Kirkuk and Diyala.<sup>2</sup>

**General Protection:** In post-conflict Iraq, IDPs and returnees alleged to be affiliated with extremists are among the most vulnerable groups, and meeting their unique protection and reintegration needs will require focused attention of protection

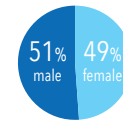
1. Based on IOM DTM data, Round 100, July 2018 and MCNA VI data, ranked by severity of protection risks.

2. Ibid.

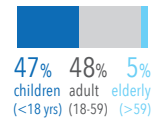
### NO. OF PEOPLE IN NEED

4.5M

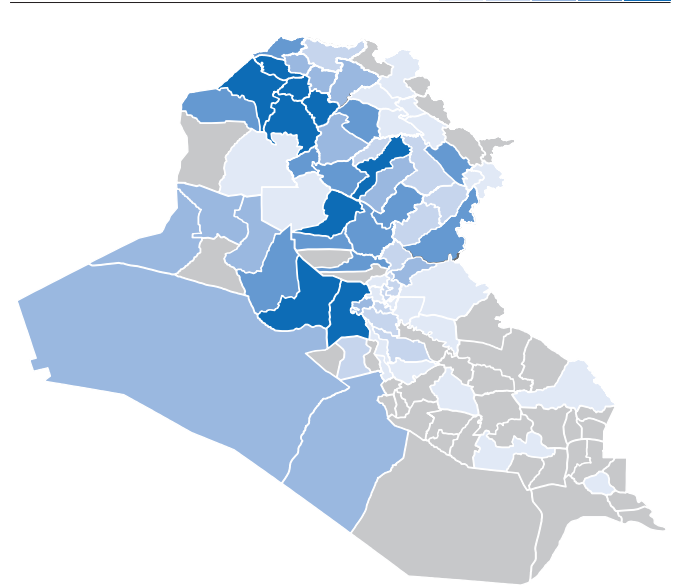
### BY SEX



### BY AGE



### SEVERITY MAP



actors. In addition, despite concerted advocacy, the presence of armed security actors in camps and informal settlements resulted in repeated protection violations in 2018, which are expected to continue into 2019 as restoration of civilian control over displacement issues and security affairs remains incomplete.<sup>3</sup> The protracted nature of displacement has exacerbated existing vulnerabilities, compelling some displaced Iraqis to resort to extreme measures, including suicide or attempted suicide.<sup>4</sup> Access to documentation has become more restricted in certain areas of displacement, and for particular groups, e.g. persons with perceived affiliations to extremist groups.<sup>5</sup> Forced, premature and barred returns—by civilian, military and security actors—became more widespread in 2018,<sup>6</sup> and are likely to continue into the next year.

**GBV violations:** Gender-based violence—including domestic violence, sexual violence, exploitation and abuse—have been

3. According to Protection partner reports, Rapid Protection Assessments, and Protection Incident Reporting Matrix, 87 violations were reported from January to August 2018 across Iraq, affecting over 10,000 individuals. In addition, over 100 violations were reported from May to September 2018 from just three camps.

4. Protection partner reports.

5. Protection partner reports.

6. Forced Eviction/Return Tracking Matrix; protection partner reports; Rapid Protection Assessments.

reported both in camps and informal settlements.<sup>7</sup> Women and girls with perceived affiliation—in particular—have often been subject to sexual violence, exploitation and abuse by security actors in-camp settings, and this is partially attributed to lack of access to basic services and livelihood opportunities.<sup>8</sup> They also face extreme stigma from communities, in areas of displacement and return, sometimes resulting in expulsion. As the duration of displacement has increased, limited resources and economic hardship have led displaced women and girls to resort to negative coping mechanisms, including survival sex.<sup>9</sup> Access to GBV services is reported to be lowest among returnees,<sup>10</sup> likely due to the limited availability of government and humanitarian GBV services in areas of origin, and limited awareness about available services.

**Child Protection:** In 2018, a high prevalence of poverty-induced child protection risks, such as child labour and child marriage, were observed both among IDP and returnee children, compared to past years. In 2018, psychosocial distress among returnee and remainee children was significantly higher relative to in-camp IDP children,<sup>11</sup> and violence at home was highlighted as another critical child protection risk.<sup>12</sup> Lack of birth certificates and other documentation will continue to hamper children's realization of their rights and access to services in 2019. In addition, boys and girls with perceived affiliations are at heightened risk of discrimination in accessing basic services, sexual violence and exploitation, and arbitrary detention. Minors joining armed groups due to economic vulnerability and insecurity continue to be reported. Those who were formerly associated with armed groups will require highly specialized services and reintegration support.

**Housing, Land and Property:** IDPs residing outside of camps—particularly those in informal settlements—remain at risk of forced evictions, as owners seek to restore possession of their properties, and authorities in some locations seek to return IDPs to their areas of origin.<sup>13</sup> Among IDPs surveyed across Iraq, 46 per cent of out-of-camp IDP households and 33 per cent of in-camp IDP households cited HLP issues—e.g. damage/destruction, secondary occupation, or lack of proof of ownership—as a reason for not returning to their areas of origin.<sup>14</sup> However, among returnees, HLP partners reported an increase in submission of compensation claims in Salah al-Din and Diyala compared to previous years—likely due to restoration of courts, establishment of compensation committees, and an increase in the pace of returns following

the end of military operations.<sup>15</sup>

**Mine Action:** There are approximately 2,522 square kilometres of recorded explosive hazard contaminated land across Iraq.<sup>16</sup> However, the full extent of contamination remains uncertain and is likely higher. There is an urgent need for residential clearance, including non-discriminatory conflict-sensitive prioritisation, which considers socio-economic vulnerability. Contamination continues to impede humanitarian access, and hampers safe and sustainable returns. The latest data indicates that, out of casualties whose sex and age were reported, 54 per cent were men and 36 per cent were boys, the majority civilians.<sup>17</sup> Survivors of explosive incidents still have limited access to comprehensive assistance, including physical and functional rehabilitation services and psychosocial support.

**Operational Challenges:** Access and partner capacity challenge humanitarian actors in reaching the most vulnerable people with protection services. Protection partners increased their presence in central-southern Iraq in 2018;<sup>18</sup> however, due to budgetary constraints, this often came at the cost of withdrawal of partners from the Kurdistan Region of Iraq (KR-I), where IDPs remain in protracted displacement. Access to certain areas remains difficult, particularly Hawiga district in Kirkuk, certain districts in Salah al-Din and Diyala, western Ninewa, and west Anbar. Gaps in the national legislation and procedures, including to support gender-sensitive access to justice for GBV survivors and HLP compensation mechanisms, and limited availability of specialized legal aid actors and government social workers, are key gaps. Implementation of explosive hazard clearance activities requires time and effort, and operational efficiency is decreased because of the significant obstacles, humanitarian mine action partners face with importing specialised equipment.

---

## ANALYSIS OF HUMANITARIAN NEEDS

---

**Among the most vulnerable groups, persons with perceived affiliation to extremists are at heightened risk of violence, exploitation and a range of rights violations, including:** severe movement restrictions, seizure or denial of access to civil documents, denial of public services, arbitrary arrest and detention, and barred returns to their areas of origin.<sup>19</sup> While reintegration prospects remain elusive, their needs remain complex. Adapted services to ensure equal access for those with disabilities, chronic conditions and the elderly are limited across Iraq. In 2018 the civilian and humanitarian character of camps was repeatedly compromised, with armed actor presence in camps resulting in arbitrary arrest and detention; harassment and physical violence against IDPs and humanitarian actors; and GBV and child protection incidents

7. UNFPA, 'Assessment of the Needs of and Services Provided to GBV Survivors in Iraq,' 2018 in progress; IMC, 'Safety Audit in Ja'dah camps,' April 2018; Monthly reports from governorate-level GBV Working Groups.

8. Amnesty International, 'The Condemned: Women and Children Isolated, Trapped and Exploited in Iraq,' April 2018.

9. Monthly reports from governorate-level GBV Working Groups.

10. UNFPA, 'Assessment of the Needs of and Services Provided to GBV Survivors in Iraq,' 2018 in progress.

11. For children's psychological distress, median percentage for returnees is 12.9 per cent, non-displaced is 17.7 per cent, while IDPs in and out of camps are 2.1 per cent and 1.2 per cent respectively (MCNA VI)

12. ILA III shows that 10 per cent of the key informants in surveyed locations reported that violence at home exists among IDPs and 11 per cent of key informants indicated that it exists among returnees according to key informants in these locations.

13. Forced Evictions/Returns Tracking Matrix.

14. MCNA VI, 2018.

15. HLP partner reports on compensation claims.

16. iMMAP

17. <http://www.the-monitor.org/en-gb/reports/2018/iraq/casualties.aspx#ftn10>

18. NPC Quarterly Partner Presence Dashboards.

19. Protection partner reports; Rapid Protection Assessments; The Condemned: Women and Children Isolated, Trapped and Exploited in Iraq. Amnesty International Report: April 2018.

including sexual exploitation and abuse.<sup>20</sup> The mental health and psychosocial support needs of affected populations have seemingly become more pronounced, as previously unseen levels of suicides and attempted suicides have been reported.<sup>21</sup> Across Iraq, 8 per cent of out-of-camp IDP households, 10 per cent of camp-based IDP households, 8 per cent of returnee household and 6 per cent of remainee households reported missing documentation,<sup>22</sup> without which they are unable to exercise basic civil rights. Forced and premature returns continue to be reported in Salah al-Din, Baghdad, Anbar, Kirkuk, Diyala and Ninewa governorates, including through coercive practices, often resulting in secondary displacement.<sup>23</sup> Moreover, many families lack access to information necessary to make informed decisions about return.<sup>24</sup>

**Vulnerable women and girls among IDPs, returnees and host communities continue to experience domestic violence, sexual violence, exploitation and abuse, forced marriage and denial of resources.** The situation of women and girls with perceived affiliations to extremists is particularly worrying as they are also experiencing stigma and discrimination.<sup>25</sup> Access to services has been the lowest among returnees, followed by host communities, and then IDPs in camps.<sup>26</sup> Many GBV survivors refuse to be referred to specialized services due to fear of stigmatization, reprisals including honour killing and other forms of violence, or due to the lack of trust in available services and avenues for legal redress. Additionally, limited capacity and shortage of staff and resources have directly affected the availability and effectiveness of national protection systems, hampering timely assistance to survivors.<sup>27</sup>

**Children comprise approximately half of the overall people in need.**<sup>28</sup> Rates of psychosocial distress among returnee and non-displaced children are higher than among in-camp

IDP children,<sup>29</sup> possibly due to the lack of access to services, livelihoods opportunities for their families, and insecurity in the areas of origin. There are more than 15 districts across Iraq where 30 to 50 per cent of children of households reported showing signs of psychosocial distress.<sup>30</sup> Violence at home is reported both in IDP and returnee locations nationally,<sup>31</sup> which indicates the need to strengthen family and community-based care for children. In 2018, prolonged displacement and lack of access to livelihoods in the areas of return significantly increased the incidence of certain child protection issues, such as child labour (including the recruitment into pro-government armed groups), as well as child marriage and other forms of sexual violence and exploitation.<sup>32</sup> Girls and boys living both in- and out-of-camps are increasingly out of school,<sup>33</sup> mainly due to a lack of financial means, exposing them to higher child protection risks. Children with disabilities experience physical and social barriers in accessing essential services, and are more vulnerable to violence, exploitation and abuse.<sup>34</sup> A significant number of children face challenges in accessing birth certificates and other documentation, especially those born out of rape. Boys and girls who were recruited by extremist groups are subject to detention, separation from their families, and experience acute psychosocial distress. They also face challenges with reintegration into their communities, and barriers in access to education and other services.

**Forced evictions remain the primary HLP issue to address in 2019.** Although at the national level, only 7 per cent of out-of-camp displaced families are at risk of eviction, the risk is much higher in districts such as Telafar, Tikrit and Hamdaniya (above 20 per cent) and in Kerbala governorate.<sup>35</sup> Similarly, while only 4 per cent of returnee households are at risk of eviction at the national level, the risk is significantly higher in Ru'ua, Haditha, Mosul, Rutba and Daur.<sup>36</sup> In informal settlements in Salah al-Din, Kirkuk and Baghdad, forced evictions have often been driven by the intent of authorities to

20. Protection partner reports; Rapid Protection Assessments, and Protection Incident Reporting Matrix in Ninewa camps.

21. Protection partner reports.

22. MCNA VI, 2018.

23. Protection partner reports; Rapid Protection Assessments, and Protection Incident Reporting Matrix in Ninewa camps; ROAR.

24. REACH Initiative, 'Mass Communication Assessment of IDPs in Northern Iraq,' May 2018.

25. Amnesty International Report, 'The Condemned: Women and Children Isolated, Trapped and Exploited in Iraq,' April 2018.

26. UNFPA, 'Assessment of the Needs of and Services Provided to GBV Survivors in Iraq,' 2018 in progress.

27. Ibid.

28. Sex and age disaggregated People in Need matrix, OCHA 2018.

29. MCNA VI, 2018.

30. MCNA VI, 2018.

31. ILA III, Protection Data.

32. One of the major negative coping mechanism of HH for food insecurity is children (under age of 18) work to provide resources (MCNA VI, 2018).

33. The highest reasons why children are out of school is "not afford to pay the fees" (MCNA VI, 2018).

34. Child protection partner reports.

35. MCNA VI, 2018.

36. In Ru'ua (16.1 per cent), Haditha (9.5 per cent), Mosul (8.5 per cent), Rutba (8.3 per cent) and Daur (7.9 per cent). MCNA VI, 2018.

## CHILD PROTECTION

### Top 3 Districts - % households reporting children with distress

IDPs Out-of-Camps	IDPs In-Camps	Returnees
Tooz 47.4%	Hawiga 34.0%	Rutba 39.1%
Kirkuk 44.4%	Tilkaif 27.3%	Tooz 37.0%
Dabes 42.5%	Kirkuk 22.2%	Hawiiga 29.3%

## GENERAL PROTECTION

### Top 3 Districts - % households missing documentations

IDPs Out-of-Camps	IDPs In-Camps	Returnees
Najaf 29%	Erbil 20%	Balad 16%
Dabes 24%	Sulaymaniyah 14%	Haditha 15%
Sinjar 23%	Ramadi 13%	Tilkaif 15%

have IDPs return to their areas of origin, as well as owners' need to restore possession of their properties.<sup>37</sup> Many returnees—in Anbar, Salah al-Din, Kirkuk, Diyala and Ninewa—who are alleged to be affiliated with extremists have been forcibly evicted from their homes upon return, resulting in their secondary displacement, with their properties destroyed or confiscated.<sup>38</sup> They are often unable to replace missing ownership documents or reclaim possession of occupied property, due to discriminatory barriers in accessing courts, and are officially barred from filing compensation claims for damaged/destroyed properties. Female-headed households often lack adequate income to pay rent and are consequently at heightened risk of forced evictions, as well as exploitation and abuse by landlords.<sup>39</sup> Damage/destruction, secondary occupation, or lack of proof of ownership were cited as a reason for not returning to their areas of origin by 40.6 per cent of out-of-camp IDPs, with significantly higher rates in Kerbala, Erbil, Anbar, Kirkuk, Baghdad and Salah al-Din.<sup>40</sup> The same issues were cited as a reason for not returning by 33 per cent

of in-camp IDPs, with much higher rates in Baghdad, Kerbala, Anbar and Erbil.<sup>41</sup> Although there has been an increase in the filing of compensation claims in 2018 compared to previous years, budgetary allocations to reward compensation have yet to materialize. Where the properties of returnees have been unlawfully occupied by other families or security actors, they require proof of ownership to restore possession, which many lack.<sup>42</sup> Female-headed households rarely challenge illegal occupation due to fear of GBV<sup>43</sup> and are often excluded from their inheritance and transfer of possession claims.

**Accountability to Affected Populations:** The Protection Cluster continues to engage directly with affected people through dissemination of critical information and community consultations, including by the Communication with Communities Task Force, and by responding to weekly referrals, feedback and complaints received from the Iraq IDP Information Centre, the GBV-specialized hotlines, and the Explosive Hazard Reporting mechanism.

37. Forced Eviction Tracking Matrix; protection partner reports; Rapid Protection Assessments.

38. Protection partner reports; Rapid Protection Assessments.

39. Oxfam, 'Emerging Forms of Socio-Economic Marginalization and Vulnerability of Women in a Post-ISIS Context,' 2018.

40. Kerbala (81 per cent), Erbil (60 per cent), Anbar (56 per cent), Kirkuk (54 per cent), Baghdad (49 per cent) and Salah al-Din (48 per cent) as per MCNA VI, 2018.

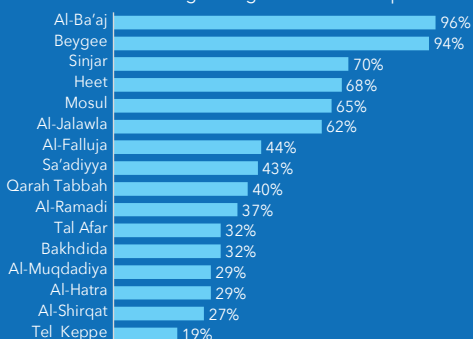
41. Baghdad (67 per cent), Kerbala (49 per cent), Anbar (44 per cent) and Erbil (43 per cent), as per MCNA VI, 2018.

42. Qualitative assessments conducted by HLP partners in 2018.

43. Oxfam, 'Emerging Forms of Socio-Economic Marginalization and Vulnerability of Women in a Post-ISIS Context,' 2018.

HLP - DAMAGED HOUSES

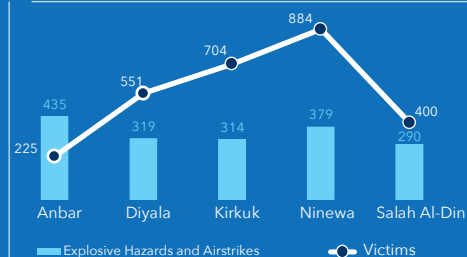
% of residential housing damaged across 16 Iraqi cities



GBV - FEMALE HEADED HOUSEHOLDS



MINE ACTION





## HEALTH

### KEY MESSAGES

- Continuation of uninterrupted Primary Health Care services to IDPs in camps remains the priority need, along with maintenance and, where required, enhancement of basic minimum standards of quality of healthcare services, while support to return and out-of-camp locations is secondary and will depend on availability of resources.
- There is a need to increase Mental Health and Psychosocial Support Services (MHPSS), physical and mental rehabilitation and Gender-Based Violence (GBV) interventions in health programming. Safe access to GBV survivor-centered quality health services is critical; the health services are often the first or the only point of contact for GBV survivors.
- Prevention, control and rapid response to communicable and vaccine-preventable disease outbreaks in previously conflict-affected areas continues to remain a critical health need.
- Handover/integration of emergency health services with the routine healthcare services of the Directorates of Health needs to be supported by health partners where possible.

### OVERVIEW

There was an initial shortfall in humanitarian funding for health needs in 2018,<sup>1</sup> (HRP requirements were only 13 per cent funded as of 31 August) which caused many partners to downsize services in camps and begin to transition service provision to the Government. However, funding levels increased later in the year, which allowed partners to continue to support the Directorates of Health (DoHs) who have stated that they are not able to take-over and maintain the new health facilities established during the emergency response, due to shortage of financial and human resources.

According to Ministry of Health data, 32 per cent of hospitals and 14 per cent of primary health care centres (PHCCs) in Ninewa are destroyed, while 35 per cent of PHCCs in Kirkuk are not functional and 17 per cent of hospitals in Anbar are only partially functioning. Although there are improvements from previous years, due to increased government engagement, humanitarian assistance and the UNDP Stabilization programme, it is evident that:

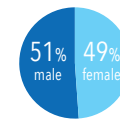
- There is a need to continue providing health services to cover gaps till the health facilities and hospitals are up and running; and
- Continued support needs to be provided to the referral mechanism to avoid gaps in higher-level care.

1. Iraq: Scheduled Health Project Closures, as of 31 August 2018 - [https://www.humanitarianresponse.info/sites/www.humanitarianresponse.info/files/documents/files/who\\_irq\\_project\\_closures\\_august\\_31082018.pdf](https://www.humanitarianresponse.info/sites/www.humanitarianresponse.info/files/documents/files/who_irq_project_closures_august_31082018.pdf)

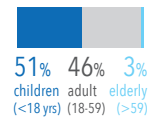
### NO. OF PEOPLE IN NEED

5.5M

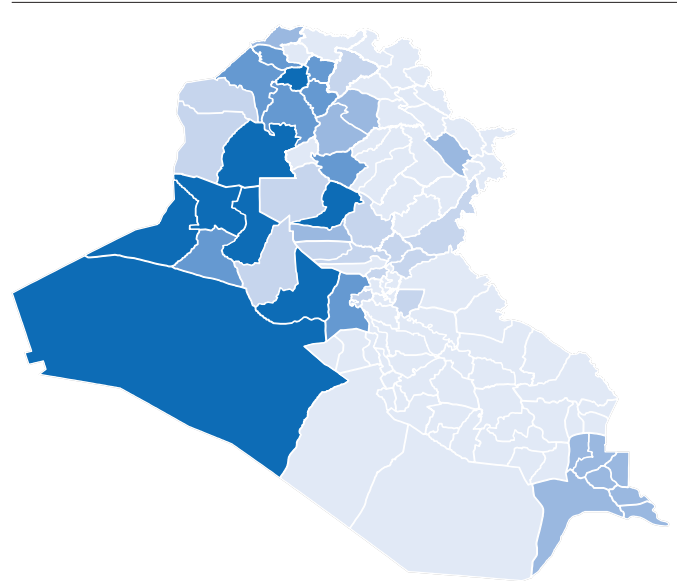
### BY SEX



### BY AGE



### SEVERITY MAP



The lack of government capacity to absorb the emergency facilities currently servicing 3.4 million people targeted under HRP 2018 is likely to compound the main needs in 2019, namely:

- Some 83 per cent of surveyed population<sup>2</sup> currently needing health assistance reported issues in accessing healthcare. This demonstrates that, despite attempts to make services available in government and partner-supported facilities, many continue to remain in need of humanitarian health interventions.
- Assessments<sup>3</sup> showed that there is a need to build the capacity of health staff in such areas as creating public awareness; implementing standard infection prevention; enhancement of referrals for complicated cases; and reinforcement of chronic illness interventions. Such actions should complement with general plans to handover/integrate emergency interventions into the routine services, in order to facilitate durable solutions.

The protracted and secondary displacement of people, coupled with a shortage of basic necessities such as potable water and hygienic living conditions, create ideal conditions for

2. MCNA VI, 2018.

3. Iraq: Quality of Care, June 2018 - <https://www.humanitarianresponse.info/en/operations/iraq/infographic/iraq-quality-carejune-2018>

outbreaks of communicable diseases and present challenges to their control. Between January and August 2018, 217 alerts for communicable diseases—including measles, acute flaccid paralysis, and meningitis—were received through the Early Warning and Response Network (eWARN) from 241 reporting sites.<sup>4</sup> The governorates with the highest number of alerts are Ninewa, Sulaymaniyah and Dahuk. This demonstrates that continuous surveillance and timely response facilitated by the eWARN system in static and mobile health clinics is required, in addition to developing/updating standards, tools and guidelines to guide and support improvements in the effectiveness, operational efficiency, and sustainability of eWARN within the framework of routine programming.

The shortage of essential medicines and medicines for chronic and non-communicable diseases remains an area of concern. The Government only permits a few selected agencies to import such medicines into the country, a restriction which can exacerbate shortfalls. Therefore, despite trying to avoid stock-outs of medication during the emergency response, this issue remains a provision gap which must be addressed.

The armed conflict against ISIL has also resulted in many individuals becoming physically and mentally traumatized or disabled. Cases of Conflict-Related Sexual Violence (CRSV)<sup>5</sup> require both medical support and medium- to long-term psychosocial support alongside protection-related interventions, including empowerment of survivors. The MHPSS working group, the Physical Rehabilitation Coordination Group, and the Health Cluster GBV focal point need to remain active to ensure an effective, coordinated and focused inter-agency response to the mental and psychosocial needs of the affected population (particularly women and girls), address the needs of those with physical ailments, and streamline GBV interventions in health programming.

4. eWARN monthly snapshot, July 2018 - [https://www.humanitarianresponse.info/sites/www.humanitarianresponse.info/files/documents/files/who\\_irq\\_ewarn\\_july\\_a3\\_16082018.pdf](https://www.humanitarianresponse.info/sites/www.humanitarianresponse.info/files/documents/files/who_irq_ewarn_july_a3_16082018.pdf)

5. GBV assessment in eight conflict-affected governorates, 2016 - <https://www.humanitarianresponse.info/en/operations/iraq/assessment/gbv-assessment>

## AFFECTED POPULATION

While 7.6 million people were in need of health services in 2018, some 5.5 million individuals are expected to be in need of primary and secondary healthcare services during 2019, a caseload reduction due to continued IDP returns. The cluster's priority is for the displaced population in camps, based on the available financial and human resources to deliver services, with return locations as a secondary priority. Out-of-camp locations will be targeted through support to existing government structures. The focus remains on the most vulnerable population groups including women, girls and children under five and the elderly, who are the least able to access healthcare services. In addition, care will be directed at individuals with mental and psychological challenge; those wounded during armed conflict who have sustained disabilities; amputees; people with chronic diseases; female-headed households; pregnant and lactating women; and the people affected by the outbreak of communicable diseases.

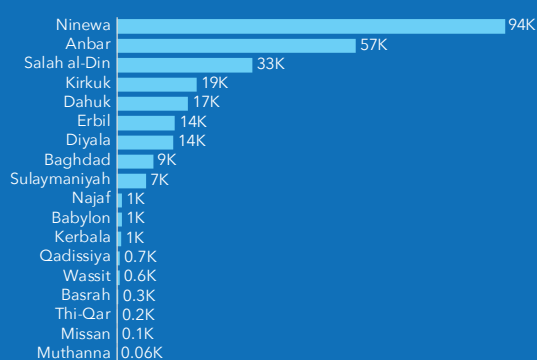
## ANALYSIS OF HUMANITARIAN NEEDS

Continuation of primary and secondary healthcare services and referrals to displaced population in camps remains a priority as humanitarian health services are often the only option for this group. Access to health services is particularly critical for female survivors of GBV in IDP and refugee communities. Needs remain high in out-of-camp locations and will be prioritized if sufficient resources become available.

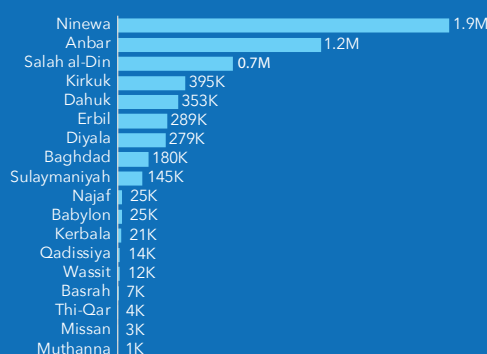
Surveillance, management and control of communicable diseases—including immunization against vaccine-preventable diseases in all existing IDP camps and PHCCs in the affected governorates—is another major area of focus, given ongoing population displacement, the unhygienic living conditions in many settings and seasonal disease trends.

With over 30 per cent of hospitals destroyed in some locations, short-term humanitarian support alongside stabilization programmes is required in order to avoid gaps in service availability. Although rehabilitation of damaged hospitals and major health facilities is ongoing in Ninewa, Anbar, Salah al-

### WOMEN OF CHILD-BEARING AGE IN NEED OF RH SERVICES



### PEOPLE IN NEED OF PHC SERVICES



Din and Kirkuk, there are indications that the government may not be able to assume service provision in some of these facilities, which will need to be supported by humanitarians for the foreseeable future.

Lack of medicine and adequate referral mechanisms continue to impact people displaced across Iraq. A Quality of Care survey has shown that in partner-supported PHCCs in camps, 54 per cent of patients cited only partial availability of prescribed medications at the time of the assessment, while 47 per cent were not referred to higher-level facilities when necessary. In addition, only 36 per cent were comfortable with the number of people present during a physical examination, an indication that privacy and confidentiality need to improve. These and other indicators which serve as feedback from affected population show the need for enhancing the quality of services to beneficiaries, while also maintaining minimal stock-outs of supplies such as essential medicines, lab reagents, consumables, etc.

The number of civilian with injuries, sustained as a result of armed conflict, remains high. A total of 4,493 amputees live in Ninewa, of which 668 are victims of the improvised explosive devices, mines and booby traps left behind as a result of the major military campaigns and the withdrawal of various armed groups. This number includes only those registered in the Mosul Rehabilitation Centre patients' database. Considering the difficulties of population movement and the presence of explosive hazards, the actual number of amputees living in Ninewa is likely to be higher; even more so across the country.

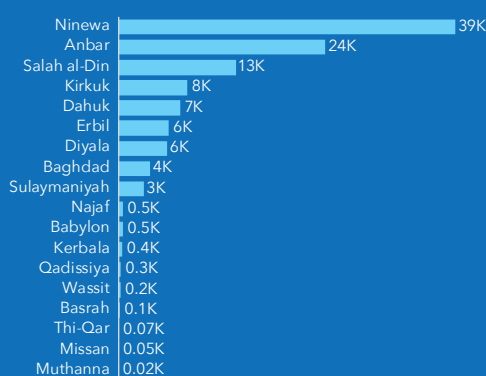
As many as 1 million people will be in need of some kind of mental health and psychosocial support services, including 162,000 people with severe mental health conditions. Before the armed conflict with ISIL, WHO estimated that 1 to 2 per cent of the Iraqi population suffered from an acute mental health condition such as severe depression, psychosis, or a disabling

form of anxiety, while some 5 to 10 per cent suffered from mild to moderate mental health conditions such as anxiety disorders.<sup>6</sup> Post-conflict, it is estimated that these percentages have doubled. Mental health and psychosocial support activities, health services for survivors of GBV and CRSV, and rehabilitative services for amputees are needed primarily in Ninewa, Dahuk, Anbar, Sala al-Din and Kirkuk where people have been most heavily affected by the conflict. Furthermore, attention should be given to identification of safe referral pathways to ensure comprehensive management of GBV cases connecting health services and clinical management to social services and MHPSS, in a manner which guarantees safety, confidentiality, and privacy of the survivor.

While service-provision is the mainstay of humanitarian medical activities, capacity-building of health staff on issues of public health importance needs to be conducted simultaneously. In many governorates, the DoH has established a periodic staff-rotation for capacity-building purposes. This should facilitate the transfer of international knowledge and skill-sets to enhance national capacity. Integrating response to GBV into the health system is also considered a priority, which means health staff should be trained on providing first-line support, clinical management of sexual assault and rape, identification of GBV cases, and safe referrals. A gradual phasing out of humanitarian partners is expected in the coming years, to be replaced by the DoH, but this is dependent on sustaining services for as long as they are required, capacity building of DoH staff and working in line with the FFS programme to avoid service-gaps.

6. Assessing mental health and psychosocial needs and resources, [http://www.who.int/mental\\_health/resources/toolkit\\_mh\\_emergencies/en/](http://www.who.int/mental_health/resources/toolkit_mh_emergencies/en/)

## PEOPLE IN NEED OF PHYSICAL & MENTAL REHABILITATION SERVICES





## WATER, SANITATION & HYGIENE

### KEY MESSAGES

- WASH needs remain high among the different categories of people in need (internally displaced, refugees, vulnerable host communities and returnees in areas of origin) in Iraq.
- The WASH sector continues to support areas of returns in bid to bridge up humanitarian and recovery activities and promote integrated WASH programming.
- The increasing variability of the country's climatic and meteorological conditions is negatively impacting on water resources availability and quality (surface water and groundwater); this could trigger drought-like phenomena. The southern governorates are the worst affected.

### OVERVIEW

The protracted conflict in Iraq has resulted in massive damage of water and sanitation infrastructure. Available resource and capacities have been drained in support of displaced populations. This has resulted in insufficient access to potable water and inadequate sanitation services for affected population in many districts, thus negatively impacting the country's public health infrastructure and the dignity of highly vulnerable and displaced communities. The poor quality of water and sanitation facilities in some IDP camps coupled with the lack of adequate and sustained WASH services across Iraq additionally exposes vulnerable populations to the risk of water borne diseases, especially cholera.

Many parts of Iraq are facing water scarcity<sup>1</sup> due to the fact that the discharges of its main two aquatic resources, the Tigris and the Euphrates rivers, are decreasing at an unprecedented rate. This is due to the country's changing climatic and meteorological conditions (low rainfall and increase in average temperatures), and the situation is exacerbated by other manmade activities such as dam construction, and increased water demand by IDPs in camps. There has already been significant notable decline in surface water (perennial rivers and lakes/dams) and groundwater resources, and a decline in water quality (high turbidity, high salinity and bacteriological contamination).<sup>2</sup> This implies that in 2019, communities in the worse affected governorates, namely Muthanna, Thi-Qar, Qadissiya and Basrah may remain highly susceptible to risk of infection by water-borne diseases, social tension and possible displacement.<sup>3</sup> The WASH Cluster will emphasize sustainable management of water resources to increase access and quality, and provision of appropriate sanitation services in affected governorates to mitigate the impact of water pollution.

1. 'Water scarcity' shall be referred to as the yearly amount of renewable freshwater per capita (in m3) in each governorate or within a population catchment areas such as districts or sub-districts.

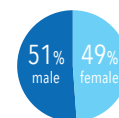
2. <https://www.economist.com/middle-east-and-africa/2018/06/02/climate-change-is-making-the-arab-world-more-miserable>

3. Multi-sector field scoping mission to the southern governorates, August 2018.

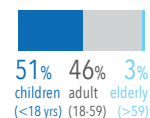
### NO. OF PEOPLE IN NEED

2.3M

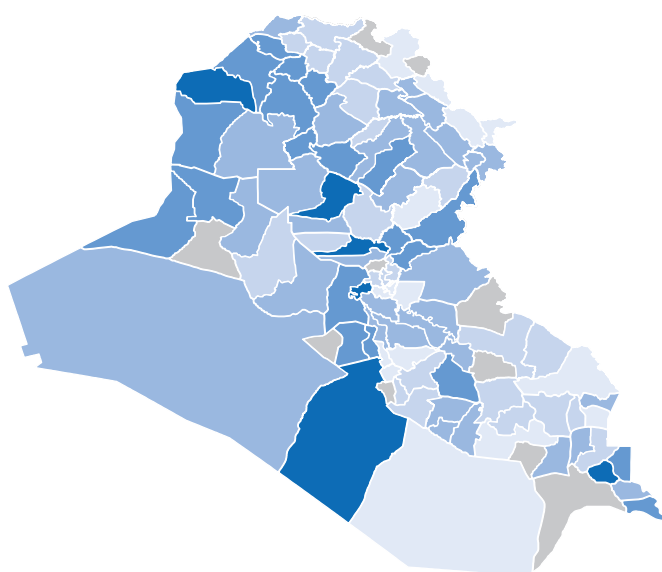
### BY SEX



### BY AGE



### SEVERITY MAP



Since 2016, WASH partners have focused mainly on increasing access to safe drinking water to the affected population in and out-of-camps, to the detriment of improving sanitation services. As a result, sanitation facilities such as latrines and cesspools in most camps are in a poor state and require upgrades. Lack of wastewater treatment—especially in IDP camps—has increased desludging rates, and lack of sustainable disposal and management of solid waste is facilitating environmental contamination. There are only 26 central wastewater treatments plants in Iraq, nine of which are either non-functioning or only partially working. Some governorates such as Ninewa, Kirkuk, Diyala, Basrah and Wassit do not have any wastewater treatment plants. Within Baghdad governorate, 1.5 million tons of untreated sewage are reportedly dumped in the Tigris river every day due to lack of wastewater treatment facilities. Reports from the Ministry of Environment indicate that bacteriological contamination of surface water varies between governorates, ranging from 3 per cent up to 35 per cent; in Basrah<sup>4</sup> over 70 per cent of water sources are contaminated. As Iraq is a country which experiences endemic cholera, exposure of affected populations to such environmental contamination and poor water quality puts them at risk. Thus, there is need for improved sanitation (wastewater treatment and latrine coverage), improved

4. <https://aawsat.com/english/home/article/1373041/iraq-activists-campaign-save-basra-health-ministry-denies-cholera-outbreaks>

water quality and strengthened hygiene promotion/cholera preparedness and response in 2019.

## AFFECTED POPULATION

An estimated 2.3 million people across Iraq remain in critical need of sustained, equitable access to safe and appropriate WASH services,<sup>5</sup> of which females account for 52 per cent, children for 47 per cent and the elderly for 4 per cent.<sup>6</sup> This is a decrease of 43 per cent from 2017-2018, in which 5.4 million were estimated to be in need of WASH services. The population in need of adequate WASH services in 2019-2020 includes approximately 656,400 IDPs (of whom 174,315 are found in out-of-camp locations); 1.3 million returnees; 197,144 people highly vulnerable host communities;<sup>7</sup> and 113,019<sup>8</sup> refugees in nine refugee camps.<sup>9</sup>

## ANALYSIS OF HUMANITARIAN NEEDS

Approximately 1.4 million<sup>10</sup> people including IDPs from Ninewa, Kirkuk, Salah al-Din and Anbar governorates residing in 33 camps will continue to require some level of specialised WASH support. This is in addition to a legacy caseload of 144,485 IDPs in Dahuk governorate, who have been displaced since 2014. The poor standards of water and sanitation facilities, and inadequate access to water and coverage sanitation in some camps indicates the need for continued operation and maintenance through infrastructures upgrade or installation of new facilities.

5. Persons in critical need of WASH include those living in-camps, outside camps and within host communities (both rural and urban) in critical shelter conditions (collective shelters, public buildings, unfinished buildings, and informal settlements), as well as affected people who are returning to newly accessible areas. Criticality of need has been defined by the following criteria: people highlighting water, sanitation and hygiene as a primary need, the percentage of displaced people within the community and the risk of conflict.

6. Information Management Working Group, Iraq Humanitarian Profile, July 2018.

7. World Bank / Government CSO poverty rate 2016 applied on population living within two km radii of IDP concentration areas where the ratio of IDPs to host population is more than 10 per cent (using landscan data projected to Iraq CSO population estimate 2015)

8. UNHCR, Iraq, 30 June 2018.

9. Four in Erbil, four in Dahuk and one in Sulaymaniyah.

10. CCCM Aug 2018.

Approximately 229,900 IDPs in 33 camps are receiving less than 35 l/per people/per day (below minimum standards). This is in addition to 337,184 people in 38 locations (both camp and non-camp)<sup>11</sup> who still depend on water trucking, which is very costly and not sustainable in the long-term. In 2019, the WASH sector will continue to emphasize the need for rapid rehabilitation of damaged and dysfunctional water infrastructure, while establishing linkage with recovery projects working towards full rehabilitation of infrastructures in non-camp locations.

Sanitation and latrine coverage in 22 IDP camps are still below WASH Cluster minimum standards, where more than 20 people share one latrine.<sup>12</sup> Additionally, sanitation facilities in some IDP camps are in poor state or poorly designed, coupled with lack of proper wastewater treatment facilities, generating high rates of wastewater desludging. This is not only a financial burden to the WASH actors but also puts 482,085 people<sup>13</sup> in camps and surrounding areas at risk of water-borne diseases as result of discharge of untreated wastewater into surrounding surface water, thereby deteriorating the quality of drinking water.

In KR-I, 172,715 IDPs in 21 camps and 548,092<sup>14</sup> IDPs in out-of-camp locations will continue to require basic WASH support. Due to the protracted conflict, most of the camps in KR-I have existed for over three years, and as such water and sanitation infrastructure and resources to support daily needs of the IDPs have been over stretched and deteriorated over time, requiring rehabilitation and new construction. Additionally, continued WASH assistance is also needed for 113,019 Syrian refugees in the KR-I.

Returnees and persons who have stayed in their locations during the conflict will continue need extensive WASH assistance. Although most of the damaged water supply infrastructures in re-taken areas such as Ninewa, Kirkuk and Anbar have been partially or fully rehabilitated in 2017-2018, several locations across Iraq still have non-functional water infrastructure that requires rehabilitation. Restoration of basic levels of water and sanitation services in areas of return is essential

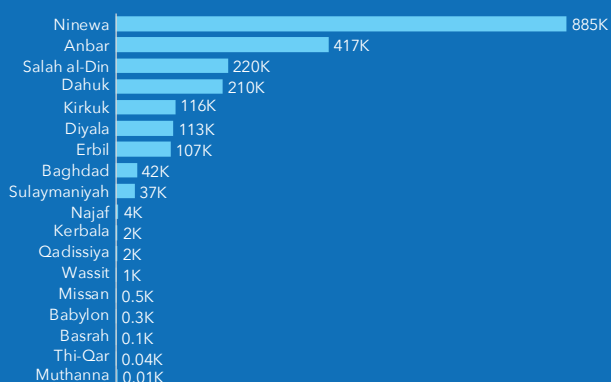
11. WASH Cluster internal water trucking assessment/mapping Aug 2018.

12. WASH Cluster sanitation gap analysis, September 2018

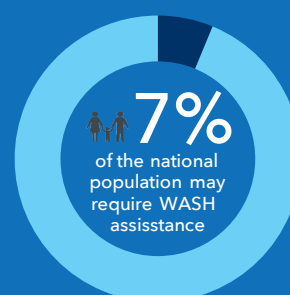
13. WASH PIN 2019.

14. CCCM Aug 2018.

## PEOPLE IN NEED OF WASH ASSISTANCE PER GOVERNORATE



## % OF NATIONAL POPULATION REQUIRING WASH SUPPORT



in facilitating dignified return of the population.

**An estimated 197,144 people in highly vulnerable host communities, particularly in hard-to-reach locations, require some level of WASH assistance.**<sup>15</sup> WASH services are required to assist vulnerable host communities, especially those in hard-to-reach locations, and to help people in need to build their resilience. Due to the refugee and IDP influx, water resources and sanitation infrastructure in host areas have been over-exploited leading to decline in access by the host population. Improving WASH services for these populations will be important to avoid social tension and conflicts between displaced persons and host communities.

15. WASH 2018 People in Need based on IOM DTM IDP and Returnees Master List, Round 100, July 2018.

**It is estimated that 1,893,672 people living in remote areas of Basrah, Thi-Qar, Missan, Qadissiya and Muthanna rely on small rivers which are contaminated.** Such water sources could be vulnerable to shifts in the declining surface and ground water levels, and deteriorating water quality status.<sup>16</sup> These communities (an estimated 25 per cent of the total population in southern governorates) are also subject to a high risk of infection by water-borne diseases, and to displacement due to water scarcity for household and other economic uses. The WASH Cluster shall prioritize interventions in these locations to those needs that fall within humanitarian or immediate nature to mitigate public health risk of the people.

16. Multi-sector scoping mission to the Southern governorates, August 2018.



## FOOD SECURITY

### KEY MESSAGES

- Vulnerable displaced families living in camps need consistent and predictable food assistance, until transfer of responsibility from humanitarian actors to government social safety nets takes place.
- There is a need to pivot toward early recovery activities to revitalize food production and restore fragile livelihoods of returning and vulnerable families. In 2019, humanitarian activities need to be designed to feed into long-term rehabilitation of damaged agricultural and irrigation infrastructure.
- As government social safety nets may not cover all food needs of displaced people living in out-of-camp locations, informal settlements, host communities and returnees, case-by-case support from humanitarian actors may be required in areas where there are gaps.<sup>1</sup>

### OVERVIEW

Budget constraints for food assistance programming among partners led to a forced reduction of food assistance in camps to large families in April 2018, affecting 15,516 families, and pipeline breaks to camp beneficiaries in October 2018, impacting some 480,000 people.<sup>2</sup> Such disruptions significantly impact IDP populations who cannot access other sources of assistance, act as potential drivers for unplanned returns contrary to the principled returns framework, and propel negative coping strategies including reductions in daily food consumption.

Partly in response to the budget constraints, the planned transition from in-kind to cash modalities has gained pace over the year—37 per cent of food security assistance is now cash-based in comparison to 22 per cent in December 2017.<sup>3</sup>

As FSC partners were able to access conflict-affected areas across Iraq for the first time since the conflict ended, response activities expanded in scope, with increasing implementation of humanitarian-development nexus activities, alongside assistance in camps. Partner activities and intentions are clearly aligning with livelihood, resilience and early recovery activities in 2018-2019, focussing on IDPs, host communities, returnees and secondarily-displaced beneficiaries, in parallel to the continuation of emergency assistance in camps.<sup>4</sup> This transition is the key change from 2017, which was primarily focused on emergency response, and reflects shifting needs in

1. According to MCNA VI, 56 per cent IDP households out-of-camp, 55 per cent IDP households in camps, and 87 per cent returnee families reported accessing PDS in the three (3) months preceding the interview.

2. WFP response in camps April and September as reported in ICCG minutes.

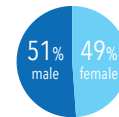
3. <http://fscluster.org/iraq/document/fsc-dashboard-december>

4. FSC Iraq dashboards 2018, SO2 reporting.

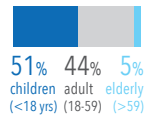
### NO. OF PEOPLE IN NEED

2.5M

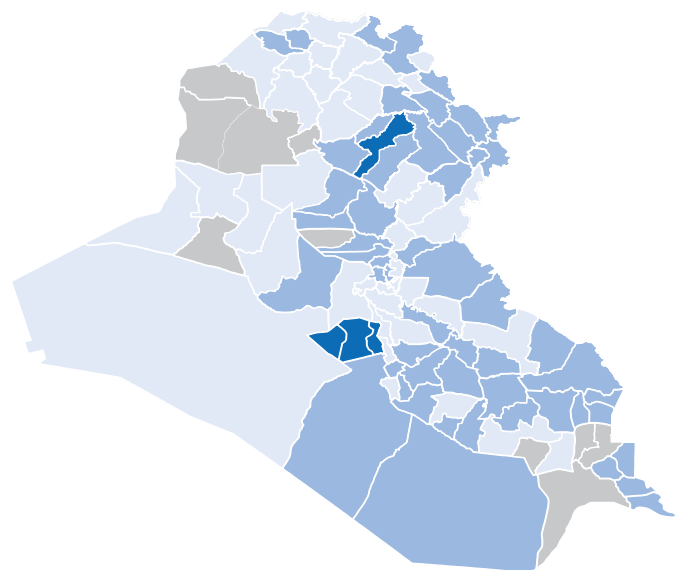
### BY SEX



### BY AGE



### SEVERITY MAP



light of reduced security constraints, an increase in the number of returnees<sup>5</sup> and the Cluster assumption that government safety nets are returning to pre-conflict status.

Although returns continue, the returnee flows are far less than anticipated in 2017. This put additional pressure on response requirements in 2018. WFP camp beneficiary numbers remain relatively stable at approximately 500,000 people.<sup>6</sup> Intention surveys across ten governorates indicate that only 9 per cent of households in formal camps intend to return their area of origin over the next 12 months, and only 3 per cent in informal sites.<sup>7</sup> Detailed accounting of IDPs who are not able to leave camps—due to their perceived affiliation with extremist groups, tribal conflict or ethnic tension—is difficult to achieve, but necessary, and remains a gap in data. Protracted food security assistance will be required for this sub-set of IDPs.

5. RWG presentations 2018: <https://reliefweb.int/report/iraq/iraq-situation-unhcr-flash-update>, 2018

6. WFP beneficiary numbers contain some camps that are recognised as informal settlements in CCCM data, hence the anomaly in figures between WFP and CCCM.

7. CCCM/REACH IDP Intentions Survey, August 2018.

## AFFECTED POPULATION

Based on the 2018 MCNA and using the 2016 Comprehensive Food Security and Vulnerability Assessment (CFSVA) as a baseline data set, the people in need of food and livelihoods assistance is estimated at 2.4 million, with majority of needs concentrated in Diyala, Ninewa, Dahuk, Anbar and Erbil governorates.

Stable in-camp populations of IDPs dominate targeted people-in-need figures, with little movement expected over the remainder of 2018 until the trifecta of increased security, access to livelihoods and government services improves in areas of origin. Though numbers of IDPs in camps are anticipated to decline to 415,000 in 2019;<sup>8</sup> out-of-camp IDP populations assessed as food insecure or vulnerable to food insecurity have remained at around 300,000.<sup>9</sup>

A total of 380,000 returnees and 38,000 people in host communities are estimated to be food insecure. Governorates with the highest returnee populations who are food insecure are Salah al-Din (76,000), Ninewa (162,000), Anbar (63,000) and Diyala (20,000). Among these returnees, significant food consumption gaps, high expenditure on food and negative coping strategies have been observed.<sup>10</sup> Vulnerable host and IDP households remain at risk of becoming food insecure due to increasing pressures on dwindling livelihoods, unsustainable coping strategies and protracted displacement. Female-headed households across all categories of people in need are assessed as most vulnerable. Agricultural, fishery, and livestock activities are low across Iraq due to looting and damage caused to agricultural tools and machinery, which are difficult to replace due to inflated prices.<sup>11</sup> Rural livelihood and resilience activities targeting returnees and host communities in Ninewa, Salah al-Din, Kirkuk, Anbar and Diyala are priority needs.

## ANALYSIS OF HUMANITARIAN NEEDS

**Failure to provide food assistance in camps puts displaced people at risk of food insecurity, while also prompting unsafe and undignified returns, and potentially creating secondary displacement.** Continuation of food assistance in camps is a critical need at least until the end of 2019, but expected to decrease as camps gradually consolidate and close. Projections from CCCM and WFP place camp populations

8. CCCM Data August, 2018.

9. Comprehensive Food Security and Vulnerability Assessment, 2016.

10. MCNA VI, 2018; CARI Analysis, 2018; Comprehensive Food Security and Vulnerability Assessment, 2016.

11. FAO Damage and Loss Analysis 2018.

at approximately 500,000 IDPs for 2019 (although, as noted above, this number may decrease over time).<sup>12</sup> Out of current beneficiaries, approximately 62 per cent of the in-camp population are signalling an intention to stay for the next 12 months.<sup>13</sup> Therefore, programming in anticipation of 500,000 IDPs still in-camp and approximately 300,000 food insecure IDPs<sup>14</sup> residing in out-of-camp settings is a priority. Though the number of people in camps may decrease over the year, it is unlikely that large scale movements will occur until the conditions for sustainable return are met. Twenty-one per cent of in-camp IDPs are female-headed households. There is also a demographic of 15 per cent girls aged between 6 to 17 years in camps. In informal settlements, female-headed households make up 14 per cent and girls 16 per cent respectively.<sup>15</sup> These groups are particularly vulnerable to food insecurity as they are less able to safely access income generating activities, have a traditional role in society as caregivers and preparers of food for the family, and are at more at risk of using coping strategies that are unsafe or not sustainable.

**Insufficient livelihood, rehabilitation and development nexus activities in areas of return and areas where host populations reside may see an increase in the number of food insecure people.** Lack of livelihoods risks increasing the caseload dramatically as a result of a number of people resorting to negative coping strategies to cover basic food needs. Food insecurity among host communities and returnees requires further location specific data collection to inform programming. Around 10 per cent of returnees<sup>16</sup> and another 6 to 10 per cent of host communities are assessed to be food insecure.<sup>17</sup>

**The provision of agricultural inputs and services to help restore fragile livelihoods and assist returning or vulnerable families is a fundamental food security objective that should be further prioritized.**<sup>18</sup> In addition to the already food insecure people, some 22 per cent of returnees, 25 per cent of host communities and 16 per cent of non-camp IDPs are designated as “potentially vulnerable to food insecurity”,<sup>19</sup> particularly in Ninewa, Salah al-Din, and Dahuk Governorates. Urban livelihood and resilience projects, concentrated around infrastructure rehabilitation, and the restitution of a reliable

12. CCCM data, 2018.

13. MCNA VI, 2018.

14. BRHA and MCNA figures 2018.

15. MCNA VI, 2018.

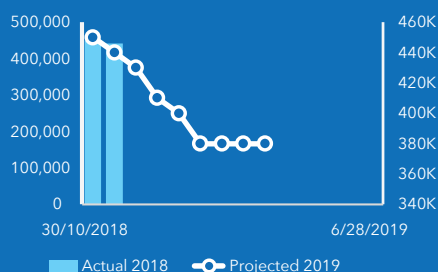
16. MCNA VI, 2018.

17. Country wide Comprehensive Food Security and Vulnerability Assessment, 2016.

18. HRP 2018 Strategic Objective 2, Food Security Cluster.

19. Country wide Comprehensive Food Security and Vulnerability Assessment, 2016, plus MCNA for Ninewa and Anbar provinces.

### IDP ASSISTANCE IN CAMPS PROJECTED



### PEOPLE IN NEED IN-CAMPS vs OUT-OF-CAMPS



### PROJECTED CASH vs IN KIND



Public Distribution System, are required for a sustainable response.

Projects that address the underlying factors of vulnerability act as preventative support measures for these groups, while simultaneously targeting existing food insecure populations.<sup>20</sup> Support for interventions targeting local economic recovery provide productive employment, income generation and development solutions for displacement.

The Government of Iraq and its development partners should devise an extensive plan to rehabilitate the country's destroyed silos and storage and crop processing facilities, especially in crisis-affected areas, to absorb the local wheat harvest. Given that wheat is the backbone of the PDS system benefitting all categories of beneficiaries, rehabilitation assistance is a priority. Despite this year's drought, Iraq local wheat production was of no less than 2.5 million tonnes in the 2018 season, an improvement over previous forecasts.

---

20. WFP CARI analysis VAM 2018.



## SHELTER AND NON-FOOD ITEMS

### KEY MESSAGES

- Vulnerable people affected by conflict are impacted by substandard living conditions which negatively impact health, dignity, privacy, safety and security.
- IDPs in camps that have been living in emergency shelter for more than four years with constrained prospects for return will remain heavily dependent on humanitarian efforts.
- Out-of-camp IDPs living in substandard shelter are the most vulnerable, with limited self-reliance and significant protection risks arising from their living conditions. Returnees living in war-damaged shelter are at risk of secondary displacement unless provided with external assistance.

### OVERVIEW

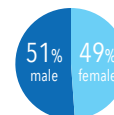
The end of military operations in December 2017 created improvements in the security of affected governorates and enabled the return of 800,000 people in 2018,<sup>1</sup> but it also revealed the stretched capacity of communities and the Government to meet basic needs and provide essential services.<sup>2</sup> The scale, severity and complexity of needs for shelter and basic household items remain significant. Of the IDPs who do not intend to return to areas of origin within the next year, 47 per cent cite damage to property as a major reason to remain in displacement.<sup>3</sup> Similarly, approximately 32 per cent of returnees have returned to their areas of origin but not to their homes,<sup>4</sup> for reasons including damaged or destroyed housing and property disputes. Current assessments confirm widespread damage to shelter throughout the country: some 138,000 houses were damaged, half of which are beyond repair, across 63 urban centres and 1,746 villages in the seven most conflict-affected governorates.<sup>5</sup> Low-income housing is assessed to have experienced the bulk of the conflict-related damage (68 per cent).<sup>6</sup> In areas of displacement, especially the northern governorates which host a large proportion of IDPs, rent prices are increasing,<sup>7</sup> making more likely the risk of additional displacement to critical sub-standard shelters.

The impact of the conflict is of such magnitude that housing reconstruction will require US\$17.4 billion and several years

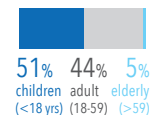
### NO. OF PEOPLE IN NEED

2.4M

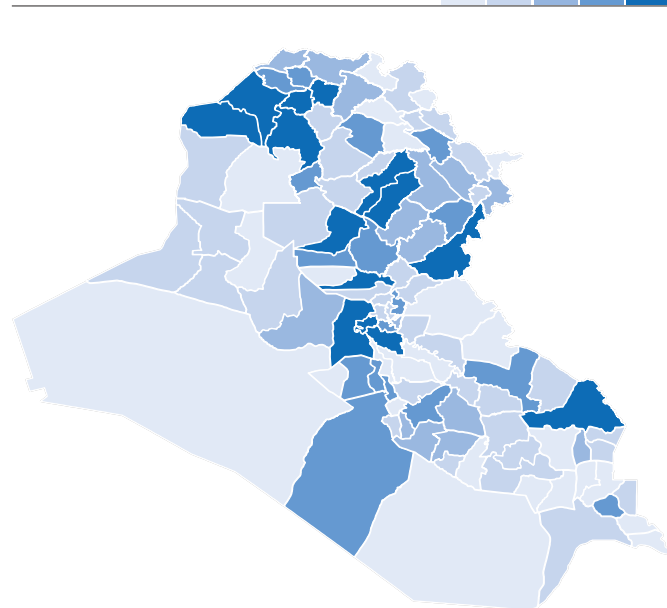
### BY SEX



### BY AGE



### SEVERITY MAP



to complete.<sup>8</sup> While humanitarian and stabilisation actors have been working in areas of return, post-crisis support for essential services, private housing and livelihood opportunities has been focused on specific urban locations (e.g. Mosul<sup>9</sup>) to the detriment of other affected regions, including rural areas, where poverty rates are more than double the urban areas.<sup>10</sup> This is exacerbated by under-funded activities,<sup>11</sup> such as completion of minimum repairs, the provision of basic household items and seasonal assistance, access challenges,<sup>12</sup> and a lack of confirmed governmental funds for compensation claims.<sup>13</sup> In parallel, a context exists in which housing repairs contribute to durable return only in conjunction with recovery programmes from other sectors, such as water and electricity infrastructure, health and education facilities.<sup>14</sup>

Information gaps hamper proper response planning; of the 1.5 million IDPs living outside of camps, locations can be

1. IOM-DTM data.

2. "IDPs and IDP-hosting households have been hardest hit by loss of livelihoods and displacement. (...) Household assets have been significantly diminished, and multi-dimensional poverty has reached 23 per cent amongst IDPs, while asset poverty has reached 70 per cent." World Bank Damage and Needs Assessment report, 2018.

3. MCNA VI, 2018.

4. Ibid.

5. World Bank, Damage and Needs Assessment, 2018, page I: Anbar, Babel, Diyala, Kirkuk, Ninewa, Salah al-Din, Baghdad.

6. Ibid.

7. Ibid.

8. World Bank, Damage and Needs Assessment, 2018.

9. SNFI activities reported in Activity Info, Shelter Cluster and UN-HABITAT reporting database on housing repairs: 50 per cent of activities performed by SNFI partners in areas of return have been in Mosul and Telafar districts.

10. 39 per cent vs. 16 per cent, based on UN-Habitat, Iraq National Housing - Policy Modification, 2017, page 3.

11. FTS - SNFI Cluster funded at 41 per cent of the HRP 2018.

12. RPAs, INSO reports.

13. Shelter Cluster & UN-HABITAT reporting database on housing repairs, MoMD information given at the RWG of Sept. 19, 2018.

14. UN-HABITAT and MoP RRR platform, RWG data, IOM Return Index.

difficult to confirm, as the population may have merged with the urban host community. Similarly, the projected level of housing damage is based upon satellite imagery, the accuracy of which requires verification; however, this is impeded by the presence of unexploded ordinance and security concerns.<sup>15</sup> A combination of these factors results in the inability of partners to establish a consistent presence.

### AFFECTED POPULATION

In comparison to 2018, the number of people in need of Shelter and NFI assistance in Iraq has decreased from 4.1 million to 2.35 million.

Some 482,000 IDPs living in emergency shelter in camps, and at least 230,000 people living in substandard accommodation out-of-camps, require shelter support, with highest needs identified in Anbar, Ninewa and Salah al-Din.

Half a million IDPs remain in need of NFI assistance.<sup>16</sup> An estimated 122,842 people in camps (25 per cent of the total camp population) and another 395,707 people (26 per cent of the total out-of-camp population) need basic household items, with most needs found in camps in Kirkuk, Salah al-Din and Ninewa, and in out-of-camp locations in Missan (summer assistance) and Ninewa (basic NFI and winter assistance).<sup>17</sup>

Shelter and NFI needs have been identified for almost one million returnees,<sup>18</sup> as families struggle to achieve durable solutions in war-damaged and looted houses in populated urban centres in Ninewa, and rural areas in Salah al-Din, Diyala and Babylon.<sup>19</sup> In Najaf and Kerbala, 18,000 IDPs have been identified in need of broad shelter and NFI intervention.

Socio-economically vulnerable IDP and returnee families, including female-headed households, families with a low

income to dependency ratio, and persons with disabilities, are more prone to substandard living conditions. For those with reduced mobility living in informal settlements and unfinished, abandoned or damaged buildings, accessibility is a concern.<sup>20</sup>

### ANALYSIS OF HUMANITARIAN NEEDS

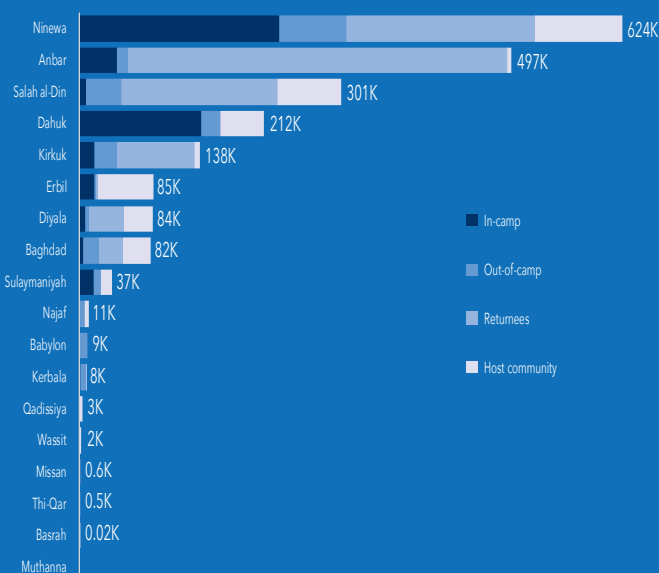
**Unless more durable solutions are found, half a million IDPs in camps will need continuous replacement of emergency shelter.** The lifespan of tents constantly exposed to harsh weather conditions is on average 12 months.<sup>21</sup> In addition, maintenance of infrastructure including roads, drainage and electricity is required to ensure access to and functionality of camps.

**Nearly two thirds of out-of-camp IDPs and returnees surveyed indicate at least one shelter issue.**<sup>22</sup> For both groups, critical shelter conditions impact their health, dignity, safety and put them at risk of secondary displacement. Among out-of-camp IDPs, 40 per cent living in tents, 37 per cent in damaged shelter, 34 per cent in public buildings, and 33 per cent in unfinished or abandoned buildings, have reported immediate shelter needs.<sup>23</sup> An estimated 32 per cent of returnees report that they do not reside in their own house.<sup>24</sup> Approximately 50 per cent of those living in critical shelter (tents, non-residential, public and religious buildings) report at least one shelter issue.<sup>25</sup> Across all population groups, the largest reported shelter issue is a lack of protection from climatic conditions due to leakages and inadequate weather-proof insulation.<sup>26</sup>

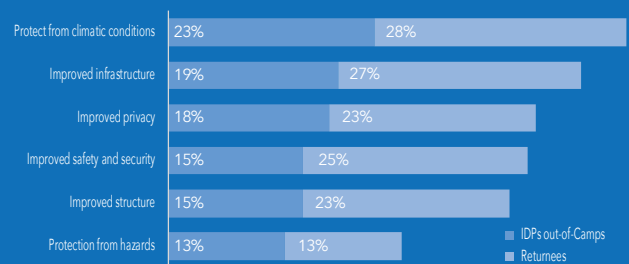
15. RPAs, INSO reports.  
 16. MCNA VI, 2018.  
 17. Ibid.  
 18. 992,294 returnees in need of shelter and 951,236 returnees in need of NFI, MCNA VI.  
 19. World Bank Damage and Needs Assessment report, 2018.

20. As per Resources published on Shelter Cluster Iraq webpage: Handicap International, General Accessibility Guidelines, Iraq 2016 (<https://tinyurl.com/yalutham>) and Accessibility and Inclusion of Persons with Disabilities in Urban Development, UN-DESA (<https://tinyurl.com/y8odulwb>).  
 21. Shelter and NFI Cluster analysis on tent replacement needs, Sept. 2018.  
 22. MCNA VI, 2018.  
 23. Ibid.  
 24. Ibid.  
 25. Ibid.  
 26. Ibid.

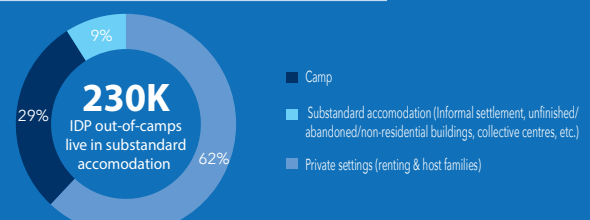
### PEOPLE IN NEED BY GOVERNORATE



### BREAKDOWN OF NEEDS



### PROPORTION OF IDPs BY SHELTER TYPE



**One in every five families is missing basic household items.**

Of the total population in need, 33 per cent lack mattresses, 28 per cent blankets, and 20 per cent clothing.<sup>27</sup> The highest needs for basic household items have been recorded for 39 per cent of people in camps in Fallujah (Anbar), 36 per cent in Mosul (Ninewa) and 30 per cent in Shirqat and Tikrit (Salah al-Din).<sup>28</sup> NFIs are needed by 28 per cent of IDPs in critical shelter, and by 25 per cent of returnees living in houses and apartments.<sup>29</sup> Seasonal assistance remains crucial to ensuring health outcomes,<sup>30</sup> especially for children under five (17 per cent of the total population in Iraq)<sup>31</sup> and the elderly (15 per cent of the total population in Iraq) living in critical shelter, at high altitudes or in the hottest areas.<sup>32</sup>

**Unmet needs for adequate shelter worsen protection risks.**

Out of the people who expressed shelter needs, some 23 per cent report a lack of space, overcrowding, shared WASH facilities, poor ventilation or natural lighting, and require

support to restore their privacy and dignity.<sup>33</sup> A further 21 per cent have safety and security concerns linked to structures that are not protected enough to prevent intruders; that are located in insecure or isolated areas; that have damaged windows and doors; or for which their tenure is insecure.<sup>34</sup> These concerns disproportionately affect women, girls, children and persons with disabilities.

**The Shelter and NFI Cluster works closely with the Protection and CCCM Clusters to address Shelter and NFI needs which can cause protection concerns.** Continuous monitoring of needs is based on field assessments<sup>35</sup> run through gender-sensitive focus group discussions. In conjunction with the IDP Call Centre, partners are mobilized to address the complaints of beneficiaries.<sup>36</sup>

27. Ibid.

28. Ibid.

29. Ibid.

30. An outcome or result of a medical condition that directly affects the length or quality of a person's life, McGraw-Hill Concise Dictionary of Modern Medicine.

31. Based on UNICEF 2018 assessment, 200,000 children are in severe need of winter clothing.

32. Health Cluster data, 2018.

33. MCNA VI, 2018.

34. Ibid.

35. Shelter Cluster, Secondary Data Review of Shelter Cluster partners' assessments.

36. Weekly reports from IDP Call Centre filled in by the Shelter Cluster.



## CAMP COORDINATION AND CAMP MANAGEMENT

### KEY MESSAGES

- Throughout 2018, around 482,000 IDPs remained in 135 camps,<sup>1</sup> many of them expected to remain in camps during 2019, as conditions for principled returns are still not established. Provision of basic services and assistance, ongoing coordination, site management and maintenance in camps will be required in 2019.
- Approximately 116,000 IDPs<sup>2</sup> are living in collective centres<sup>3</sup> and informal settlements that have not been adequately supported and assisted by CCCM and other Clusters' interventions in 2018. Around three-quarters of this population are in critical need of humanitarian assistance,<sup>4</sup> with 97 per cent reporting no explicit intention to return in the next 12 months.<sup>5</sup> Provision of basic services and assistance, as well as improved site management and coordination will be required in 2019.
- It is imperative to continue to discern IDPs' future intentions and factors influencing return considerations, and to promote the meaningful engagement of affected populations in future humanitarian programming and advocacy.

### OVERVIEW

Out of almost 2 million IDPs in Iraq, about 482,000 people are located in 135 formal camps, and an estimated 116,000 in over 179 informal sites and collective centres, country-wide. The KR-I hosts 226,217<sup>6</sup> people in 30 formal camps; the Intentions' Survey of August 2018 showed that 96 per cent of them reported that they did not intend to return within the next 12 months or are unsure of their future plans.<sup>7</sup> Ninewa hosts the second highest percentage of IDPs in camps (92 per cent), followed by Anbar (80 per cent), who report no intention to return to their area of origin (AoO) in the next 12 months. Of those not intending to return, the primary reported reasons include: damage to or destruction of houses and infrastructure (35 per cent); security concerns due to fear or trauma (37 per cent); perceived lack of security (29 per cent); or perceived lack of livelihoods opportunities (28 per cent).<sup>8</sup>

1. All formal camp figures are from the monthly CCCM Cluster Camps Master List and Population Flow.

2. CCCM RASP Assessment, August 2018, complemented by ILA. Based on RASP assessment, an estimated caseload of 95,000 people has been identified. Additional sites covered by ILA indicate that as many as 116,000 people could be displaced in informal sites.

3. Collective Centres are pre-existing buildings and structures used for the collective and communal settlement of the displaced population in the event of conflict or natural disaster, from CCCM, UNHCR, IOM, Collective Centre Guidelines, 2010.

4. CCCM RASP Assessment, August 2018.

5. REACH/CCCM Informal Sites Intention Survey, August 2018. This includes 79 per cent reporting intentions to remain, 14 per cent waiting to decide, and 4 per cent intending to move to a different area (within or outside of Iraq).

6. CCCM Cluster Camps Master List and Population Flow, July 2018.

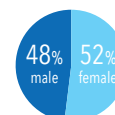
7. REACH/CCCM Intention Survey, August 2018.

8. REACH/CCCM In-Camp Intention Survey, August 2018.

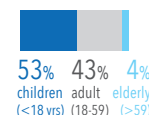
### NO. OF PEOPLE IN NEED

0.9M

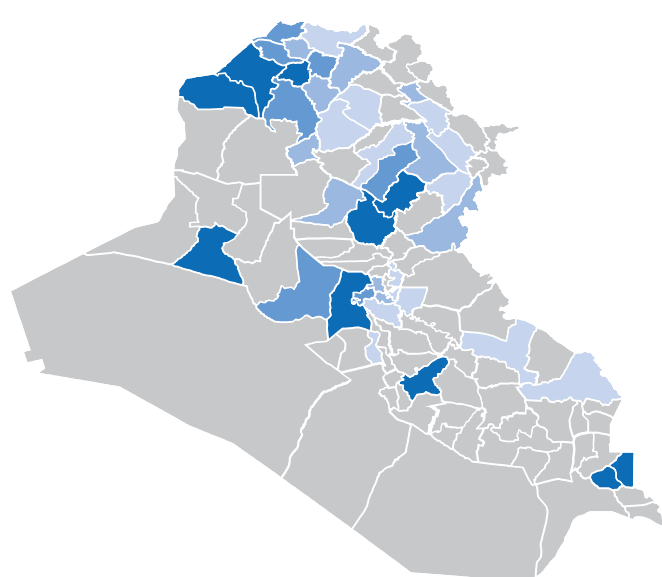
### BY SEX



### BY AGE



### SEVERITY MAP



The CCCM Cluster partners will continue to work with authorities to consolidate or close camps where it is feasible to do so in a responsible and principled manner. Based on discussions held with government counterparts, such as the Governorate Return Committees (GRCs), it is expected that by the end of 2018 around 20 camps in centre and south Iraq may close. As such, the projected estimated figure of people in camps throughout 2019 is 416,565 individuals, in addition to estimated 116,000 who are displaced in collective centres and spontaneous sites.

In Ninewa and KR-I, camps have high occupancy rates and continue receiving new arrivals. Compared to the previous year, the number of people residing in camps across Iraq declined only by 83,000 people out of approximately 800,000 reported returnees. As such, the majority of all returns across the country were from out-of-camp locations.

With limited access to livelihoods, IDPs in camps continue to rely on humanitarian assistance. Additionally, CCCM criticality analysis shows that more than half of the camps experience high to medium cross-sectoral needs impacting about 250,000 individuals. Roughly three-quarters of the IDP population living in collective centres and informal sites are also found to be in urgent need of humanitarian assistance.

Out of the 65,346 newly arrived individuals to Mosul response camps in the first part of 2018, a total of 32,673 reported

being in secondary displacement,<sup>9</sup> with a spike in secondarily displaced people registering as new arrivals observed in May 2018. Families who have been displaced multiple times have increased vulnerability. Half of the new arrivals in secondary displacement, as well as new arrivals displaced for the first time, reported economic hardship as a reason for going to camps.

It is assessed that highly vulnerable IDPs outside formal camps are scattered, blended within the host community and in some areas that may not be constantly accessible due to security incidents, distance and the existence of explosive remnants of war.

## AFFECTED POPULATION

The CCCM Cluster's ongoing multi-sectoral site level data analysis indicates 926,000 persons in need for the CCCM Cluster services, of which approximately 482,000 IDPs are in formal camps who are continuously underserved, unable or unwilling to return, and in protracted displacement; a further 116,000 IDPs are in collective centres and informal sites which are severely underserved. An estimated 28,000 individuals<sup>10</sup> are in need in host communities, and approximately 300,000<sup>11</sup> returnees are estimated to be in need as a result of not being adequately covered by the social protection floor and therefore dependent on humanitarian assistance.

Women and girls, comprising approximately 50 per cent of IDPs in camps and camp-like settings, continue to be the most vulnerable groups, due to additional threats to their safety arising from living in crowded conditions. According to CCCM, RASP<sup>12</sup> and FSMT<sup>13</sup> data, privacy and safety have been severely impacted by inadequate camp management systems, poor infrastructure, limited access to service provision, and lack of community messaging. In addition, partners' assessments identified people with specific needs (people with serious chronic illnesses, people with disabilities, elderly, female-headed households, child-headed households and minority groups), IDPs living in public buildings, and IDPs living in poverty as being disproportionately affected by the crisis.

9. CCCM Cluster Mosul Response Camps New Arrivals Monitoring, June 2018.

10. 25 per cent of the total IDPs in camp-like settings as activities in collective centers and informal settlements also reach host communities.

11. Population that the CRC Steering Committee aims to reach in 2019 (30 CRCs with an average population reach of 9,960 individuals per CRC for 2019).

12. The Risk Assessment Site Priority (RASP) is the technical tool of the CCCM Cluster which captures data from informal settlements and provides location specific information about the population, their living conditions and humanitarian needs.

13. The Formal Site Monitoring Tool (FSMT) is produced monthly, is a detailed multi-sector assessment by camp managers of formal sites to identify key sectoral needs and priorities.

## ANALYSIS OF HUMANITARIAN NEEDS

### **IDPs in protracted displacement who are unwilling or unable to return continue to need humanitarian assistance.**

Poor living conditions, partial or below-standard services, and exhausted financial resources contribute to increasing health and psychosocial trauma, socio-economic vulnerability, and stigmatization. As per the CCCM Cluster Camps Profiling, overall minimum service standards have not been enhanced since the initial emergency phase due to lack of investment and upgrades. The large caseload and the protracted nature of displacement, with some camps over four years old (particularly in Dahuk) are contributing factors. Given that returns have taken place from out-of-camp settings, the profile of those IDPs currently living in camps and camp-like settings is that of families who are currently unable or unwilling to return to their area of origin for reasons related to damage to housing (56 per cent), the presence of mines or explosive hazards (35 per cent), and insufficient basic services (33 per cent). While the CCCM Cluster is working with the authorities to reduce the number of camps where feasible to do so in a principled manner, multi-sector services and camp maintenance need to remain in place as an interim measure till conditions for principled returns are met.

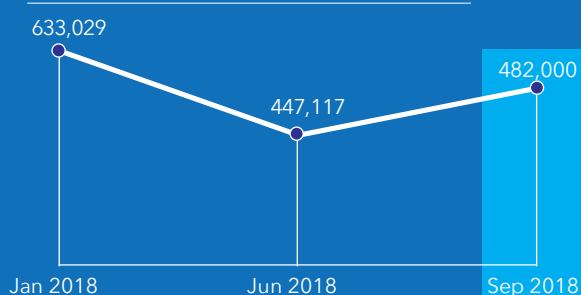
### **Ongoing coordination, site management and camp maintenance is required in both formal and informal settlements to address the needs of vulnerable people, ensure a dignified and safe living environment, improve their living standards and minimize the risk of harm.**

CCCM Cluster 3W and camp data shows a significant need for strengthened camp management structures across Iraq and especially in the southern and central part of the country. The same data also indicates a worrying phase-out of multi-sectoral services and assistance, particularly in KR-I. Although government-appointed structures exist in camps, these remain inconsistent, under-capacitated and lack any form of connection to service providers. Vulnerable people residing in informal sites and collective centres lack access to information about their rights, freedom of movement and available services.<sup>14</sup> The existence of settlements without any coordination and management structures has led to either sporadic or a complete lack of aid provision to approximately 116,000 vulnerable people in informal settlements. Additionally, based on site level key informants and CCCM analysis, 60 per cent of the overall displaced population reported being exposed to increased risks in the areas of protection, public health and gender-based violence.<sup>15</sup>

14. RPA and protection partners' reports.

15. CCCM analysis based on CCCM/REACH Initiative, RASP Assessment, August 2018.

### TREND OF IDPs LIVING IN CAMPS



### IDPs LIVING IN CAMPS AND INFORMAL SITES

**482K**  
IDPs in camps

**116K**  
IDPs in  
informal  
sites

**Current camp management services must continue to be able to identify and prevent threats to health and safety of residents.** Additional concerns raised by camp-based committees reflect that the lack of livelihoods is leaving people completely dependent on aid. This factor further increases GBV risks for women and children and the use of negative coping mechanisms (child labour and begging, among others) as psychosocial trauma and frustration rises. Findings from the tenth round of Camp Profiling (August 2018) indicate that 70 per cent of in-camp IDP households had been resorting to borrowing money or relying on debt as a coping strategy in the 30 days prior to being interviewed, or had already exhausted such means of coping. A further 47 per cent reported spending down their savings, 33 per cent reported reduced spending on household items, and 23 per cent reported selling assets. In addition, 14 per cent of households reported children dropping out of school, and 6 per cent reported sending children out to work.



## EDUCATION

### KEY MESSAGES

- Children affected by conflict continue to have limited access to education, particularly those still living in displacement—in and out of camps—as well as in the areas of return. The greatest education needs continue to be in Ninewa, Anbar, Salah al Din, Kirkuk, Diyala, Sulaymaniyah, Erbil and Dahuk.
- More than half of the existing schools in formerly conflict affected governorates need rehabilitation to create a safe and protective learning environment for students.
- Shortage of teachers in the schools particularly in the areas of return undermine the quality of education; therefore, humanitarian efforts need to ensure the quality of educational services provided.

### OVERVIEW

Even though active conflict has ended, millions of children in Iraq continue to face challenges in accessing quality education in 2018, with thousands missing out on formal education altogether—32 per cent of school-aged IDP children (6-17) in camps and 26 per cent of those living out-of-camp have no access to formal education opportunities. The situation is equally bad in areas of return where 21 per cent of children still go without access to formal education.<sup>1</sup> However, it is worth noting that compared to past years, the situation of conflict-affected children is improving and there is now a shift from providing support to non-formal education to increasing access to quality formal learning opportunities. The Education Cluster estimates that a total of 2.5 million children will require assistance to access education in 2019.

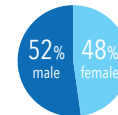
On average, across all population groups, 25 per cent of children have limited or no access to formal learning opportunities in former conflict-affected governorates. Adolescents and girls are particularly affected by economic, physical, psychological, cultural and policy barriers to accessing education. Schools are often in poor condition, unsafe and inadequately equipped to serve large numbers of students. Review of secondary data indicate that more than 50 per cent<sup>2</sup> of schools in former conflict-affected areas need rehabilitation. Schools have been forced to host multiple shifts to accommodate students.

The quality of instruction is also a concern, with teacher shortages, unequal distribution of teachers between schools, low and irregular salaries and teachers who are not adequately trained in terms of subject matter or effective pedagogy. Schools often lack sufficient teaching and learning materials to support effective learning, while learners do not master the basic literacy and numeracy skills they need to survive, thrive

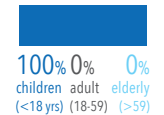
### NO. OF PEOPLE IN NEED

# 2.6M

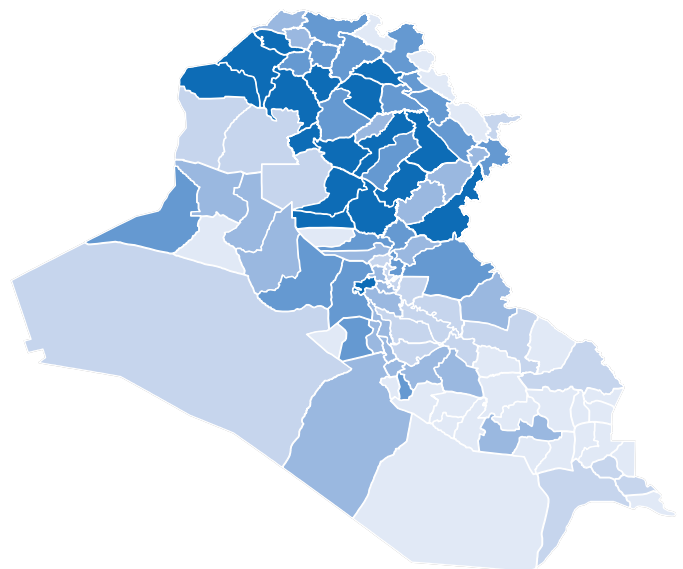
### BY SEX



### BY AGE



### SEVERITY MAP



and rebuild their communities.

Both the federal and KR-I Ministries of Education, as well as the different Directorates of Education across the country, are struggling to cope with population movements, large-scale infrastructure destruction and economic challenges, and require data to allow them to develop evidence-based policies and practices to fill the education gaps created by the years of conflict.

### AFFECTED POPULATION

An estimated 2.6 million<sup>3</sup> IDP, returnee and refugee children aged 3-17 (including 1.2 million girls) will need emergency education services in Iraq in 2019. This number represents a 21 per cent decline from the caseload identified for 2018, as the result of large numbers of displaced families returning to their homes in areas previously occupied by ISIL. Some 775,000 internally displaced children residing in- and out-of-camps and 1.5 million returnees are in need of assistance to return to learning. The Education Cluster also considers an estimated 150,000 children in host communities as vulnerable and in need of education assistance due to poverty. Approximately

1. MCNA VI, 2018.

2. Education Cluster Secondary Data Review

3. Calculated from figures provided in OCHA Draft Iraq Humanitarian Profile July 2018.

98,000 Syrian refugee children are also in need for education services in 2019. Analysis based on OCHA Iraq Humanitarian Profile (2018), the Iraq Education Cluster Secondary Data Review (2018) and REACH Iraq MCNA Preliminary Findings (2018) shows the highest numbers of children in need of emergency education services in Ninewa, Anbar, Salah al-Din, Kirkuk, Diyala, Sulaymaniyah, Erbil and Dahuk.

Adolescents have been particularly impacted by the crisis, with a disproportionate number being out of school. Existing data supports the fact that non-enrolment in formal education is more common among secondary school-aged children than among primary school-aged children—approximately 68 per cent of out-of-school children are aged between 12-17.<sup>4</sup> Partner assessments confirm that in some communities, the out-of-school youth population accounts for more than 30 per cent of the population of school-aged children.<sup>5</sup> Assessments on school participation in newly retaken areas and the KR-I demonstrate that IDP and returnee girls are especially likely to drop out of school;<sup>6</sup> while Syrian refugee boys are underrepresented as compared to Syrian refugee girls in secondary school.

Recent events in northern Syria risks causing a new influx of refugees, including children. Although the number of children which might be affected cannot be estimated, the Education Cluster is taking this into consideration in its preparedness plans. Similarly, the unrest and persistent lack of supportive infrastructure in southern Iraq raises the possibility of disruption to education; in Basrah, lack of potable water in schools may affect access to education for 508,000 children.

## ANALYSIS OF HUMANITARIAN NEEDS

### **Children in Iraq urgently need improved access to education.**

Large numbers of IDP, returnee, remainee and refugee children face challenges in accessing education, because of the inability to pay for education-related expenses (30 per cent), a general lack of interest in school (10 per cent), disability or health concerns preventing attendance and participation, or the need to contribute to family finances by engaging in income-generating activities. Barriers to educational participation disproportionately affect girls; statistics gathered by partners indicate that by sixth grade, girls represent less than half of students.

**Improved teaching quality remains a key concern going into 2019.** Placement and payment of teachers is a challenge. The Ministries of Education for KR-I and federal Iraq indicate sufficient teachers on their payrolls, however displacement has resulted in a shortage of qualified teachers in some areas. Partner surveys indicate that in certain locations up to 38 per

cent of teachers are IDPs and travel long distances to school. As teachers arrive late and have to leave early, instructional time is reduced. Existing data indicates a teacher gap of 32 per cent.<sup>7</sup> Education partners are paying incentives to 3,734 volunteer teachers for IDPs and 1,230 teachers for refugees. This is not a durable solution. Shortages of teachers and the subsequent use of untrained teachers impact the quality of education provided, and in many conflict affected areas class size exceed minimum education standards.<sup>8</sup>

### **Improving learning environments is critical to minimize security and safety concerns, the main barrier to accessing education in areas of return and newly retaken areas.**

Through the Monitoring and Reporting Mechanisms (MRM) on the grave violations against children for Iraq, presence of explosive remnants of war (ERW) were confirmed in at least five schools, with six children killed and an additional nine injured. MRM further identified 166 schools as being damaged in attacks. Over half of existing schools need some form of rehabilitation or provision of equipment to offer a safe, protective and conducive learning environment. Further, the shortage of adequate facilities means that schools host two or even three shifts of children, which reduces learning time and leaves few or no opportunities for any extra-curricular activities, including psychosocial support and social emotional learning. Students attending afternoon shifts may receive poorer education because both students and teachers are tired and less productive.

### **Improving learning outcomes is required to ensure that all children have a fair chance to be successful as adults.**

Limited teaching and learning materials, coupled with ill-prepared teachers, have resulted in poor foundational literacy and numeracy skills. Surveys done by partners<sup>9</sup> indicate that large numbers of IDP, returnee and refugee children do not possess the basic literacy and numeracy skills which are the foundation of academic success. A recent ASER assessment<sup>10</sup> on the literacy and numeracy skills of 1,731 children across five conflict-affected governorates in Iraq, established that less than half (48 per cent) of children aged 14 were able to read at second-grade level, with literacy rates worsening by age group: 41 per cent of 13-year-olds, 33 per cent of 12-year-olds, 22 per cent of 11-year-olds and less than 10 per cent of 10-year-olds. Only 5 per cent of the 8 to 9 year-old cohort were able to read and solve math problems at an appropriate grade level. Nearly half (45 per cent) of 8-year olds could not identify a minimum of four Arabic letters (out of ten required). Education actors need to focus on the quality of interventions to ensure that children acquire the necessary skills to enable them to rebuild their communities and compete economically.

4. MCNA VI, 2018 (school going age is from 6-17).

5. Save the Children, 2018. Youth Labour Market Assessment: Salah al Din, Central Iraq.

6. UNESCO Report: Access to Quality Inclusive Primary and Secondary Education for Refugees and IDPs in Conflict Affected Areas of Iraq Baseline Report 2017-2018 Academic Year.

7. MCNA VI, 2018.

8. Access and Learning Environment, Standard 3- Facilities and Services: Guidance note 4, Inter-Agency Network for Education in Emergencies.

9. UNESCO Report: Access to Quality Inclusive Primary and Secondary Education for Refugees and IDPs in Conflict Affected.

10. The Annual Status of Education Report's (ASER) Save the Children, ASER Literacy and Numeracy Assessment, 2018.

Many children are suffering from the trauma of violence, displacement and loss and are in immediate need of psychosocial support. Research indicates that many children are experiencing intense sorrow and extreme sadness, with nearly 43 per cent of children in some areas reporting that they feel grief always or most of the time.<sup>11</sup>

Lack of access and participation in education increases protection risks for children and youth. The largest percentage of children out-of-school are adolescent boys and girls (68 per cent) with parents and caregivers reporting child labour, child marriage and psychosocial distress as major concerns (11, 2 and 13 per cent respectively of surveyed population).<sup>12</sup> Disengaged adolescents are more likely to engage in negative coping mechanisms including early marriage and participation in armed groups, as well as being more likely to be employed in higher-risk occupations.<sup>13</sup> Ninety-one per cent of youth in

West Mosul lost three or more years of school, while 85 per cent do not participate in local initiatives, and some 80 per cent of youth between 18 and 25 are currently unemployed.<sup>14</sup> Over the long term neglecting the needs of youth from different socio-economic levels and failing to provide them with educational opportunities can negatively affect humanitarian, stabilisation and development efforts.


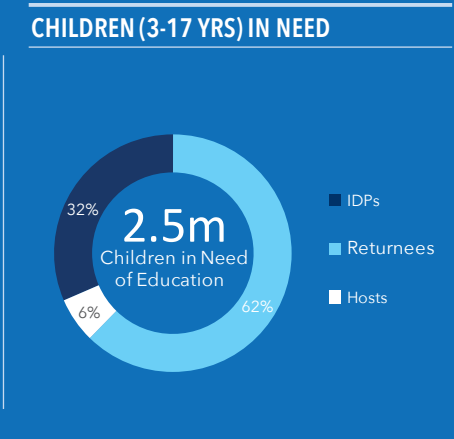
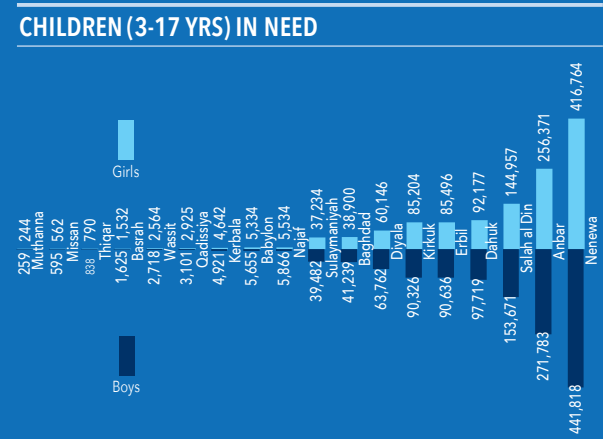
Education needs remain high, and a combined effort from government and partners is required to ensure that children enjoy their right to quality education.

14. Norwegian Refugee Council, 'Youth Needs Assessment: West Mosul, Iraq,' 2018.

11. Save the Children, 'Picking up the Pieces - Rebuilding the lives of Mosul's children after years of conflict and violence,' 2018.

12. MCNA VI, 2018.

13. Save the Children, 'Youth Labour Market Assessment: Salah al-Din, Central Iraq,' 2018.





# EMERGENCY LIVELIHOODS

## KEY MESSAGES

- A lack of livelihoods for displaced persons in Iraq will continue to have a compounding effect on the ability of vulnerable groups to meet their basic needs, many of which are dependent upon a household's purchasing power and the presence of a functional market.
- Protection of vulnerable groups is compromised by reduced livelihood opportunities. Negative coping mechanisms are on the rise and affect the most vulnerable groups – children are forced to work, which leads to an increase in school dropouts, while female-headed households are left vulnerable to exploitative practices and the selling off of assets.
- Lack of livelihoods (in addition to a lack of basic services and perceived lack of security) in areas of origin, have led to lower than projected rates of return, affecting humanitarian planning and increasing funding needs due to secondary displacement or IDPs remaining in-camp and out-of-camp settings longer than anticipated.

## OVERVIEW

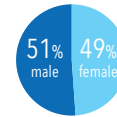
The main recovery need for IDPs in 2018 continues to be access to employment and job opportunities.<sup>1</sup> In 2018, the Emergency Livelihoods Cluster (ELC) focused on Cash for Work in areas of high return, and emergency asset recovery, particularly mobile assets. Lack of funding has hampered the ability of partners to reach and support the returns process with livelihoods-related support. In 2018, employment remained on average the third most important reported need for returnees and IDPs, behind food and medical care. The linkage between the overlying factors affecting people's needs is their purchasing power; to acquire foodstuffs and medical supplies, individuals, first and foremost, must have the means to buy such items, often attained through remuneration from jobs or income-generation initiatives.

1. IOM DTM Integrated Location Assessment (ILA) Round III of 2018.

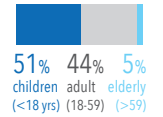
## NO. OF PEOPLE IN NEED

2.5M

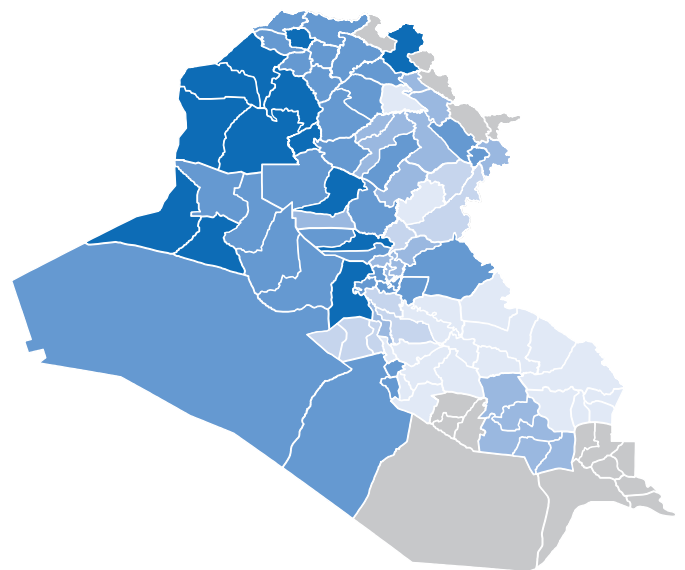
## BY SEX



## BY AGE

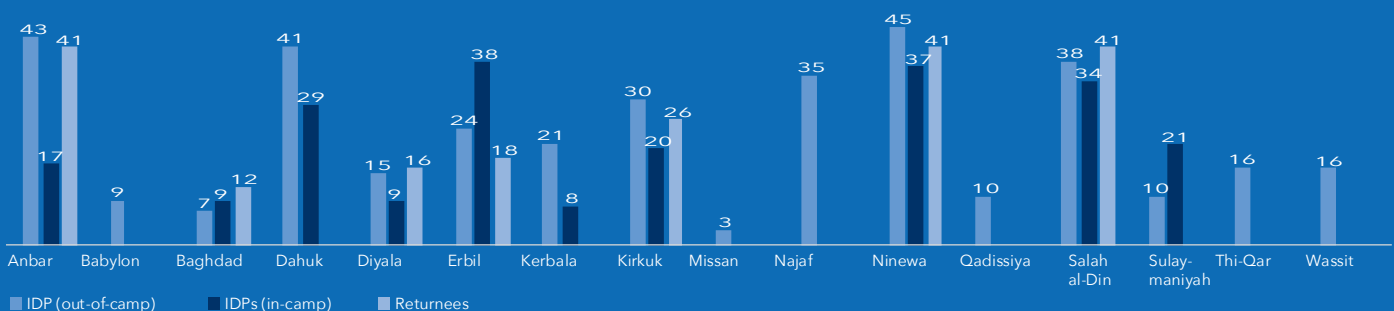


## SEVERITY MAP



Additionally, populations in areas of return have been confronted with increased debts, while not yet having access to a fully functioning national social protection scheme, which can create a reliance on, or exhaustion of, their coping strategies. A total 69 per cent of the 12,262 households surveyed in the latest MCNA are considered to be in debt. There are several cross-cutting themes associated with debt, in particular related to protection. One out of eight households in debt are headed by females. Similar to the previous year, the challenge that remains for sector partners is ensuring that these individuals are reached in livelihoods-based programming.

## UNEMPLOYED SEEKING WORK (%)



## AFFECTED POPULATION

The repercussions of the military operations have been devastating to the livelihood statuses of those in need of livelihood support, deteriorating human, physical, natural, financial and social capital. There are an estimated 2.4 million individuals who will need of livelihoods support in 2019. The figure represents 37 per cent of the total number of 6.7 million people in need. The increase of people in need of livelihoods from 2.1 million in 2018 to 2.4 million in 2019 is attributed to the increased number of returnees in 2018. The cluster will continue to focus on where needs are highest, in particular, supporting returnees (1.52 million of 2019 PiN) and IDPs (0.73 million of 2019 PiN), and to avoid instances of secondary displacement from a lack of job opportunities in areas of origin. Creating sustainable returns is paramount to achieving expected humanitarian outcomes; unfortunately, the economic environment for regular employment has not been sufficient to provide sustainable opportunities for returnees, nor have the social protection and safety nets in Iraq been adequately operational. Many returnees and IDPs are incurring ever higher levels of debt,<sup>2</sup> and when combined with a lack of basic services, the need for sources of income becomes one of the most pressing requirements for returnee and IDP populations. The ELC will focus on areas of high return, where the highest caseload of job seekers is present, particularly in Ninewa, Anbar, Salah al-Din, Diyala and Kirkuk governorates. Ninewa (1.5 million) and Anbar (1.3 million) continue to show the highest return numbers.<sup>3</sup>

## ANALYSIS OF HUMANITARIAN NEEDS

**Employment (Cash for Work) remains the highest need for those seeking livelihoods opportunities.** An estimated 46 per cent of both returnees and 46 per cent out-of-camp IDPs identify employment as their main livelihoods need. In Iraq, unemployment rates have been compounded by four years of conflict, with female-headed households identified as among the most vulnerable and most likely to resort to negative coping mechanisms, including the sale of assets and dropout of children from school due to a lack of income. Additionally, Iraqi youth (people between ages of 15 - 24)—in particular female youth—are not accessing employment at the same levels as other target groups.<sup>4</sup> Livelihood-based support will therefore prioritise employment needs of female youth whose

2. MCNA VI, 2018.

3. IOM DTM IDPs and Returnees Master List, Round 100, July 2018.

4. World Bank, Iraq Economic Monitor, May 2018.

levels of unemployment (56 per cent) are double their male counterparts (29 per cent).<sup>5</sup>

**Small business grants were recognised as the second most pressing need for the cluster.** The business environment in Iraq remains unfavourable, despite significant changes to the local regulatory framework for starting up a business more quickly and gaining credit more easily; this environment is compounded by low capacity and investment into the private sector.

**Job placement has been identified as the third priority livelihood need.** Years of conflict and external sanctions—and extensive emigration since 2003—have reduced the level of basic skills in the Iraqi labour force, which signals a call for improvements in the labour market skills base, complemented by vocational trainings.

Although asset replacement is considered the fourth priority need for those seeking an income source,<sup>6</sup> such a response mechanism provides an opportunity to generate income and avoid the selling off of assets as a coping strategy by vulnerable groups. Females heads of households, especially widows, are most vulnerable to such negative coping strategies, as their access to income is reduced during crisis. Grants for the replacement of key income-generating assets are essential in environments where formal institutions have been closed during times of crises and where private sector jobs where females may engage with other females cooperatively, have deteriorated. Mobile assets allow individuals who are displaced to maintain making an income in places of displacement.

In 2018, the prolonged displacement and lack of access to livelihoods in the areas of return significantly increased child protection risks such as child labour—including into armed groups— and sexual violence and exploitation including child marriage.<sup>7</sup> Girls and boys are increasingly out of school in both IDP camps and out-of-camp settings,<sup>8</sup> mainly due to lack of financial means, exposing them to higher child protection risks. ELC will contribute toward household income generation, whilst specific activities such as business grants will contribute to more sustainable livelihoods, which ensure the reduction in child protection risk exposure.

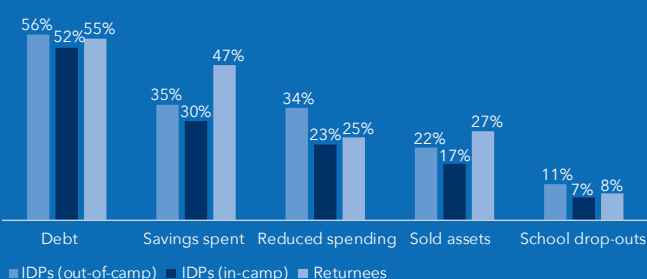
5. Ibid.

6. MCNA VI, 2018.

7. Household food insecurity leads to the negative coping mechanism which sees children (under age of 18) working to provide resources (MCNA VI, 2018).

8. The main reason children are left out of education is because households can "not afford to pay the fees" (MCNA VI, 2018).

## HOUSEHOLD INCOME SOURCES



## DEBT

1 out of 3  
HHs in debt is female-headed





## MULTI-PURPOSE CASH ASSISTANCE

### KEY MESSAGES

- IDPs and returnees are less capable of meeting their basic needs over a longer period of time due to lack of livelihood opportunities and the depletion of resources resulting from protracted displacement.
- Some 34 per cent of people in need are taking on debt to purchase essential items<sup>1</sup> and 66 per cent generate an income which is not sufficient to meet the basic needs.<sup>2</sup>
- The ongoing lack of access to livelihoods and basic services is forcing 80 per cent of people in need to adopt stress, crisis and emergency negative coping strategies.<sup>3</sup>
- In absence of the Return Package envisaged for 2018, Multi-Purpose Cash Assistance (MPCA)<sup>4</sup> has been a crucial tool to assist vulnerable Heads of Households upon return; at the same time MPCA continues to support families in protracted displacement and other vulnerable families affected by the conflict to meet their basic needs, decreasing the likelihood of engaging in negative coping mechanisms.

### OVERVIEW

The persistent lack of livelihood opportunities and basic services has forced 80 per cent of IDPs, returnees and the vulnerable non-displaced<sup>5</sup> to adopt one or more negative coping strategies, such as buying food on credit, selling assets and engaging in risky or illicit activities.

In 2018, the return of displaced families was lower than initially anticipated. The lack of basic services, combined with high contamination of unexploded ordnances (UXOs) and security incidents in areas of return, had resulted in approximately two million individuals/316,000 households<sup>6</sup> remaining in displacement. Out of these, 71 per cent live outside camps and have had to sustain the costs of meeting their basic needs.<sup>7</sup> The high number of families who seek accommodation in camps<sup>8</sup>

1. Based on MCNA VI, 2018: 34 per cent of households who claim the primary reason of debt is purchase essential items;

2. Based on MCNA VI, 2018: 66 per cent of household declaring that their aggregated income from employment and pension is less than 480,000 IQD, the amount set for Iraq to calculate the Survival Minimum Expenditure Basket.

3. Based on MCNA VI, 2018. The livelihood coping strategies are categorised in stress coping strategies (selling household properties, spending savings, buying food on credit, reducing expenditures on health and education), crisis coping strategies (selling means of transport, changing place of residence to reduce expenses, have children working to provide resources), and emergency coping strategies (Children dropout from school, accepting that adult males and females of the family are engaged in illegal acts and risks, migration of all the family, child marriage, forced marriage).

4. MPCA in Iraq has a specific objective of meeting basic needs. The Survival Minimum Expenditure Basket is calculated based on basic needs.

5. MCNA VI, 2018: cumulative percentage for IDPs, returnees and non-displaced adopting stress, crisis and emergency negative coping strategies.

6. IOM DTM Data, 2018;

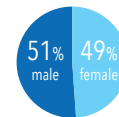
7. Ibid.

8. 14,366 families moved to camps in Ninewa Governorate since January 2018, CCCM Data for Ninewa Camps, June 2018.

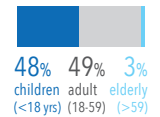
### NO. OF PEOPLE IN NEED

2.9M

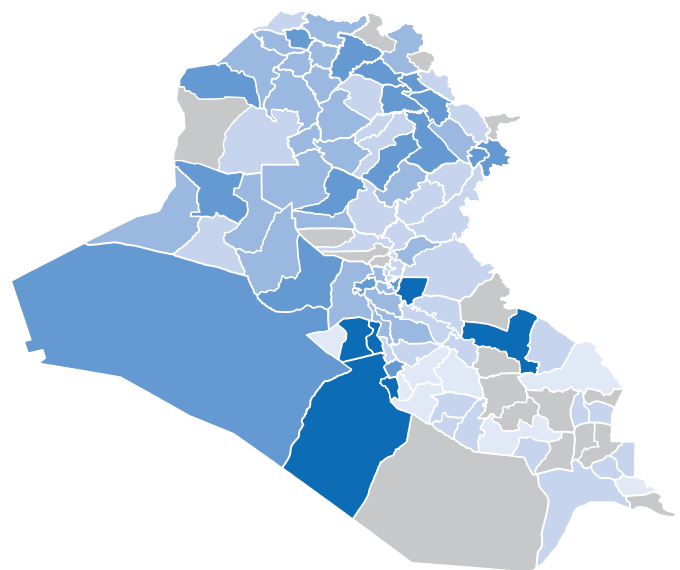
### BY SEX



### BY AGE



### SEVERITY MAP



due to lack of financial resources and livelihood opportunities also indicates that the needs of IDPs outside of camps are increasing and families are less capable of meeting their basic needs.

The deterioration of the socio-economic capacities of vulnerable families affected by the conflict is confirmed by the household level assessments conducted during 2018 by MPCA partners: while in 2017 only 24 per cent of MPCA beneficiaries qualified for multi-month cash assistance,<sup>9</sup> in 2018 the percentage of families in need of multi-month increased to 49 per cent, reaching up to 59 per cent among IDPs in protracted displacement.<sup>10</sup>

Findings from protection monitoring<sup>11</sup> reveal instances of coerced and forced returns, some of which are occurring in areas that are not safely accessible by humanitarian partners.<sup>12</sup> Although needs have been assessed as severe, implementation of MPCA may be problematic in light of possible safety risks for partners and humanitarian considerations whereby the provision of assistance would de facto sanction an unprincipled

9. MPCA sector data from 2017 implementation. In 2017, 73,736 households received MPCA: 57,532 received one-month cash assistance and 16,204 received multi-month cash assistance.

10. MPCA sector data from 1 January to 31 July 2018.

11. NPC Returnee profiles for Salah Al Din, Ninewa and Anbar Governorates, March 2018.

12. RPAs conducted by Danish Refugee Council: RPA in Shirqat/Salah Al-Din August 2018; RPA in Hatra/Ninewa July 2018.

approach to returns. In such circumstances, MPC partners continue assisting families who have returned in involuntarily or coerced manner on a case-by-case basis, measuring the benefits and risks that provision of MPCA could determine for the affected population and maintaining as underpinning principle the safety and security of their staff.

The access to government social protection networks remains challenging for both IDPs and returnees. Lack of the necessary civil documentation for enrolment in social protection schemes, limited absorption and assessment capacity by relevant government partners and complicated registration procedures are among the main obstacles impeding access by affected populations to avail themselves of the complementary governmental protection programmes.

In this context, the provision of MPCA remains a crucial tool to help vulnerable families unable or unwilling to return meet their basic needs in their areas of displacement. For those who voluntarily returned, MPCA is de facto still replacing the government return package which was envisaged to support the return process in 2018.<sup>13</sup>

## AFFECTED POPULATION

The lack of livelihood opportunities and depletion of financial resources exposes vulnerable families to risks of negative coping strategies and secondary displacement from urban or peri-urban areas to camps.

Data from the multi-cluster needs assessment (MCNA) collected in 2018 reveals that approximately 66 per cent of all families surveyed<sup>14</sup> have an estimated monthly income which is below the Survival Minimum Expenditure Basket (SMEB) and would likely qualify for MPCA: 65 per cent of out-of-camp IDPs, 76 per cent of returnees and 60 per cent of non-displaced live with less than 480,000 IQD per month (US\$400). The highest percentages have been recorded in Anbar (Fallujah), Baghdad (Mahmoudiya), Diyala (Baladrooz, Ba'quba, Khalis), Erbil (Koisnajaq, Shaqlawa), Najaf (Kufa), Ninewa (Mosul, Sinjar), Salah al-Din (Tikrit), and Sulaymaniyah (Chamchamal, Dokan, Halabja, Rania).

Limited income is one of the push factors for engaging in negative coping strategies: while returnees appear to be more

13. From January to end of July 2018, MPCA actors have assisted over 200,000 returnees. The target for Strategic Objective 2, linked to the provision of the return package was 350,000 individuals.

14. Ibid, page 1.

exposed to the risk of stress coping strategies, IDPs and non-displaced are more at risk of engaging in emergency coping strategies.<sup>15</sup> At least six districts<sup>16</sup> in Iraq have more than 40 per cent of people in need engaging in emergency coping strategies, such as children dropping out of school, or accepting that adult members of the family engage in illegal acts.

Based on lessons learned from 2017 and 2018 implementation, the MPC sector will continue providing MPCA to families who have been assessed against socio-economic vulnerability criteria based on a standardized household assessment. The implementation of multi-purpose cash assistance during 2018 has highlighted how the needs of returnees and IDPs go beyond the emergency phase and increase in severity in the months following return and displacement. The MPC sector foresees that at least 50 per cent of vulnerable families will qualify for multi-month multi-purpose cash assistance and at least 20 per cent will be female-headed households.<sup>17</sup>

## ANALYSIS OF HUMANITARIAN NEEDS

**The impact of the conflict in Iraq continues to affect the capacity of vulnerable IDPs and returnees to meet their basic needs.** During 2018, data from MPCA household-level assessments indicate an increasing number of IDPs and returnees who require multi-month assistance in order to meet their basic needs and not resort to negative coping mechanisms. Certain districts present acute socio-economic risks and a large percentage of families resorting to negative coping mechanism to meet their basic needs. The access to social protection networks remains limited and thwarted by complex enrolment procedures, lack of absorption capacities for new vulnerable families and overall political instability and leadership.

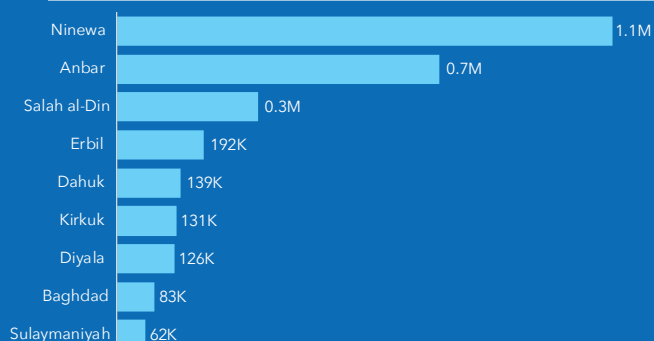
**The high rate of unemployment is contributing to the inability of vulnerable families to meet their basic household needs.** A comparative analysis between MPCA household level assessment data and data from the MCNA reveals that in 15 districts families are at extreme risk of being unable to

15. As per MCNA data 2018: Among out-of-camp IDPs, 37.88 per cent engage in stress coping strategies, 21.39 per cent in crisis coping strategies, 28.58 per cent in emergency coping strategies; Among returnees, 44.66 per cent engage in stress coping strategies, 15.19 per cent in crisis coping strategies and 22 per cent in emergency coping strategies; among non-displaced, 39.91 per cent engage in stress coping strategies, 14.3 per cent in crisis coping strategies, 29.17 per cent in emergency coping strategies.

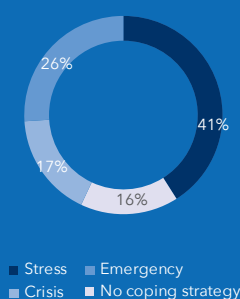
16. Districts in Diyala (Ba'quba), Sulaymaniyah (Chamchamal, Halabja), Erbil (Koisnajaq), Ninewa (Mosul, Telafar).

17. MPCA household level assessment data from January to July 2018.

### PEOPLE IN NEED OF MPCA (TOP 10 GOVERNORATES)



### COPING STRATEGIES



### MONTHLY FAMILY INCOME



of families have a monthly income below Survival Minimum Expenditure Basket (SMEB)

meet their basic needs such as rent, consumable NFIs, water, electricity, food, communication, and transport.<sup>18</sup> In order to stretch limited financial resources, families reported having to engage in negative coping strategies: 13 districts have a moderate to high risk<sup>19</sup> of families engaging in stress coping strategies, 15 districts have a moderate risk of families engaging in stress coping strategies, and 27 districts have a moderate to high risk of families engaging in emergency coping strategies. For families receiving MPCAs in 2018, food, rent and health still account for the largest part of a family's spending.

**Provision of MPCAs to female-headed households (FHH) remains a crucial tool to both support them in meeting their basic needs, and also to enhance their protection against negative coping mechanisms.** Across Iraq, 23 per cent of families who have received MPCAs are single FHH. As a result of the conflict, some areas display higher percentage of female-headed households in acute needs of multi-purpose cash due to the disappearance or death of adult male family members. According to the MCNA data, seven districts<sup>20</sup> have between 22 per cent and 34 per cent of families where the head of household has a disability which affects the person's ability to perform daily living activities. This circumstance also needs

to be taken into consideration when analysing the capacity of families to generate an adequate income to meet basic needs.

**IDPs and returnees still face significant obstacles in enrolling in the social protection networks**, such as the Social Protection Programme (SPP) of the Ministry of Labour and Social Affairs (MoLSA) and the Public Distribution System (PDS). The MoLSA SPP has not been enrolling any new families for more than a year and it is estimated that over 800,000 individuals are on the waiting list to be included and assessed. The enrolment procedures, which require an online registration, are not user-friendly for a large number of IDPs and returnees who live in areas without internet coverage. The PDS system is not implemented in a harmonised manner across all geographical areas, and the distribution of assistance does not occur on a regular basis. As per MCNA data, 10 per cent of families are enrolled in MoLSA SPP and 71 per cent of families presenting socio-economic vulnerabilities<sup>21</sup> have no access to PDS distribution.

The Multi-Purpose Cash Sector continues to closely coordinate with the IDP Call Centre in Iraq. In the first six months of 2018, over 20,000 families called the centre indicating to be in dire need of cash assistance. Referrals from the IDP Call Centres are considered by the cash partners for assessment and inclusion in MPCAs if they meet the eligibility criteria.

18. As per threshold set by MPC sector: extreme risk where more than 50 of families have an income of less than 480,000 IQD on monthly basis.

19. As per MCNA VI, 2018.

20. Ramadi (Anbar), Ain-Al Tamur (Kerbala), Shikhan (Ninewa), Afaq (Qadisiya), Baiji (Salah al-Din), Tikrit (Salah al-Din), Kalar (Sulaymaniyah).

21. Families with a monthly income of less than 480,000 IQD/US\$ 400 generated by employment and/or pension.



## RAPID RESPONSE MECHANISM

### KEY MESSAGES

- The need for a first line response through the Rapid Response Mechanism consortium has significantly reduced due to the end of hostilities between GoI and ISIL.

### OVERVIEW

The Rapid Response Mechanism (RRM) is designed to deliver immediate life-saving supplies within 72 hours to vulnerable people who are in transit: either displaced in crisis, moving between camps or requiring assistance to repatriate to their areas of origin. It serves as a bridge between the onset of critical needs of displaced populations and their ability access to basic items necessary for survival. In Iraq, the RRM was introduced in June 2014, to respond to the life-saving needs of IDPs with essential items including drinking water, emergency ready-to-eat food, and hygiene supplies. The approach was tailored to the rapid, wide-scale and multiple displacements occurring within the country upon ISIL's takeover of large swaths of territory, and served as a first-line response for newly-displaced IDPs. The consortium is jointly coordinated by UNICEF, the United Nations Population Fund (UNFPA), and the World Food Programme (WFP), and delivered through key NGO partners.

Between 2014 and 2017, the consortium reached more than 8.5 million vulnerable Iraqi people displaced by conflict. However, since the end of military operations in Iraq in December 2017, there has been a significant reduction in new displacements and the overall RRM needs have therefore decreased. Nevertheless, the need for RRM is still relevant to the Iraq context in 2018, especially to assist those that may be impacted by natural disasters, those experiencing secondary displacement, and for vulnerable families seeking to return to their areas of origin but who may not have the logistical support to do so. In 2018, close to 80,000 people were in need of, and provided with, RRM assistance. The majority of those served were in Ninewa governorate (75 per cent), as secondary displacement was reportedly the highest in this governorate.

In 2019, the RRM consortium intends to complete the groundwork for its transition and exit strategy, and to transfer the mechanism to the Government of Iraq. It will build the capacity of existing government counterparts, including Ministry of Migration and Displacement, to enable them to better cope with future emergencies. During the transition period, the consortium will provide logistical and/or technical support to the Government until the handover is completed.



## EMERGENCY TELECOMMUNICATIONS (ETC)

### KEY MESSAGES

- The humanitarian community in Iraq depends on reliable Internet connectivity and security telecommunications services to carry out their work effectively and safely.
- Three Community Resource Centres (CRC) require ETC support to ensure that affected communities can access information.

### OVERVIEW

The Emergency Telecoms Cluster (ETC) will phase out of Iraq by 30 March 2019. During Q1 of 2019, the ETC will end internet connectivity services in 18 camps around Mosul, as their services are available from local providers that humanitarian actors can contract directly. The ETC will complete outstanding projects for which commitments have been made to the humanitarian community, and handover support and maintenance of the security communications

network to either United Nations Department of Safety and Security (UNDSS) or a lead agency to be agreed by the Iraq ICT Working Group. Key phase-out activities that ETC will undertake include the demobilisation of the internet connectivity infrastructure across 18 camp locations, and the responsible shutdown and handover of other ETC-provided services, including accountability of assets to ensure proper transfer and/or disposal.

Results from ICT assessments have identified the need to continue operating robust security communication services to guarantee the safety of humanitarian responders operating in the Kurdistan Region of Iraq and Ninewa. The establishment of 10 Community Resource Centres (CRCs) in support of returnee programmes requires the ETC to contract and supervise the installation of connectivity services and a queue management system, and then to transfer responsibility for support and maintenance to other partners.



## LOGISTICS

### KEY MESSAGES

- The need for Logistics coordination and information sharing is expected to continue due to the expectation that many camps which require Logistics support may remain open.
- Logistics response capacities of government and humanitarian agencies have increased. Partners are increasingly using national markets for humanitarian supply and storage. International import of most humanitarian commodities has declined, with the exception of medicines.
- Links between relevant government entities and humanitarian actors remains a key element during the transition from emergency to recovery. Government emergency mechanisms must also transition to assume more responsibility with the gradual departure of supporting international partners, through improving and maintaining access and import procedures, and developing emergency preparedness and response capacities.

### OVERVIEW

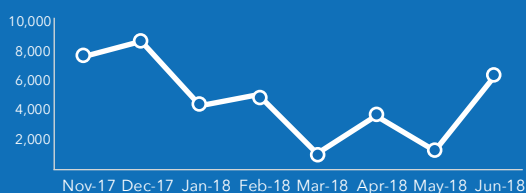
The cluster provided support to 120 organizations in 2018. However, a general reduction in demands for common logistics services has also been evident, due to more predictable supply chains and pipelines, a resumption of local market capacity and a general downsizing in humanitarian actors' presence. In Ninewa, Anbar, Salah al-Din and Kirkuk governorates,

the primary logistics gaps which were initially identified were either bridged or have evolved. The import of humanitarian cargo in 2018 has decreased considerably when compared to the previous year: by 74 per cent in terms of value (from US\$11.2 million to US\$2.9 million), by 69 per cent in terms of volume (from 1,404m<sup>3</sup> to 430m<sup>3</sup>), and by 41 per cent in terms of file requests received (from 78 requests to 46 requests).

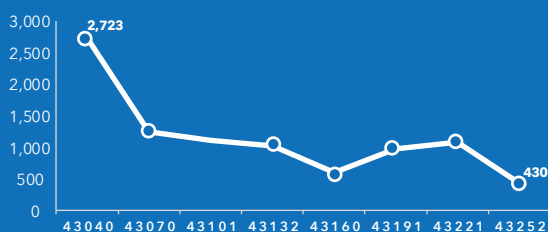
Although local markets in areas such as Mosul (Ninewa) will take some time to fully develop, markets across Iraq have measurably improved. Constraints on moving humanitarian commodities across the country have reduced; however, the context remains unpredictable and procedures are subject to arbitrary changes. Needs assessments of storage service indicates a reduction of storage sites from 18 in 2017 to six in 2018. Usage of the existing common storage facilities has also decreased, especially in central hubs of Baghdad, Dahuk and Erbil governorates. However, field locations closer to displacement sites continue to be highly used as consolidation points, including Mosul (Ninewa) and Tikrit (Salah al-Din).

A recent partner survey suggests focusing on non-emergency support with the subsequent priority areas of need: strengthening links between government entities and humanitarian organisations; developing logistics capacities for national and international actors; laying the groundwork for contingency and emergency preparedness initiatives; and a review and clarification of logistics and access procedures.

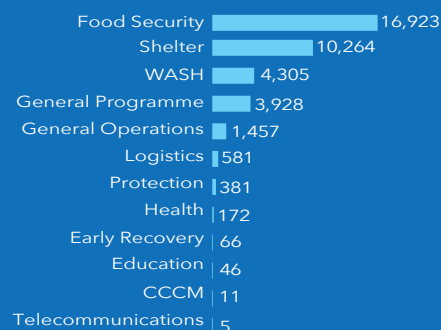
### STORAGE PROVIDED (M<sup>3</sup>)



### EVOLUTION OF CARGO IMPORTED THROUGH OSS



### STORAGE SPACE PROVIDED BY CLUSTER (M<sup>3</sup>)





## COORDINATION AND COMMON SERVICES

### KEY MESSAGES

- Humanitarian partners will remain in need of effective coordination, resource mobilization, information management, advocacy, and policy guidance.
- The sector specifically commits to continued strengthening of strategic and operational coordination at all levels, through common needs assessments; reliable data collection, processing, analysis, and reporting; mobilizing funding and tracking funding requirements; and facilitating access and a safe operational environment.
- The sector will continue to uphold centrality of protection, accountability to affected populations, and gender mainstreaming, with a priority on advocacy regarding gender-based violence.

### OVERVIEW

The sector's real-time support has been essential to maximize the efficiency, efficacy, and overall impact of humanitarian action, while ensuring the principled approaches and accountability of all responders. Continued strategic and secretariat support will be provided to the Humanitarian Coordinator and the Humanitarian Country Team, as well as support to existing clusters/sectors through coordinated needs assessments, evidence-based strategic and operational planning, information management, resource management, advocacy, gender-mainstreaming and engagement with affected populations.

Recurring population movements across more than 4,400 locations<sup>1</sup> demonstrates a significant need to continue to identify, analyse, and track of displacement patterns and trends. A new Returns Index was launched to support such analysis, and more than 180 assessments (including 71 multi-sectoral assessments)<sup>2</sup> were conducted in 2018. Better-harmonized information-sharing between relevant authorities and humanitarian actors, as well as a cross-sectoral consensus on the tracking of secondary displacement, continue to pose a gap. Furthermore, the HRP Monitoring Dashboard<sup>3</sup> and related core information products would benefit from cluster/sector-relevant sex- and age-disaggregated data with gender

analysis, where applicable, as well as real-time displays of operational, on-the-ground needs and gaps, and clusters' response rates in the context of strengthening accountability to affected people.

The Iraq IDP Information Centre has observed a growing number of requests (10 per cent higher than 2017 and over 25 per cent higher than 2016) seeking information on conditions in areas of return;<sup>4</sup> effective follow-up on such queries is one situation where direct communication with those affected will remain critical in ensuring targeted and effective use of resources. Another priority area where CCS interventions will remain critical NGO registration; despite some progress in 2018, 69 humanitarian NGOs (48 international and 21 national NGOs) and at least 200 aid workers in Iraq are still not registered with central authorities.<sup>5</sup> Some NGOs operating in Ninewa, Diyala and Kirkuk governorates, remain constrained or suspended due to bureaucratic and access challenges. There is a continued need for consolidation of the registration processes, as well as increased capacity of national NGOs.

One of the core needs in ensuring proper continuity of humanitarian interventions is predictable and adequate funding for humanitarian activities; in 2018, limited or delayed funding resulted in the reduction of or postponement of (with decreased quality) of some cluster activities. CCS will continue to advocate accurate tracking of funding levels with both donors and humanitarian partners.

Additionally, ensuring a safe and secure operating environment for humanitarian actors is a matter of utmost importance. To this end, explosive hazards continue to affect safety of beneficiaries and humanitarians alike. At least 3,111 demining operations have been initiated in Anbar, Diyala, Kirkuk, Ninewa, and Salah al-Din governorates between January and August 2018.<sup>6</sup> Explosives and similar security challenges also pose a constant threat to access, to the safety of humanitarian actors and to aid delivery in affected areas. The continued safe disposal of explosive remnants of war and unexploded ordnance will be a focus of CCS in 2019.

1. IOM DTM, Baseline Dashboard, as of 11 September 2018.

2. See e.g. OCHA-managed Iraq Assessment Registry, as of 11 September 2018.

3. See <https://www.humanitarianresponse.info/en/operations/iraq/2018-dashboard>

4. See e.g. UNOPS, Iraq IDP Information Centre Dashboard, as of 11 September 2018.

5. See e.g. Brief cost analysis of visas (NCCI, April 2018) and OCHA registration tracker, internal draft documents on file with NCCI and OCHA. Note that rough revised estimates are made based on the continuously developing situation on the ground.

6. INSO dataset, on file with the organization (not circulated).

## INFORMATION GAPS & ASSESSMENT PLANNING

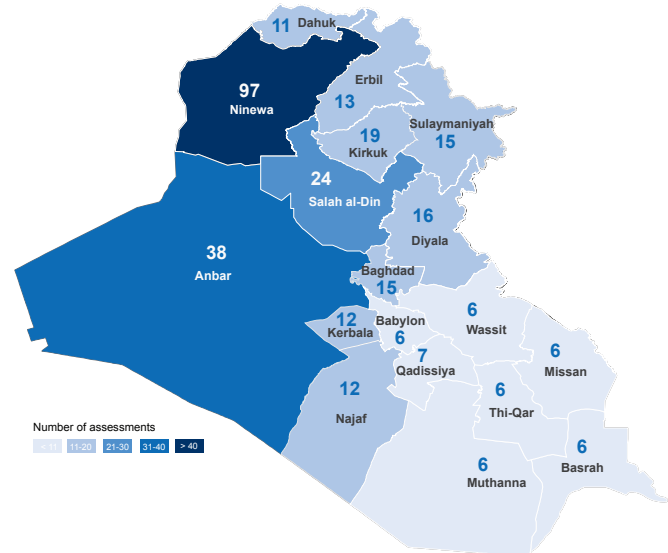
Significant steps have been taken in 2018 in line with the Grand Bargain to coordinate and streamline data collection to ensure compatibility, quality and comparability of needs assessments with a view of strengthening joint humanitarian analysis. In August 2018, the Iraq Assessment Working Group (AWG) finalized the [Common Database of Indicators](#) (CDI) to support harmonized sectoral data collection, and enable a more rigorous secondary data review in the next humanitarian programme cycle. This is also expected to increase the strategic use of assessments conducted by local and international NGOs.

The current HNO is based on the 2015 Iraq population projections of the Iraq Central Statistical Organization (CSO) and complemented with data generated through:

- The CCCM List and Population Flow (July 2018);
- UNHCR data for refugees (July 2018);
- IOM DTM IDPs and Returnees Master List round 99 (July 2018), and DTM Return Index Report Round-1;
- Poverty rate extracted from World Bank and CSO poverty mapping report (2015);
- Country wide needs assessments such as REACH Initiative's Multi-Cluster Needs Assessment (MCNA) Round VI (August 2018);
- IOM's Integrated Location Assessment (ILA) round III (May 2018);
- Cluster-specific data sources (September 2018).

Even though a total of 189 assessments (including 71 multi-sectoral assessments) were reported by 44 humanitarian organizations in 2018, a slight increase compared to 2017 in terms of numbers and geographical reach, the number of sectoral assessments has decreased in some cases. The sixth round of MCNA served as the primary source of needs data for the current HNO for most of the clusters. This was a coordinated assessment carried out in 78 districts out of Iraq's 109 districts under the umbrella of the Assessment Working Group (AWG) in close collaboration with the Inter-Cluster Coordination Group (ICCG). Of these, 62 were sampled at the district level and 14 at the governorate level. Two districts (Ba'aj and Fares) were not surveyed due to lack of access and/or assessment authorizations for all partners. For the in-camp population, 55 camp areas in 23 districts were surveyed nationwide. Over 12,000 households were surveyed, of which one third were female respondents. Additional sectoral data sources included: FSC - CFSVA data (2016), CCCM – RASP, intentions and exit surveys (2018), CWG - MPCA vulnerability assessment data (2018), Health Cluster – WHO and Ministry of Health datasets (eWARN, HeRAMS, eCAP, MEASURES, immunization, etc.)

Sectoral gaps have also been identified at several levels, with six clusters listing gaps by population groups, primarily host communities and out-of-camp IDPs; five clusters listing



NUMBER OF  
ASSESSMENTS

189

NUMBER OF  
PARTNERS

44

PLANNED NEEDS  
ASSESSMENTS

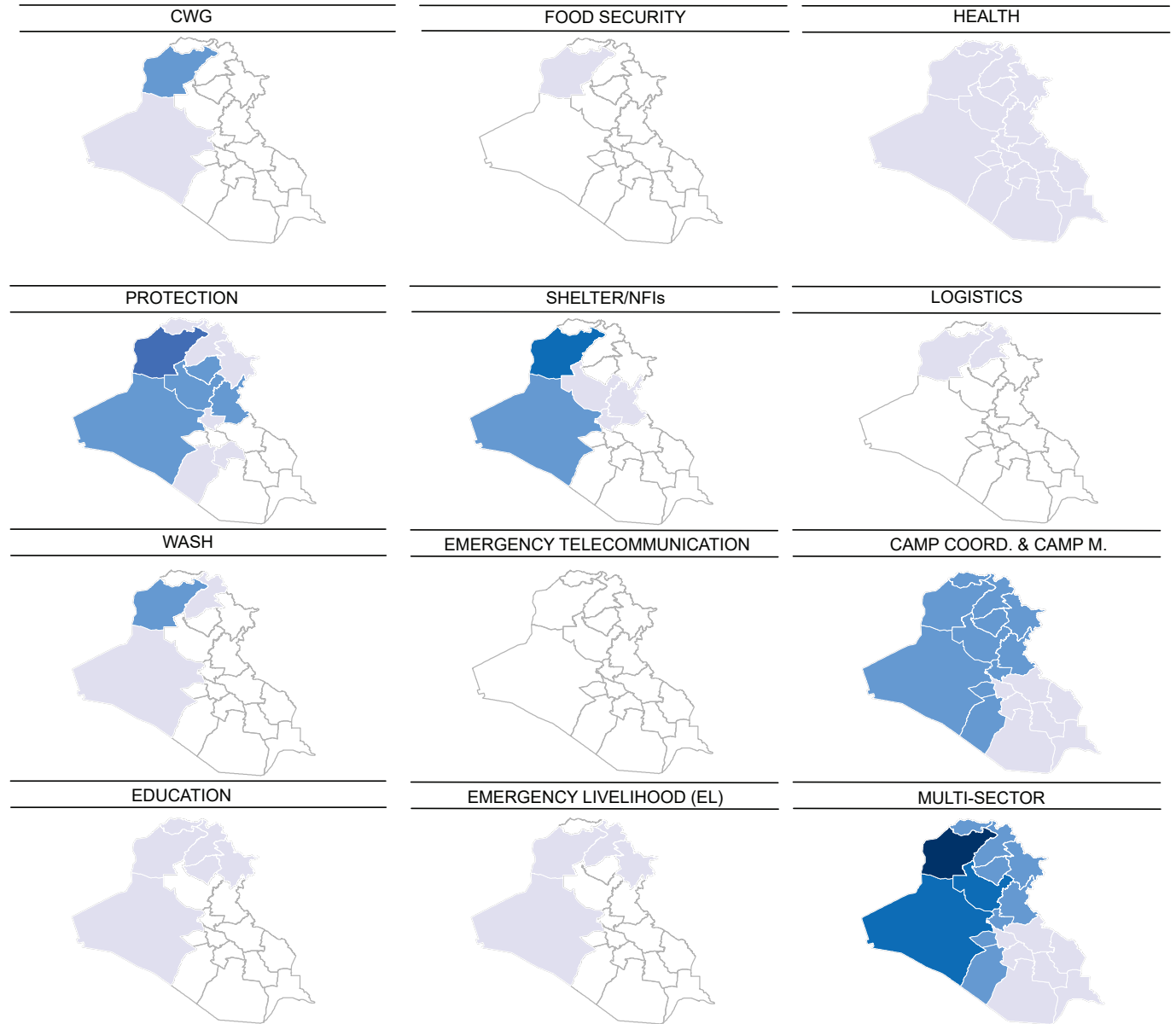
2

geographical gaps, particularly in southern governorates, and three clusters listing bias in targets or localized assessments as being a key concern.

Several factors contribute to the information gaps, including: difficulties in accessing families displaced outside of camps, particularly in urban settings; limited funding and partner presence in certain governorates; security issues; and delays or denials of authorization to carry out assessments in certain locations. Analysis based on vulnerabilities is an area that partners seek to strengthen in 2019 as population groups stabilize. Currently, there is a limited understanding of how people's humanitarian needs are exacerbated by poverty and other socio-economic factors.



















Finally, going into 2019, partners will continue to promote the sharing and use of assessments reports. According to the [3W](#) (September 2018), 164 organizations operated in Iraq between January and September this year. By contrast only 44 organizations reported conducting needs assessments in the same period. The list of agencies conducting assessments in 2018 and the assessments planned for 2019 are available as [Annex 1](#) and [Annex 2](#).

OVERVIEW OF ASSESSMENTS BY CLUSTER



Source: Cluster Partners conducting assessments as of 30 September 2018 as extracted from [Assessment Registry](#) in Humanitarian Response Info website.

## NUMBER OF ASSESSMENTS CONDUCTED BY LOCATION AND SECTOR (FROM JANUARY TO OCTOBER 2018)

	Multi-Purpose and Cash Assistance (MPCA)	Education	Emergency Shelter/NFI	Emergency Telecom.	Food Security	Health	Logistics	Multi-Sector	Protection	WASH	Camp Coord./ Management (CCCM)	Emergency Livelihoods (EL)	Rapid Response Mechanism (RRM)	TOTAL
 ANBAR	2	1	9			1		16	5	1	5	3		43
 BABYLON						1		2			3			6
 BAGHDAD			2			1		5	3		5			16
 BASRAH						1		2			3			6
 DAHUK		1				1		6	1		6			15
 DIYALA			3			1		5	5		5			19
 ERBIL		1				1	1	6	1	1	6	1		18
 KERBALA						1		5			5			11
 KIRKUK		2				1		7	7		5			22
 MISSAN						1		2			3			6
 MUTHANNA						1		2			3			6
 NAJAF						1		5	4		5			15
 NINEWA	7	3	20		4	1	4	36	25	9	6	2		117
 QADISSIYA						1		2	1		3			7
 SALAH AL-DIN			2			1		13	5		6			27
 SULAYMANIYAH		1				1		7	1		6	3		19
 THI-QAR						1		2			3			6
 WASSIT						1		2			3			6

Source: Cluster Partners conducting assessments as of 30 September 2018 as extracted from [Assessment Registry](#) in Humanitarian Response Info website.

## METHODOLOGY

There is not a single methodology suitable for or used in all humanitarian contexts to accurately identify the number of people in need and the severity of their needs. Moreover, the Iraq context is neither data-poor nor data-rich, which makes joint analysis, calculations of people in need and severity a complex exercise. To navigate the challenges of linking outdated baseline data, projections and estimations, limited vulnerability data and actual needs data, the Inter-Cluster Coordination Group (ICCG), supported by the Information Management Group (IMWG) and the Assessment Working Group (AWG), agreed on the following methodologies and tools to calculate people in need and understand the severity of needs:

### PEOPLE IN NEED

**Overall PiN:** Following a joint ICCG-IMWG consultations on focus population groups and AWG discussion on definitions and boundaries, OCHA estimated the total PiN based on 2015 Iraq CSO population estimates, adjusted with CCCM data for in-camp population, IOM DTM figures for IDPs out-of-camp and returnees, and UNHCR data for refugees. The status-based approach provided district-level total PiN estimates without double counting. The methodology used was the same as in the previous years, with the exception of the estimation for the host communities. For the current HNO, to determine the people in need among the communities hosting people displaced, the World Bank and CSO poverty rate was applied to the population living within two km radius of the IDP concentration areas where the ratio of IDPs to host population was more than 10 per cent. This brings the humanitarian community one step closer to incorporating vulnerabilities in its analysis of people in need. A key challenge in estimating humanitarian population figures and people in need in Iraq include the lack of reliable and up to date population or demographic data to use as baseline and limited data looking into current vulnerabilities. Cluster-specific PiNs derived from comprehensive country-wide assessments is also limited to a few Clusters, preventing OCHA and the ICCG to use a bottom-up approach for the humanitarian profile estimations.

**Cluster PiN:** A top-down approach was used in Iraq to estimate the people in need by cluster, with the majority of the Clusters using ILA, DTM or MCNA VI needs data, as well as own expert-judgement to identify the cluster PiN from the overall PiN generated by OCHA. Exceptions are FSC which used CFSVA data (2016), CCCM which used needs data collected from FSMT and CCCM Camp Profile (2018), the CWG which added MPCA vulnerability assessment data, and the Health Cluster which used early warning and disease surveillance data (EWARN) and data from the Ministry of Health, triangulated with MCNA VI.

### SEVERITY OF NEEDS

**Inter-sectoral severity:** To understand the overall severity the AWG proposed a model which was endorsed by the IMWG and ICCG. The composite index was based on domains which would allow the community to see where the needs overlap and potentially compound each other. The index refers to a combined 'score' based on a set of humanitarian needs indicators chosen carefully to illustrate the different dimensions and aspects of a particular humanitarian context. The steps taken to agree on the methodology for composite index calculation are described below:

1. Construction and agreement on the domains/themes best describing the crisis. The domains selected were also given a weight based on joint and expert understanding of Clusters:
  - Humanitarian profile and population movements (40 per cent)
  - Basic services (30 per cent)
  - Livelihoods and overall conditions in areas of return (AoR) and displacement (AoD) (20 per cent)
  - Access, safety and security (10 per cent)
2. Selection of the most reliable and comprehensive indicators from the list of indicators submitted by the clusters that were best placed to describe the humanitarian situation within a particular domain. Indicators were given the same weight within the domain. The indicators used to calculate overall severity are listed in Annex 3.
3. The Needs Comparison Tool (NCT) was used to generate a composite severity map which shows the severity of needs at district level on a scale of 1 to 5. The overall severity map is expected to complement, and not substitute, the analysis and prioritization of needs done by the Clusters. The overall map shows where there are compounding and overlapping needs, and indicates areas that would benefit from a multi-sectoral integrated approach both in terms of assessments and response.

**Cluster-specific severity:** Due to extensive consultations on the design of the MCNA VI tool within the AWG forum throughout May and June, Clusters were in a position to select in advance the Cluster-specific priority needs indicators to calculate severity. Clusters used the NCT to calculate severity based on the prioritized indicators and the overall Humanitarian Profile provided in July. The indicators used by the Clusters to calculate severity are listed in Annex 4.

Looking ahead, for the next humanitarian programme cycle, OCHA and clusters are interested to explore a further sub-categorization of PiN based on severity of needs.

## ANNEXES

## ANNEX 1 - LIST OF AGENCIES CONDUCTING ASSESSMENTS

CLUSTER/SECTOR	AGENCIES/ORGANIZATIONS	ASSESSMENTS
CCCM	CRC, REACH Initiative	20
EDUCATION	UNICEF, NRC, REACH Initiative, World Vision, VOP, Al-Ghad, Mercy Hands, War Child International	7
EMERGENCY LIVELIHOODS	Mercy Corps, RNVDO, NRC, PIN, CNSF	9
LOGISTICS	WFP	5
FSC	SREO, WHH	4
HEALTH	WHO	1
MULTI-SECTOR	Oxfam, SCI, OFDA, Medair, REACH Initiative, WHH, UNHCR, Janat Al-Frdaws, RIRP, DRC, Tearfund, Cordaid, IID, RNVDO, ACTED, IOM, CRS, USAID, Afkar Society for Development and Relief, SSORD, UIMS, IRC	71
MPCA	CNSF, REACH, IRC, Mercy Corps, NRC, TdH, Medair	9
PROTECTION	DRC, NRC, Non-violent Peaceforce, World Vision, War Child International, Mercy Hands, VOP, Al-Ghad	50
SHELTER/NFI	CNSF, Medair, Oxfam, WHH, DRC, ACTED, Human Appeal, IOM, RNVDO, CWC Group, WRO, TdH Italy, Intersos	36
WASH	Medair, SREO, WHH, CNSF	11

Source: Cluster Partners conducting assessments as of 30 September 2018 as extracted from [Assessment Registry](#) in Humanitarian Response Info website.

## ANNEX 2 - PLANNED ASSESSMENTS BY CLUSTER

All assessments listed below are subject to new or renewal of funding, humanitarian access, and operational presence; and carried out if there is a continued information gap.

CLUSTER/ SECTOR	LOCATION	TARGETED PEOPLE	LEAD AGENCY	PLANNED DATE	SUBJECT
<b>CWG</b>	Baghdad (Samarra, Karkh); Diyala (Qalar, Ba'quba, Al Adheim, Saadiya/Jalawla, Muqdadaya, Khalis, Baladrooz, Kifri, Khanakin); Dahuk (Sumel, Dohuk, Shikhan, Akre, Zhako); Erbil (Erbil); Kirkuk (Daquq, Kirkuk, Hawiga, Al Abbassy, Taza Khormatu, Dabes); Najaf (Najaf); Ninewa (Telafar, Sinjar, Tilkaif, Mosul, Telafar, Al Baiji, Al Tal Hatra Muhalabiya, Hamdania); Salah Al-Din (Tikrit, Touz, Balad, Baiji, Suleyman Beg, Shirqat); Sulaymaniyah (Sulaymaniyah, Kalar)	Socio-economically vulnerable households	CWG Partners	Ongoing throughout 2019	HH-level socio-economic vulnerability assessments
<b>CWG</b>	Same as above	N/A	REACH Initiative	As required	Joint Rapid Assessment of Markets
<b>CWG</b>	Same as above	N/A	REACH Initiative	Every two months	Joint Price Monitoring Initiative
<b>FSC</b>	Nationwide	All groups	FAO	Oct-Dec 2018	National Value Chain Assessment
<b>FSC</b>	Nationwide	All groups	WFP	Oct-Dec 2018	National Wheat Market Landscape Assessment
<b>FSC</b>	Selected locations across all governorates	All groups	FSC Partners	TBD	Multi-sector Rapid Needs Assessments (RNA)
<b>FSC</b>	132 camps in 11 Governorates	All groups	WFP VAM	Oct-Nov. 2018	Impacts of pipeline break
<b>FSC</b>	Ninewa (Sinjar)		FSC Partners	Ongoing	RAMs for HPF funded FSC projects
<b>FSC</b>	Mosul	All groups	WFP VAM	Ongoing	VAM Assessments
<b>Education</b>	Dahuk(Shikhan); Diyala (Baladrooz, Khalis); Erbil (Soran); Kerbala; Kirkuk(Chamchamal); Ninewa (Sinjar, Hatra); Salah-al Din (Balad, Shirqat); Sulaymaniyah (Dokan)	All groups	TBD	TBD	Teachers and Other Education Personnel. Access and Learning Environment.
<b>Health</b>	IDP camps, hard-to-reach areas (e.g., Hawija, Telafar, etc.) and areas where a baseline has been established, in Ninewa, Anbar, Kirkuk, Salah al-Din, Dahuk and Sulaymaniyah.	IDPs, returnees, host communities	WHO and Cluster partners	TBD	QoC and HeRAMS (to assess health service availability and readiness in public health facilities and those supported by partners in IDP camps); assessment of healthcare and health workers in danger through MEASURES; and e-CAP, a household survey to assess the health and nutrition needs of the communities
<b>CCCM</b>	All 135 camps / open camps	IDPs in camps	REACH Initiative	Round I: Jan. 2019 Round II: Jul. 2019	Camp Directory/Profile and Intentions Survey
<b>CCCM</b>	All 135 camps / open camps	IDPs in camps	Camp Managers	Round I: Apr. 2019 Round II: Oct. 2019	Formal Site Monitoring Tool
<b>CCCM</b>	All 135 camps / open camps	IDPs in camps	Camp Managers	As needed	New arrivals monitoring
<b>CCCM</b>	All 135 camps / open camps	IDPs in camps	Camp Managers	As needed	Exit survey

## ANNEX 2 - PLANNED ASSESSMENTS BY CLUSTER (CONTINUED)

All assessments listed below are subject to new or renewal of funding, humanitarian access, and operational presence; and carried out if there is a continued information gap.

CLUSTER/ SECTOR	LOCATION	TARGETED PEOPLE	LEAD AGENCY	PLANNED DATE	SUBJECT
CCCM	Nationwide (location selected based on ILA and where there are more than 15 households)	IDPs out-of-camp	REACH Initiative	Round I: Mar. 2019 Round II: Sep. 2019	Informal site assessment tool (RASP)
CCCM	Nationwide (location selected based on ILA and where there are more than 15 households)	IDPs out-of-camp	REACH Initiative	Round I: Mar. 2019 Round II: Sep. 2019	Out of camp intentions survey
CCCM	Locations selected based on intentions survey	IDPs out-of-camp, returnees	REACH Initiative	Three times a year	Service and Infrastructure Rapid Assessment (SIRA) - assessment for level of service provision in area of origin. Support evidence based camp consolidation decisions
Protection	Areas of origin and areas of return based on protection triggers	IDPs, returnees	DRC and other RPA Partners	As needed (based on specific triggers)	Rapid Protection Assessments (RPA)
Protection	Across Iraq	Vulnerable IDPs and returnees	UNHCR partners	TBD	Comprehensive Household Assessment Tool (CHAT), used for HH-level protection monitorin
Protection	Ninewa, Anbar, Diyala, Kirkuk, Salah al-Din, Babylon, Baghdad, Basra, Al Muthanna and Thi-Qar (Coverage might be extended based on needs)	TBD	TBD	TBD	HLP sector-specific assessment
Protection	TBD	TBD	Child Protection Sub-cluster and Education	Quarter 4 2018 (to be confirmed)	Joint Child Protection and Education Cluster assessment
Emerg. Livelihoods	Anbar (Ramadi, Falluja), Salah al-Din (Tikrit, Baiji, Balad), Ninewa (Mosul, Telafar)	Host, returnees	Oxfam (Afkar, FUAD)	Oct - Dec 2018 Feb - Mar 2019;	Household Economy Analysis
Emerg. Livelihoods	KR-I, Anbar (Ramadi, Falluja), Salah al-Din (Tikrit, Baiji, Balad), Diyala (Khanaqin)	IDPs, host, refugees (UNHCR), returnees (Oxfam)	UNHCR Oxfam (Afkar, FUAD)	Nov-Jan. 2019	Labour Market Assessments
Emerg. Livelihoods	KR-I	IDPs, refugees, host	UNDP (Urban Resilience Platform)	Oct. 2018	Solid Waste Management and Value Chain Assessment
Emerg. Livelihoods	Ninewa (Tel Afar, Mosul), Kirkuk	IDPs, returnees, host	World Vision, IOM	Oct-Dec. 2018	Market Assessments
WASH	IDP camps	IDPs in camp	WASH partners	TBD	Identify gaps in WASH services (minimum WASH standard)
WASH	Ninewa (Sinjar); southern Governorates (Basra, Thi-Qar, Muthanna, Qadissiya); Salah-al Din (Balad, Baiji and Shirqat); Anbar (Falluja and Ramadi)	All groups	WASH partners	TBD	WASH Rapid Needs Assessment Tool (general)

## ANNEX 3 - INDICATORS USED TO CALCULATE OVERALL SEVERITY

THEMATIC (DOMAIN*)	WEIGHT	INDICATOR	SOURCE
People in Need, Displacement & Returns	40 per cent	Per cent of displaced people compared to population of Iraq	PiN/HP (DTM, Government)
		Per cent of displaced people to host governorate population	PiN/HP (DTM, Government)
		Per cent of returnees to host governorate population	PiN/HP (DTM, Government)
		Per cent of people living under critical shelter conditions	MCNA, S/NFI
Basic Services	30 per cent	Accessibility of healthcare services	MCNA, Health Cluster
		Access to education	MCNA, Education Cluster
		Per cent of HH with access to sufficient water quantities (at least 50 litres of water per person as defined by the Cluster)	MCNA, WASH Cluster
		Per cent HH missing documentation	MCNA, Protection Cluster
Conditions in Areas of Return/Areas of Displacement and Livelihoods	20 per cent	Per cent of families unable to meet their basic needs (CWG, Vulnerability Assessments)	MCNA and CWG/MPCA
		Per cent of HH with adults (18+) actively seeking work in the community	MCNA, Emergency Livelihood Cluster
Access, Safety and Security	10 per cent	Per cent of HH with members disabled due to explosive hazards (proxy)	MCNA, Protection Cluster
		Per cent HH experiencing daytime movement restriction (proxy)	MCNA, Protection Cluster

\*Note: Within the domain, all indicators have equal weights

## ANNEX 4 - LIST OF CLUSTER SEVERITY INDICATORS AND DATA SOURCES

CLUSTER	INDICATOR	SOURCE
CCCM	Percentage of displaced people in camps per district	FSMT, CCCM Camp Profile 2018
CCCM	Percentage of camps with identified critical service gaps in formal settlements	FSMT, CCCM Camp Profile 2018
CCCM	Number of camps projected to remain open per district	Intentions Survey 2018
CCCM	Projected number of people remaining in camps	Intentions Survey 2018
CCCM	Percentage of informal sites with identified critical service gaps in informal settlements	RASP 2018
CWG	Per cent of families unable to meet their basic needs [income less than 480,000 IQD/month (income being employment + pension)]	MPCA / MCNA VI 2018
CWG	Per cent SFHH among families unable to meet their basic needs [income less than 480,000 IQD/month from employment + pension]	MCNA VI 2018
CWG	Per cent of HHs declaring that reason for debt is basic expenditures (including expenditure on food)	MCNA VI 2018
CWG	Coping strategy stress	MCNA VI 2018
CWG	Coping strategy crisis	MCNA VI 2018
CWG	Coping strategy emergency	MCNA VI 2018
CWG	Per cent of families where the head of household has a disability which affect the person's ability to perform daily living activities?	MCNA VI 2018
Education	Access to education (PIN)	MCNA VI 2018
Education	Availability of teaching staff	MCNA VI 2018
FSC	Per cent of households with food security status (Food secure, Vulnerable to food insecurity, Food insecure) (using CARI Analysis).	MCNA VI 2018, CFSVA 2016
Health	Accessibility for health services	MCNA VI 2018
Health	Access to routine and supplementary immunization	MoH data
Health	Incidence of acute diarrhoea	EWARN
Emerg. Livelihoods	Money taken as debt	MCNA VI 2018
Emerg. Livelihoods	Per cent of unemployment (seeking work)	MCNA VI 2018 & CCI Cash Distributions Ninewa
Emerg. Livelihoods	Unable to afford basic needs	MCNA VI 2018 & CCI Cash Distributions Ninewa
Protection - CP	Per cent of children with psychosocial distress (proxy data with behaviour change)	MCNA VI 2018
Protection - GBV	Per cent of female headed HHs	MCNA VI 2018
Protection - GP	Per cent of HHs missing documentation	MCNA VI 2018
Protection - HLP	Per cent of HHs at risk of eviction	MCNA VI 2018
Protection - CP	Per cent of HH with at least one child 6-17 not enrolled in formal education OR non-formal education	MCNA VI 2018
Protection - MA	Per cent of HH with members disabled due to explosive hazards	MCNA VI 2018
Shelter/NFI	IDPs in camps	DTM round99_15Jul.18
Shelter/NFI	IDPs in renting	DTM round99_15Jul.18
Shelter/NFI	IDPs in host families	DTM round99_15Jul.18
Shelter/NFI	IDPs in informal settlements	DTM round99_15Jul.18
Shelter/NFI	IDPs in UAB	DTM round99_15Jul.18
Shelter/NFI	IDPs in collective centres	DTM round99_15Jul.18
Shelter/NFI	Returnees in habitual residence	DTM round99_15Jul.18
Shelter/NFI	Returnees in critical shelter	DTM round99_15Jul.18
WASH	Per cent of HH with access to sufficient quantity drinking water	MCNA VI 2018
WASH	Per cent of HH with access to safe water of good quality	MCNA VI 2018
WASH	Per cent of HH with access to improved functional sanitation facilities	MCNA VI 2018
WASH	Per cent of HH with access to appropriate hygiene promotion messages and hygiene items	MCNA VI 2018
WASH	Per cent of HH reporting access to waste collection or communal garbage bins	MCNA VI 2018

## ANNEX 5 - COMMON ACRONYMS

<b>AAP</b>	Accountability to Affected People	<b>ISIL</b>	Islamic State of Iraq and the Levant
<b>AOG</b>	Armed opposition group	<b>KII</b>	Key Informant Interviews
<b>CCCM</b>	Camp Coordination and Camp Management	<b>KRG</b>	Kurdistan Regional Government
<b>CMR</b>	Clinical management of rape	<b>KR-I</b>	Kurdistan Region of Iraq
<b>CFSVA</b>	Comprehensive Food Security and Vulnerability Assessment	<b>MHPSS</b>	Mental health and psychosocial support
<b>CRSV</b>	Conflict-Related Sexual Violence	<b>MoE</b>	Ministry of Education
<b>CWG</b>	Cash Working Group	<b>MoH</b>	Ministry of Health
<b>DTM</b>	Displacement Tracking Matrix	<b>MoLSA</b>	Ministry of Labour and Social Affairs
<b>eWARN</b>	Early Warning and Response Network (eWARN)	<b>mVAM</b>	Mobile vulnerability analysis and mapping
<b>ETC</b>	Emergency Telecommunications Cluster	<b>MRM</b>	Monitoring and reporting mechanism
<b>ERW</b>	Explosive remnants of war	<b>MCNA</b>	Multi-Cluster needs assessment
<b>FGD</b>	Focus Group Discussion	<b>MPCA</b>	Multi-Purpose Cash Assistance
<b>FCS</b>	Food consumption scores	<b>NNGO</b>	Multi-Purpose Cash Assistance
<b>FSC</b>	Food Security Cluster	<b>NFI</b>	Non-food items
<b>FERT</b>	Forced Eviction & Returns Tracking	<b>OCHA</b>	Office for the Coordination of Humanitarian Affairs
<b>FSMT</b>	Formal Site Monitoring Tool	<b>PiN</b>	People in Need
<b>FFS</b>	Funding Facility for Stabilization	<b>PSEA</b>	Prevention of Sexual Exploitation and Abuse
<b>GBV</b>	Gender-based violence	<b>PHCCs</b>	Primary health care clinics
<b>GoI</b>	Government of Iraq	<b>PDS</b>	Public Distribution System
<b>GRC</b>	Governorate Return Committees	<b>RASP</b>	Rapid Assessment Site Profile
<b>HH</b>	Household	<b>RRP</b>	The Recovery and Resilience Programme
<b>HNO</b>	Humanitarian Needs Overview	<b>UXO</b>	Unexploded ordnance
<b>HRP</b>	Humanitarian Response Plan	<b>UNICEF</b>	United Nations Children's Fund
<b>IED</b>	Improvised explosive device	<b>UNDAF</b>	United Nations Development Action Framework
<b>ICT</b>	Information and communications technology	<b>UNDP</b>	United Nations Development Programme
<b>IDPs</b>	Internally displaced persons	<b>UNFPA</b>	United Nations Population Fund
<b>ILA III</b>	IOM's Integrated Location Assessment, Round III	<b>UNHCR</b>	United Nations High Commissioner for Refugees
<b>INGO</b>	International non-governmental organization	<b>WASH</b>	Water, sanitation and hygiene
<b>IOM</b>	International Organization for Migration	<b>WFP</b>	World Food Programme
<b>IQD</b>	Iraqi Dinar	<b>WHO</b>	World Health Organization



 [www.unocha.org/iraq](http://www.unocha.org/iraq)

 [www.humanitarianresponse.info/en/operations/iraq](http://www.humanitarianresponse.info/en/operations/iraq)

 @OCHAIraq