



Tropical Cyclone Idai Response | Mozambique

Reunião de Coordenação do Shelter Cluster (online)

14 Abril 2020, Escritório do GREPOC , Beira

Agenda proposta:

1. Actualizações sobre COVID-19
2. Partilhar informações sobre a avaliação de abrigo (DTM/IOM)
3. Actualizações sobre a equipa do Shelter Cluster e futura coordenação
4. Partilha do documento Shelter Overview
5. Apresentação do painel online 4W (online dashboard)
6. Outros assuntos



1. Actualizações sobre COVID-19

- O INGC está a preparar um plano de resposta multisectorial para gerir a resposta da COVID-19
 - A comunidade humanitária através dos agregados (ICCG) elaborou um plano multisectorial para contribuir para os esforços do INGC e complementá-los.
 - Estes planos estão a ser discutidos e serão revistos de acordo com acordos conjuntos.
- Os parceiros em abrigo presentes na Beira já estão a reagir? Relativamente à distribuição, descongestionamento, melhoria das condições de habitação, etc?



2. Partilhar informações sobre a avaliação de abrigo (DTM: IOM



3. Actualizações sobre a equipa do Shelter Cluster e futura coordenação

- O Shelter Cluster na Beira encerra actividades em Maio**
- A representação a nível nacional será assegurada à distância**
- O sub-cluster de Pemba é encabeçado pela IOM**
- Discussões com o INGC, GREPOC e UNHABITAT sobre formas de dar sequência à coordenação**



4. Partilha do documento Shelter Overview

RESETTLEMENT SITES



Recovery Strategy category



Area 18 m2 - max 5 people

Cost 100 USD

Roof Tarp

Walls Bamboo structure and tarps/ stick in-fill with adobe

Time 1 week per unit

Labour Built by beneficiaries themselves with guidance/ assistance from minimally trained community volunteers

~4000+ UNITS



- Successful example of Emergency Shelter Upgrade
- Economic Typology
- Allows beneficiary freedom to decide design for themselves
- Different models possible depending on family needs (Fully enclosed, Partially enclosed etc.)
- Assembled quickly in one week with 2 low skilled people
- Does not de-incentivize self-recovery as materials are versatile and can be used to extend existing house also
- Area is as per sphere standards



- No treatment of the estacas/sticks when inserted into the ground (Missed opportunity to increase resilience)
- Some difficulty in supply of bamboo (Supply chain considerations)
- Base should be raised before building to increase resilience to flooding



- **Visão Geral das Intervenções de Reconstrução dos Parceiros do Shelter Cluster (para resposta ao ciclone Idai):** <https://www.sheltercluster.org/recovery-technical-working-group/documents/sc-moz-partners-recovery-projects-overvieweng>
 - De acordo com as tipologias delineadas na estratégia de abrigo: 2,3, 4A, 4B, 5, 6
 - Permite a comparação de três parâmetros críticos:
 - área por unidade
 - Custo de unidade
 - Tempo de construção e modalidade
 - Estrutura e material
 - Resume os prós e contras de cada tipologia de acordo com a experiência reportada
 - Consolida conclusões e recomendações relativas a considerações fundamentais no que diz respeito ao **planificação dos assentamentos, concepção, saúde e protecção, selecção de materiais e impacto ambiental, bem como à resistência a ciclones e inundações.**
 - Fornece ligações para outros documentos recomendados e outras leituras
- Pretende fornecer orientações e recomendações para futuros projectos com base no que foi aprendido nesta resposta
- Encontre toda a informação do Shelter Cluster de Moçambique em <https://www.sheltercluster.org/response/mozambique-2019-cyclones>



5. Apresentação do painel online 4W (online dashboard)

<https://www.sheltercluster.org/response/mozambique-2019-cyclones>

Please use the filters below to customize the visualizations on the right side

44

of Partners

154,454

HHs Supported with Shelter

37,427

HHs Supported with NFIs

HHs REACHED BY DISTRICT

Year

- 2019
- 2020
- 2021

Select Province

All

Select District

All

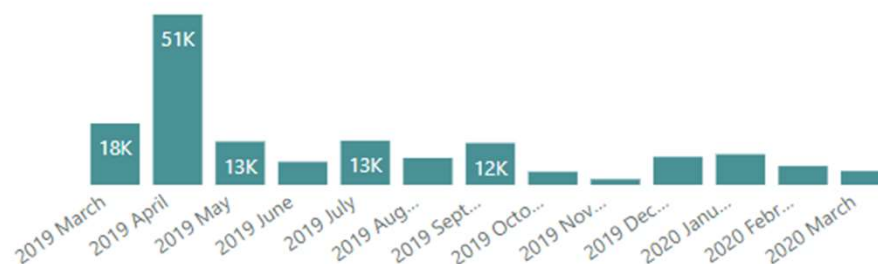
Implementing Partner

All

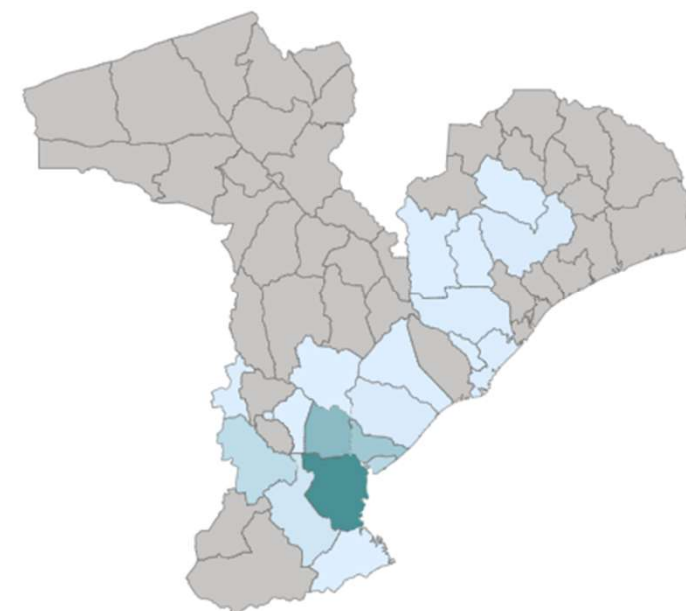
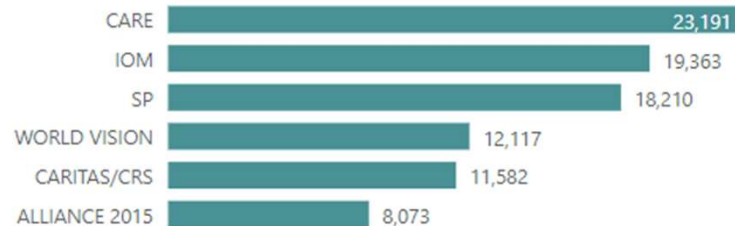
Select Status

Concluido/Completed

HHs REACHED BY MONTH



HHs REACHED BY IMPLEMENTING PARTNER



SNFI OVERVIEW

TEMP.SHELTER OVERVIEW

TEMP.SHELTER BREAKDOWN

PERM.SHELTER OVERVIEW

PERM.SHELTER BREAKDOWN

NFIs OVERVIEW

NFIs BREAKDOWN

NOTES

Disclaimer: The boundaries, names shown and designations used on this map, do not imply official endorsement or acceptance by the Shelter Cluster | Data source: Households Reached - 4W reporting from March 2019 to March 2020

For any questions or feedback regarding the dashboard, please contact the Mozambique Shelter Cluster IMO by clicking on the this email icon or copying the email address moz.im@sheltercluster.org

TEMPORARY SHELTER OVERVIEW

CYCLONE IDAI

Please use the filters below to customize the visualizations on the right side

42

of Partners

151,979

HHs Supported with Temporary Shelter

22

Districts

Year

- 2019
- 2020
- 2021

Select Province

All

Select District

All

Implementing Partner

All

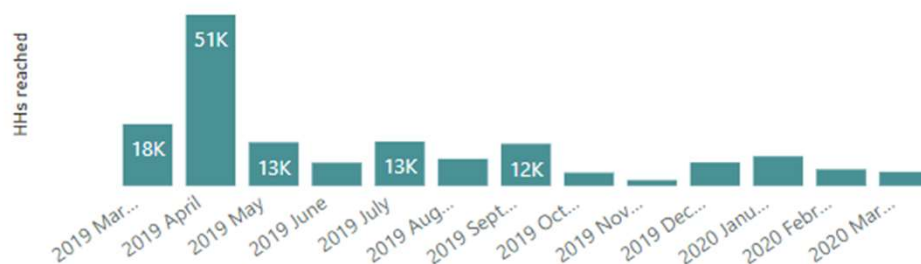
Select Status

Concluido/Completed

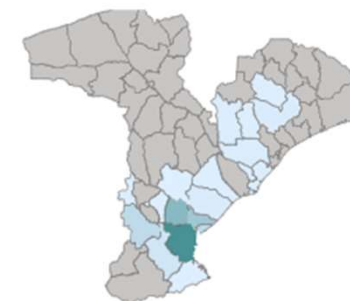
Select Locality type

All

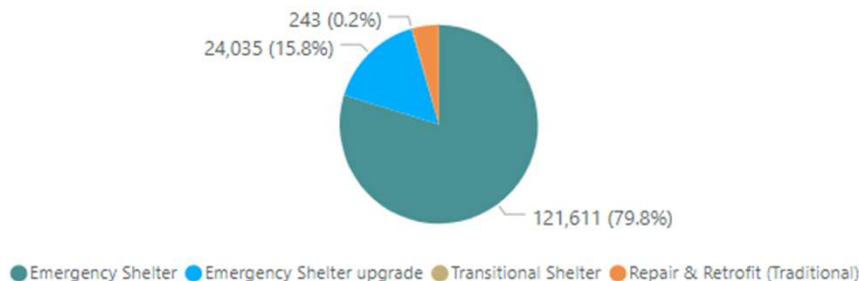
HHs REACHED BY MONTH



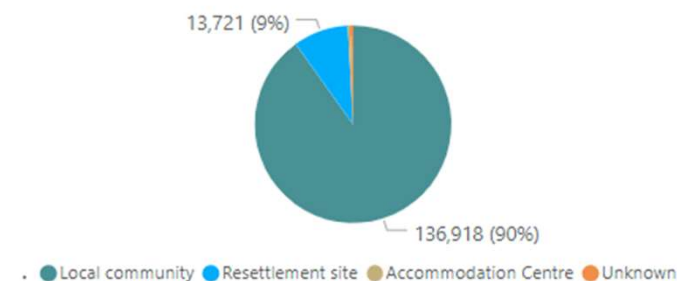
HHs REACHED BY DISTRICT



CATEGORY OF TEMPORARY SHELTER INTERVENTION



HHs REACHED BY SETTLEMENT TYPE



SNFI OVERVIEW

TEMP.SHELTER OVERVIEW

TEMP.SHELTER BREAKDOWN

PERM.SHELTER OVERVIEW

PERM.SHELTER BREAKDOWN

NFIs OVERVIEW

NFIs BREAKDOWN

NOTES

Disclaimer: The boundaries, names shown and designations used on this map, do not imply official endorsement or acceptance by the Shelter Cluster | Data source: Households Reached - 4W reporting from March 2019 to March 2020
For any questions or feedback regarding the dashboard, please contact the Mozambique Shelter Cluster IMO by clicking on the this email icon or copying the email address moz.im@sheltercluster.org

TEMPORARY SHELTER BREAKDOWN

CYCLONE IDAI

Please use the filters below to customize the visualizations on the right side

42 # of Partners **151,979** HHs Supported with Temporary Shelter **22** Districts

121,611 (1) Emergency Shelter **24,035** (2) Emergency Shelter upgrade **243** (3) Transitional Shelter **6,588** (4a) Repair & Retrofit - Traditional

Note: Categories of temporary/permanent shelter are according to the Mozambique shelter cluster recovery strategy

TEMPORARY SHELTER BY PARTNER & LOCATION

Implementing Partner	Buzi	Cheringoma	Chibabava	Chinde	Cidade Da Beira	Cidade De Chimoio	Cidade De Quelimane	Derre	Dondo	
ADRA										
ALLIANCE 2015										
ANTEPARO										
ASATE					480				132	
BISHOP OF BEIRA					52					
CARE	21,552								774	
CARE FOR LIFE					308				1,002	
CARITAS/CRS				741	208				261	
CEDES	3,077		1,295							
CESVI										
COSACA	63				103				250	
COSACA/STC										
CVM	3,848				1,514				330	
Total	270	56,674	388	5,468	741	12,385	800	505	336	23,307

PERMANENT SHELTER OVERVIEW

CYCLONE IDAI

Please use the filters below to customize the visualizations on the right side

6

of Partners

2,475

HHs Supported with Permanent Shelter

5

Districts

Year

- ▶ 2019
- ▶ 2020
- ▶ 2021

Select Province

All

Select District

All

Implementing Partner

All

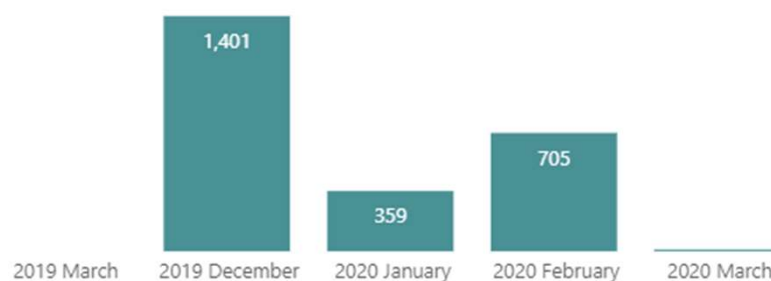
Select Status

Concluido/Completed

Select Locality type

All

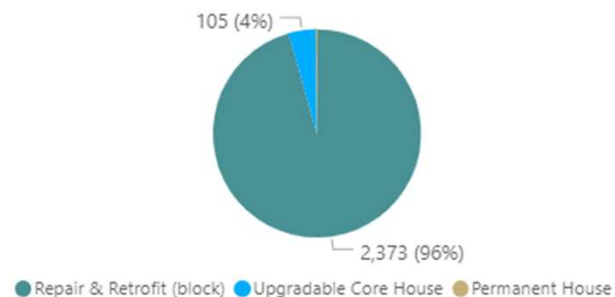
HHs REACHED BY MONTH



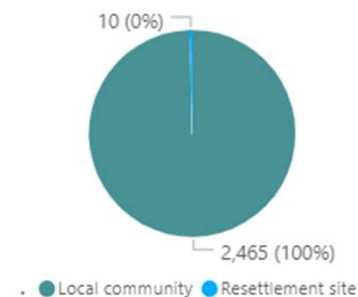
HHs REACHED BY DISTRICT



CATEGORY OF PERMANENT SHELTER INTERVENTION



HHs REACHED BY SETTLEMENT TYPE



SNFI OVERVIEW

TEMP.SHELTER OVERVIEW

TEMP.SHELTER BREAKDOWN

PERM.SHELTER OVERVIEW

PERM.SHELTER BREAKDOWN

NFI: OVERVIEW

NFI: BREAKDOWN

NOTES

Disclaimer: The boundaries, names shown and designations used on this map, do not imply official endorsement or acceptance by the Shelter Cluster | Data source: Households Reached - 4W reporting from March 2019 to March 2020
For any questions or feedback regarding the dashboard, please contact the Mozambique Shelter Cluster IMO by clicking on the this email icon or copying the email address moz.im@sheltercluster.org

PERMANENT SHELTER BREAKDOWN

CYCLONE IDAI

Please use the filters below to customize the visualizations on the right side

6
of Partners

2,475
HHs Supported with Permanent Shelter

5
Districts

Year

- 2019
- 2020
- 2021

Select Province

All

Select District

All

Implementing Partner

All

Select Status

Concluido/Completed

Select Locality type

All

2,373

(4b) Repair & Retrofit - Block Construction

105

(5) Upgradable Core House

5

(6) Permanent House

Note: Categories of temporary/permanent shelter are according to the Mozambique shelter cluster recovery strategy

PERMANENT SHELTER BY PARTNER & LOCATION

Implementing Partner	Buzi	Cidade Da Beira	Dondo	Mopeia	Sussundenga	Total
CARE FOR LIFE		8	74			82
CARITAS/CRS				5		5
IOM	633	1,440				2,073
MISSAO CATOLICA					10	10
SOUL FRATER	5					5
SRC		300				300
Total	638	1,748	74	5	10	2,475

SNFI OVERVIEW

TEMP.SHELTER OVERVIEW

TEMP.SHELTER BREAKDOWN

PERM.SHELTER OVERVIEW

PERM.SHELTER BREAKDOWN

NFIs OVERVIEW

NFIs BREAKDOWN

NOTES

Disclaimer: The boundaries, names shown and designations used on this map, do not imply official endorsement or acceptance by the Shelter Cluster | Data source: [Households Reached](#) - 4W reporting from March 2019 to March 2020

For any questions or feedback regarding the dashboard, please contact the Mozambique Shelter Cluster IMO by clicking on the this email icon  or copying the email address moz.im@sheltercluster.org

NON-FOOD ITEMS (NFIs) OVERVIEW

CYCLONE IDAI

Please use the filters below to customize the visualizations on the right side

29

of Partners

37,706

HHs Supported with NFIs

7

Districts

*Mosquito nets may have also been reported under the Health/WASH cluster as part of a kit and not as a single item.

Year

- 2019
- 2020

Select Province

All

Select District

All

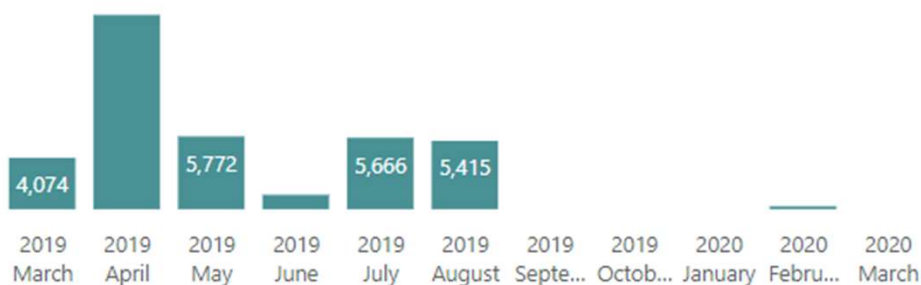
Implementing Partner

All

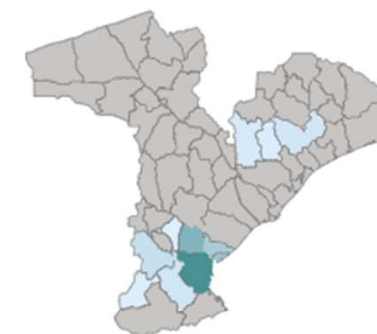
Select Locality type

All

HHs REACHED BY MONTH



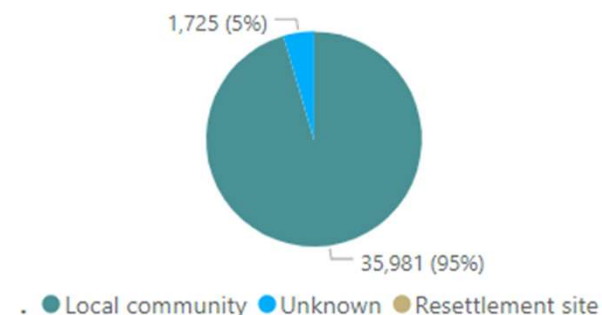
HHs REACHED BY DISTRICT



TYPE OF NFIs DISTRIBUTED



HHs REACHED BY SETTLEMENT TYPE



- NFI OVERVIEW
- TEMP.SHELTER OVERVIEW
- TEMP.SHELTER BREAKDOWN
- PERM.SHELTER OVERVIEW
- PERM.SHELTER BREAKDOWN
- NFIs OVERVIEW**
- NFIs BREAKDOWN
- NOT

Disclaimer: The boundaries, names shown and designations used on this map, do not imply official endorsement or acceptance by the Shelter Cluster | Data source: [Households Reached](#) - 4W reporting from March 2019 to March 2020
For any questions or feedback regarding the dashboard, please contact the Mozambique Shelter Cluster IMO by clicking on the this email icon or copying the email address moz.im@sheltercluster.org

NON-FOOD ITEMS (NFIs) BREAKDOWN

CYCLONE IDAI

Please use the filters below to customize the visualizations on the right side

29

of Partners

37,706

HHs Supported with NFIs

7

Districts

*Mosquito nets may have also been reported under the Health/WASH cluster as part of a kit and not as a single item.

NFI DISTRIBUTIONS BY PARTNER

Implementing Partner	Blankets	Mats	*Mosquito nets	Kitchen sets	Plastic buckets	Jerrycans	Solar lights
ADRA	3,486			1,162			
ALLIANCE 2015	6,892	4,095	1,991	2,007			
ASATE	802			1			
AVSI				700			
BISHOP OF BEIRA							100
CARE	4,819	4,819	4,819	10,629	4,819	4,819	
CARE FOR LIFE			500				75
CARITAS/CRS	3,426			3,242			
CESVI	5,000						
COSACA	1,365				1,365	1,256	
CVM	4,981	4,830	4,819	2,414	2,415	3,002	
DCA/CCM	2,100	2,100			3,200		700
GRC/CVM	1,498			1,498	1,498		
Help Age	63						
HI	8,894		1,204	1,963	1,204	1,204	1,869
ICRC	2,277	110	110	1,170	260	101	
Total	126,139	34,426	39,191	66,719	60,254	37,887	8,605

SNFI OVERVIEW

TEMP.SHELTER OVERVIEW

TEMP.SHELTER BREAKDOWN

PERM.SHELTER OVERVIEW

PERM.SHELTER BREAKDOWN

NFIs OVERVIEW

NFIs BREAKDOWN

NOTES

Disclaimer: The boundaries, names shown and designations used on this map, do not imply official endorsement or acceptance by the Shelter Cluster | Data source: Households Reached - 4W reporting from March 2019 to March 2020

For any questions or feedback regarding the dashboard, please contact the Mozambique Shelter Cluster IMO by clicking on the this email icon or copying the email address moz.im@sheltercluster.org



[BACK TO DASHBOARD](#)

Important Notes

The number of households reached are from Shelter and NFI interventions that are **completed** or still **ongoing**. By default, the "Status" filter is set to completed activities but it can be changed to view also ongoing activities.

Shelter Notes

The shelter categories are in line with the Mozambique Shelter Cluster Recovery Strategy (2019). This can be accessed through the Mozambique 2019 Cyclone page under the [Global Shelter Cluster website](#)

NFI Notes

The shelter cluster records distributions of 7 different NFIs under 3 different categories

- Items for sleeping (blankets, mats and mosquito nets)
- Items for cooking and eating (kitchen sets)
- Items for water/WASH (plastic buckets and jerry cans) and
- Items for protection (solar lamps)

There are items such as mosquito nets that may overlap with other clusters like Health and WASH, however these items are more likely to be part of a kit.

The methodology used from the shelter cluster to determine on whether a household has been reached with NFIs are as follows:

If a household has received 4 or more items out of the 7 items, they are considered as partly/fully reached. Since some households received less than 4 items, we also have a visual that shows the total of items distributed so it can still be captured as part of the NFI intervention.



6. Outros assuntos