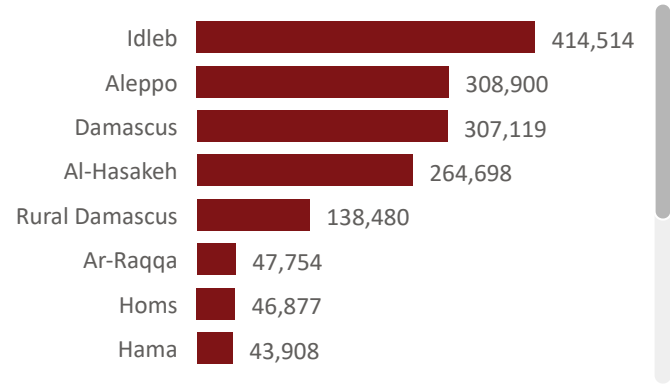
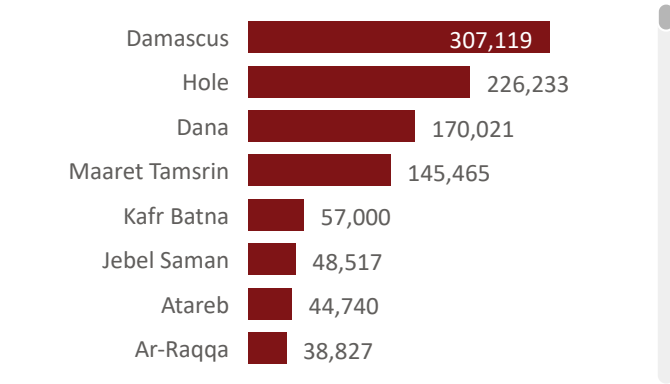


Sector: NFI Shelter | Hub: NES Syria Turkey X-B | Organization type: Non-UN agency UN agency | Governorate: All | District: All | Sub-district: All | Community: All

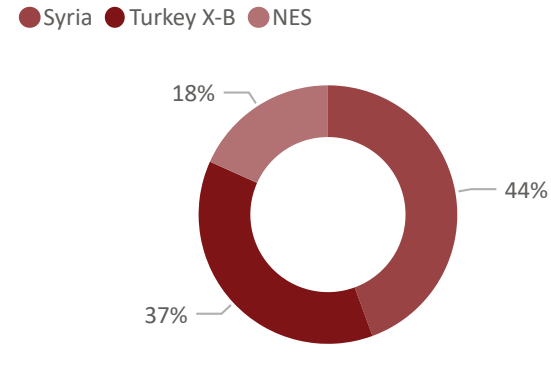
Individuals reached, by governorate



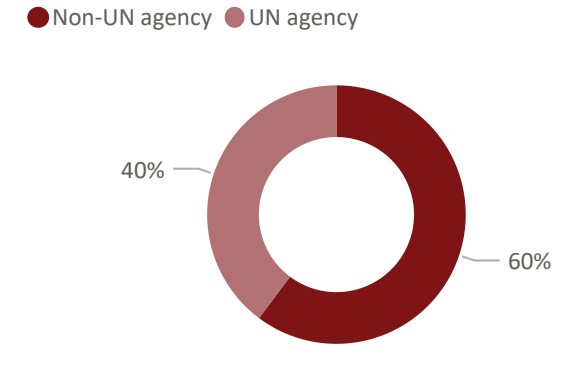
Individuals reached, by sub-district



Individuals reached, by hub



Individuals reached, by organization type



**Individuals and HH reached**  
(Core and seasonal NFI reach may include non-unique individuals)

**492,485**  
Shelter (Ind)

**1,459,507**   **410,808**  
Core NFI (Ind)   Total HH reached

**1,518,253**   **56,367**  
Winter NFI (Ind)   Total FHH reached

**27,046**  
Summer NFI (Ind)   Total PWD reached

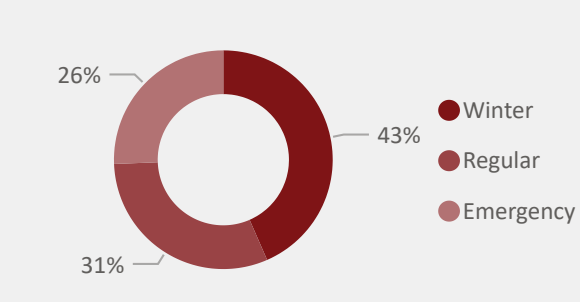
Individuals reached, by activity and month

Activity	January	February	March	April
1.1 Core and essential NFIs	180,377	295,978	462,701	520,451
1.2 Seasonal and supplementary NFIs	608,198	482,732	303,166	148,813
1.3 Emergency shelter	66,257	42,177	108,598	46,664
1.4 Collective centres and transitional shelters	6,109	13,986	1,967	1,782
2.1 Sustainably repair/rehabilitate housing	62,431	73,750	61,922	6,842

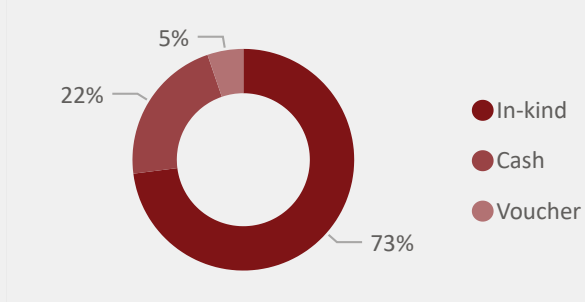
Reporting month

Month	Download
January	<a href="#">Download</a>
February	<a href="#">Download</a>
March	<a href="#">Download</a>
April	<a href="#">Download</a>

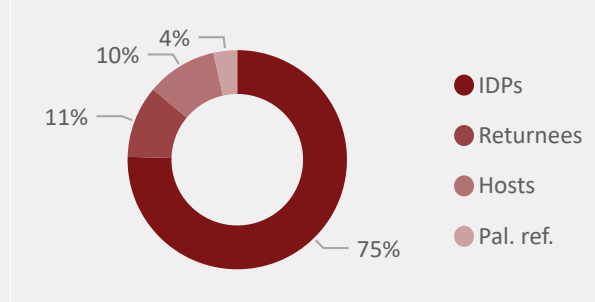
Individuals reached, by response type



Individuals reached, by modality



Individuals reached, by population type



Last updated

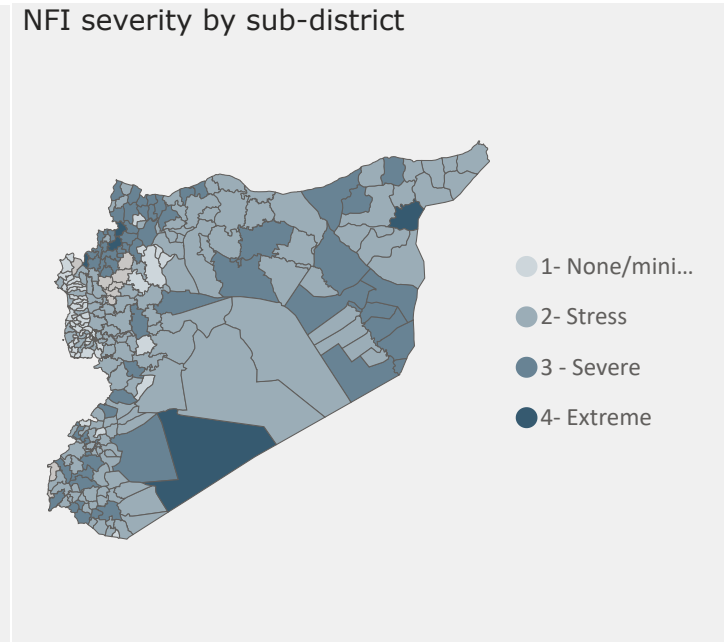
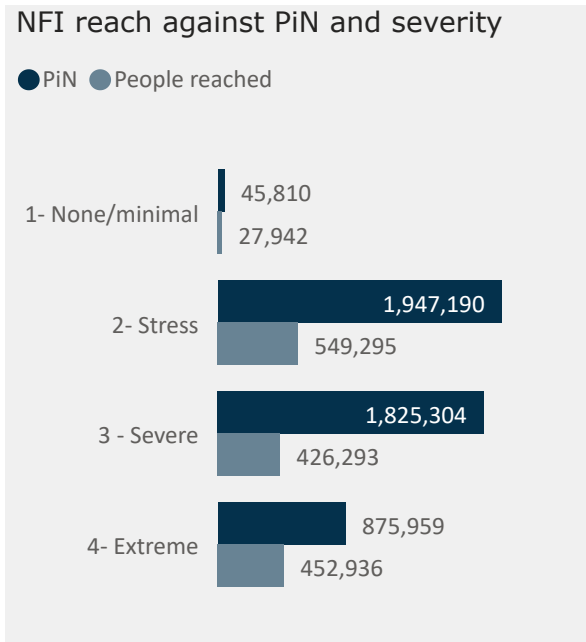
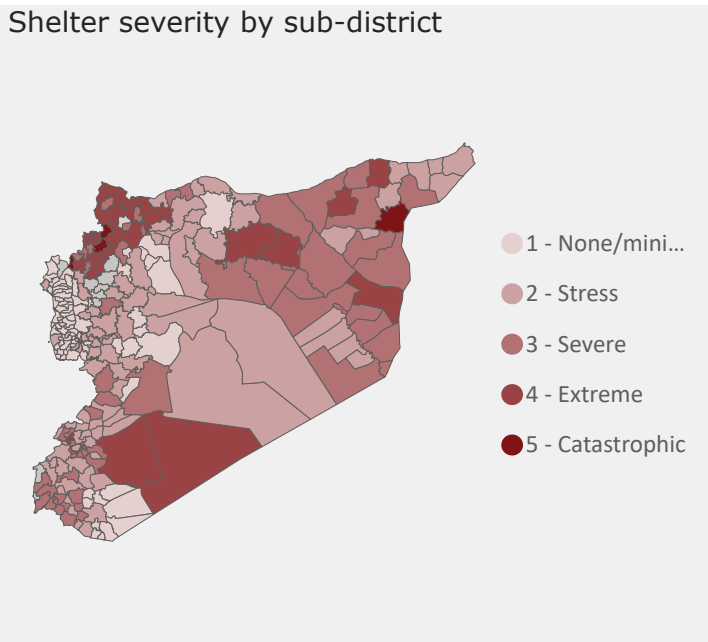
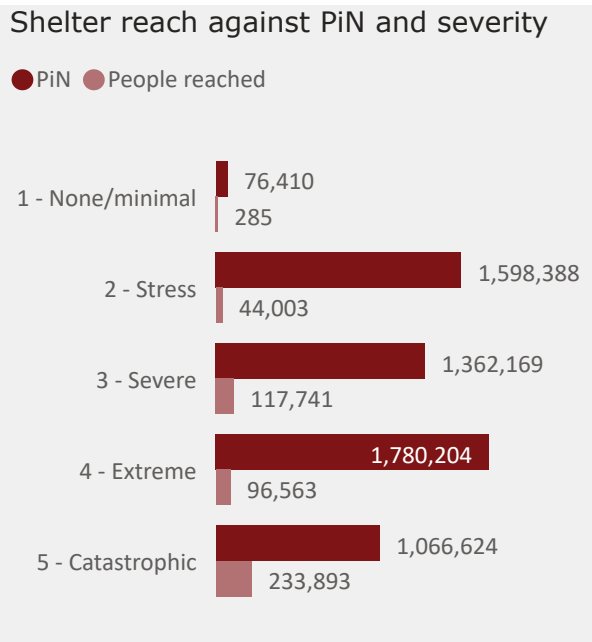
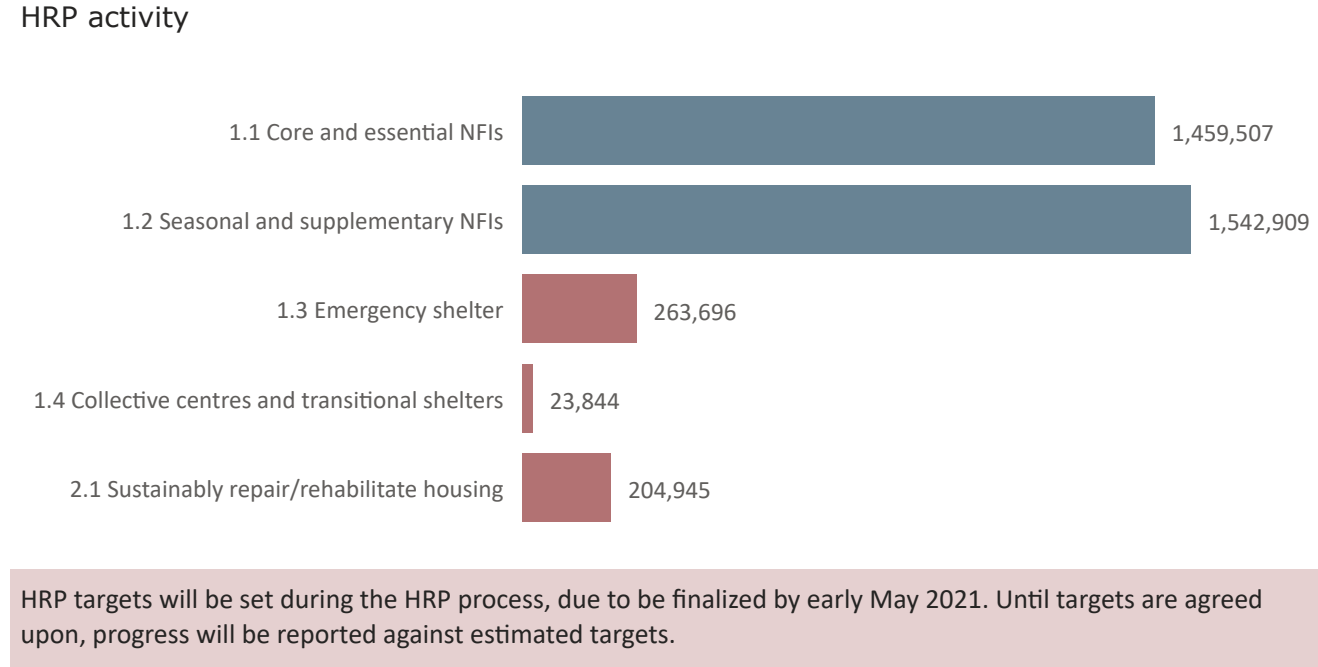
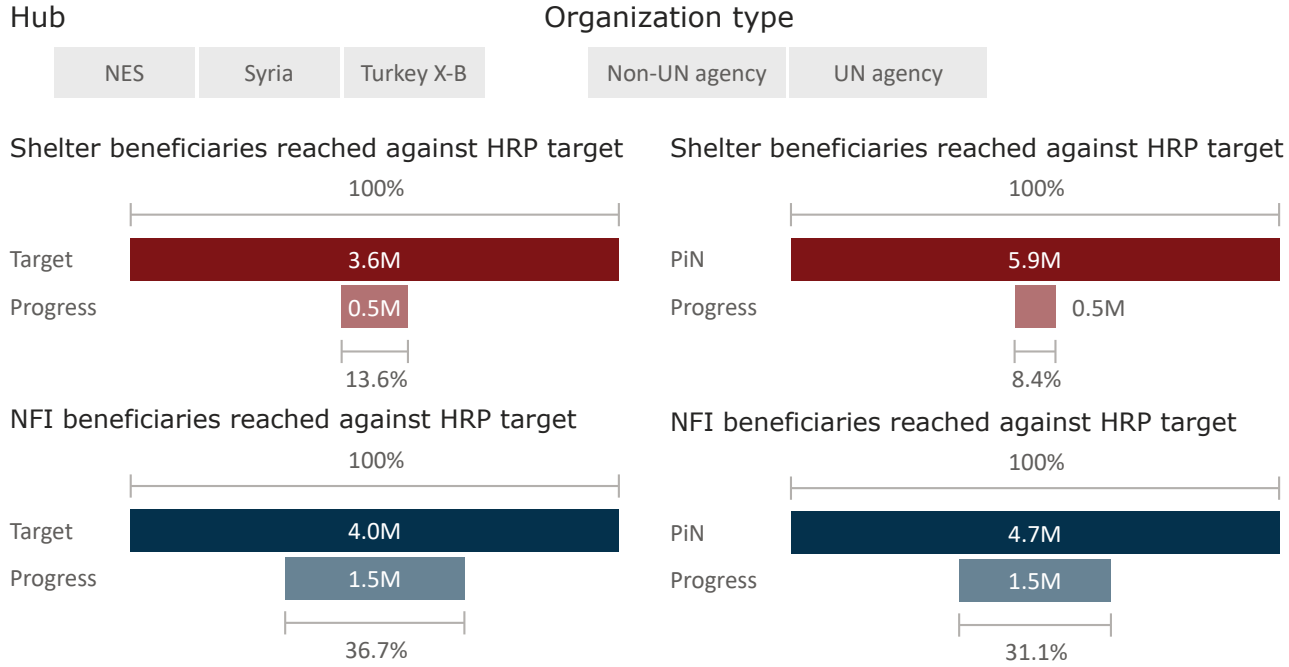
24 May 2021

# Whole of Syria Shelter and NFI Sectors Responses 2021

## Humanitarian use only

### HRP 2021 Progress

As of April 2021



Hub

- NES
- Syria
- Turkey X-B

Organization type

- Non-UN agency
- UN agency

Reporting month

- All

Governorate

- All

District

- All

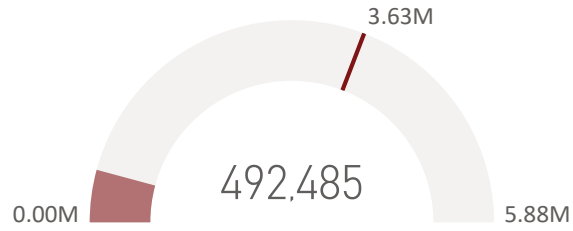
Sub-district

- All

Community

- All

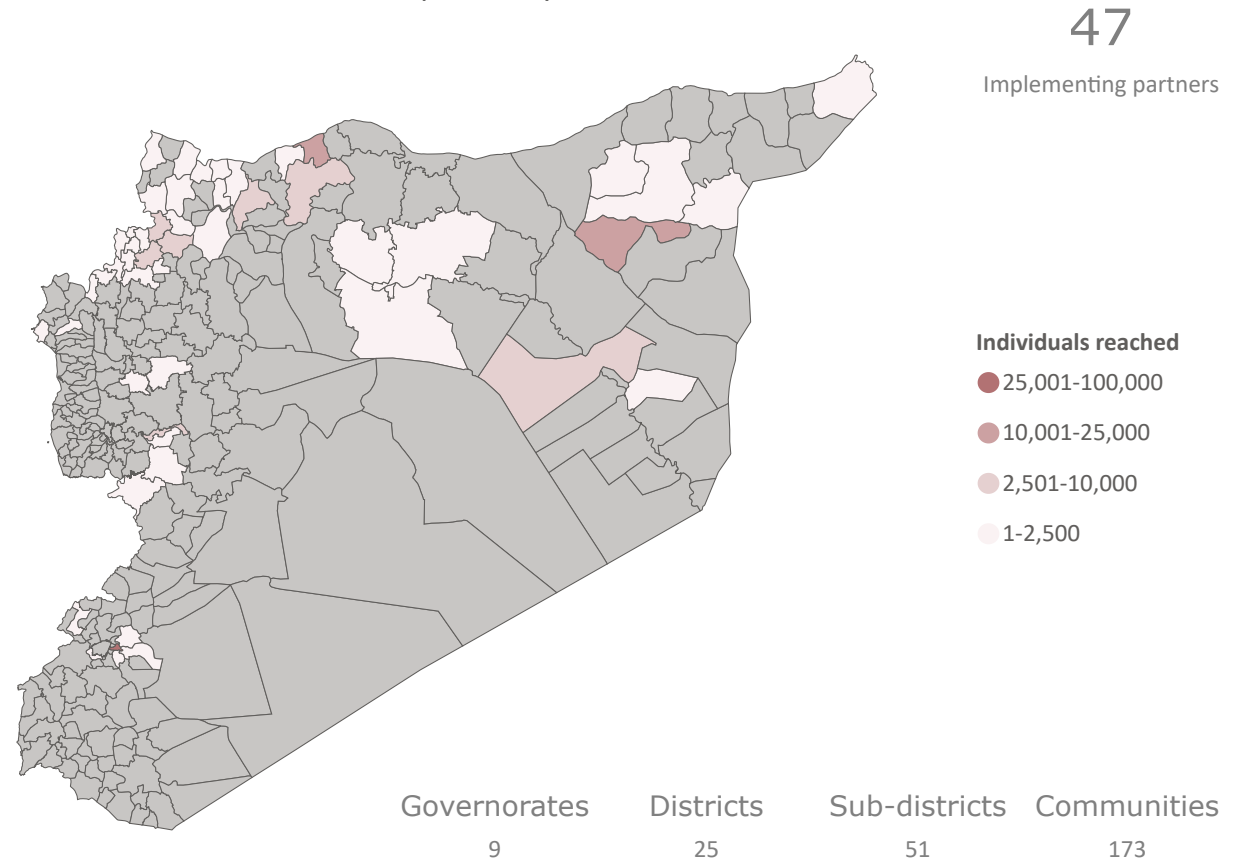
Individuals reached vs target vs PiN



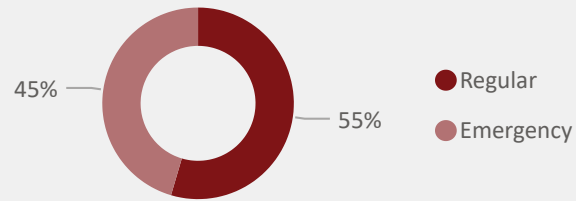
Shelter response

50,272 No of units achieved	4,002 Shelters not occupied
278 Full shelter kits	684 Half shelter kits
20,190 Tents	1,292 HH received cash

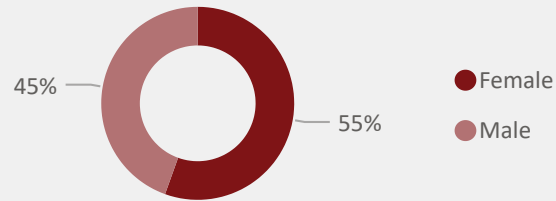
Individuals reached with shelter response, by sub-district



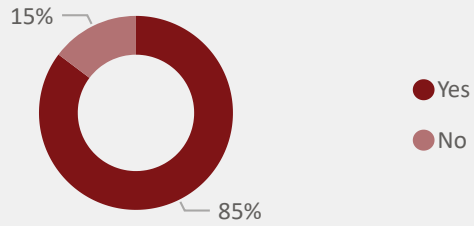
Individuals reached, by response type



Individuals reached, by sex



Presence of female staff during distribution



Privacy for females during intervention

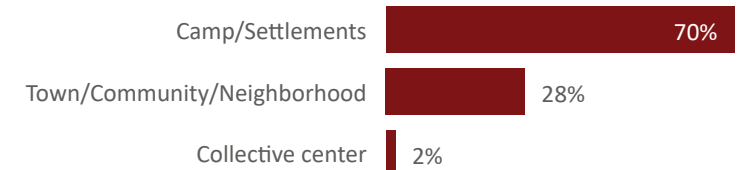


Number of construction workers employed, by shelter activity and month\*

Activity	January	February	March	April
1.3 Emergency shelter	513	256	3,747	1,159
1.4 Collective centres and transitional shelters	181	214	159	145
2.1 Sustainably repair/rehabilitate housing	168	237	135	40

\*Includes all individuals employed through shelter activities that are not NGO or UN agency staff.

Individuals reached, by location type



Hub

Organization type

- NES
- Syria
- Turkey X-B

- Non-UN agency
- UN agency

Reporting month

Governorate

District

Sub-district

Community

March

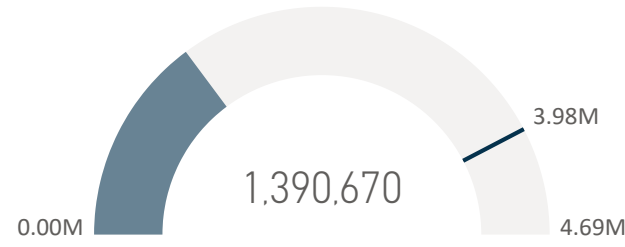
All

All

All

All

Individuals reached vs target vs PiN

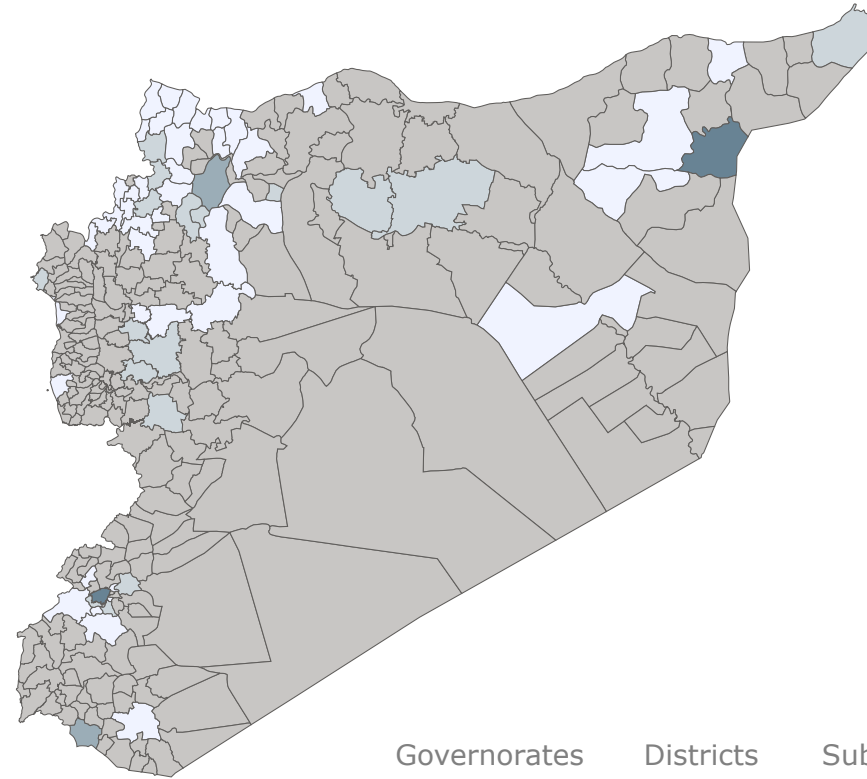


### Core NFI

Core NFIs vary between the three hubs but usually include blankets, mattresses, plastic sheeting, kitchen sets, water jerry cans and solar lamps.

Please see the [Technical Guidance Note on Shelter and NFI kits \(Turkey X-B\)](#) as an example.

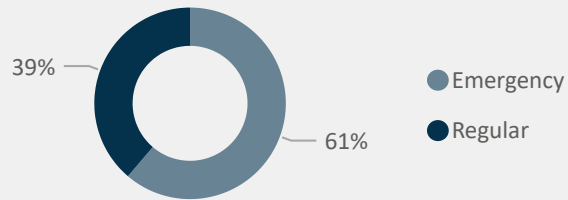
Individuals reached with core NFIs, by sub-district



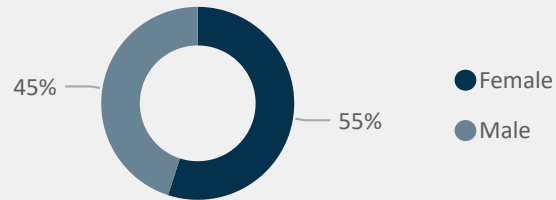
34

Implementing partners

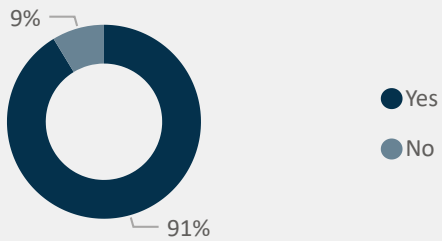
Individuals reached, by response type



Individuals reached, by sex



Presence of female staff during distribution



Separate lines during distribution

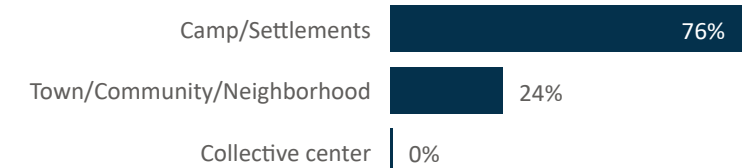


Number of NFI kits distributed, by month

Selected NFI kits	January	February	March	April
Elderly kits	0	0	0	0
Hygiene kits	6,160	33,253	11,544	2,511
Kitchen sets	5,442	11,868	24,996	11,353
New arrival kits	0	39	6	2
NFI kits	9,349	8,868	22,944	5,644

Governorates: 13 | Districts: 30 | Sub-districts: 63 | Communities: 174

Individuals reached, by location type



Hub

- NES
- Syria
- Turkey X-B

Organization type

- Non-UN agency
- UN agency

Reporting month

All

Governorate

All

District

All

Sub-district

All

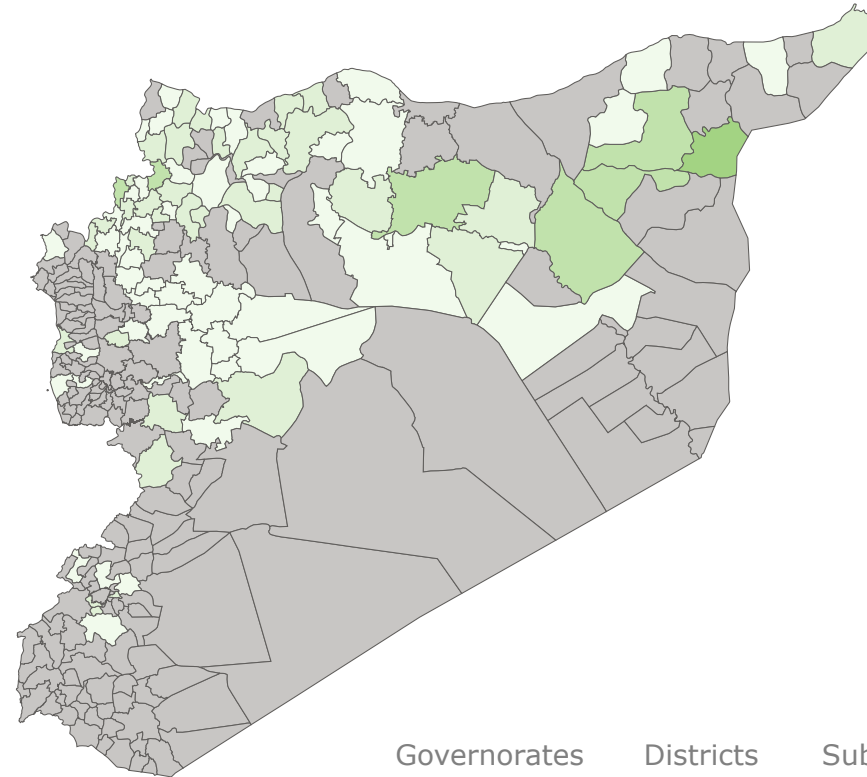
Community

All

Individuals reached with seasonal response, by sub-district

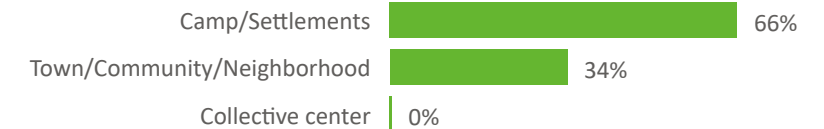
59

Implementing partners



Governorates: 10  
 Districts: 37  
 Sub-districts: 93  
 Communities: 418

Individuals reached, by location type

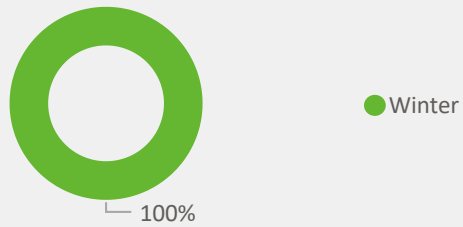


1,518,253

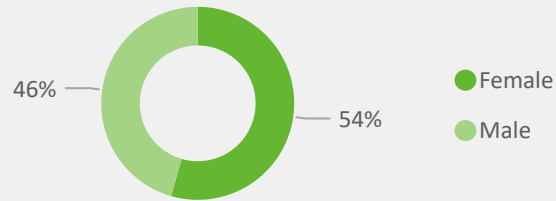
Winter NFI (Ind)

Summer NFI (Ind)

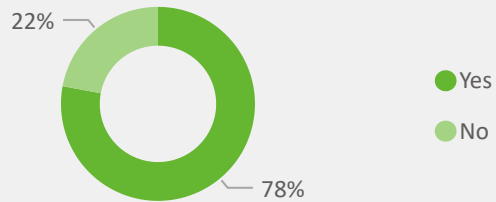
Individuals reached, by response type



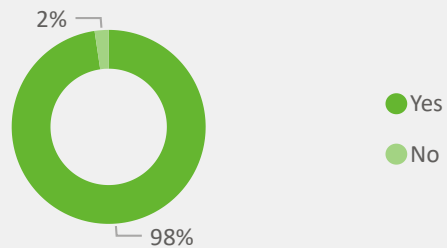
Individuals reached, by sex



Presence of female staff during distribution



Separate lines during distribution



Number of seasonal NFI kits distributed, by month

Seasonal NFI kits	January	February	March	April
Summer kits	0	0	0	0
Winter clothing kits	24,834	63,501	46,391	20,808
Winter NFI kits	418	479	876	0