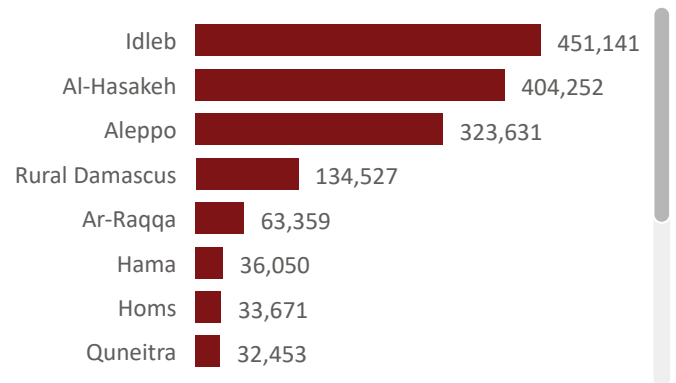
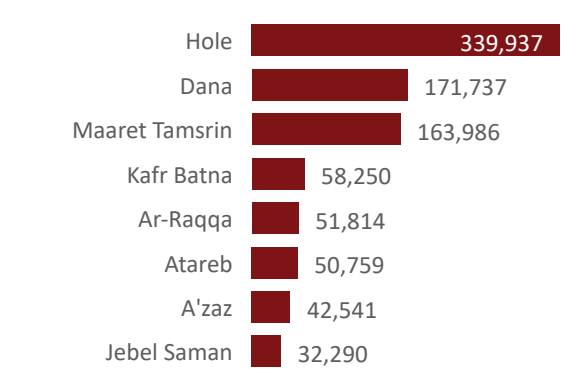


Sector: NFI Shelter | Hub: NES Syria Turkey X-B | Organization type: Non-UN agency UN agency | Governorate: All | District: All | Sub-district: All | Community: All

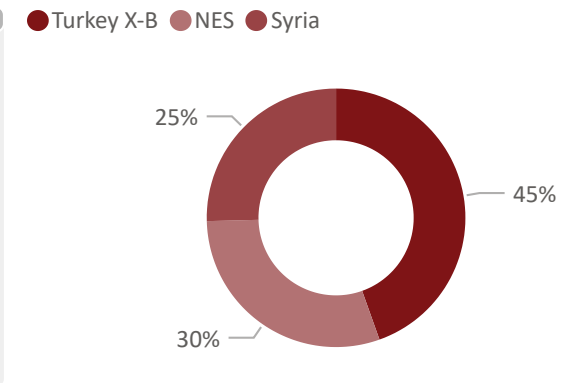
Individuals reached, by governorate



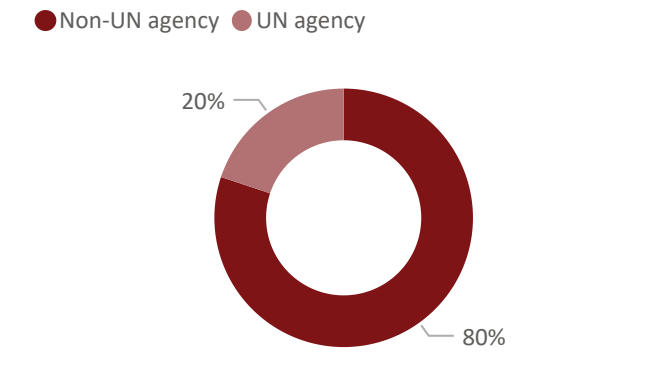
Individuals reached, by sub-district



Individuals reached, by hub



Individuals reached, by organization type



Individuals and HH reached
(Core and seasonal NFI reach may include non-unique individuals)

511,477
Shelter (Ind)

1,309,906 **341,876**
Core NFI (Ind) Total HH reached

1,524,132 **62,571**
Winter NFI (Ind) Total FHH reached

29,859
Summer NFI (Ind) Total PWD reached

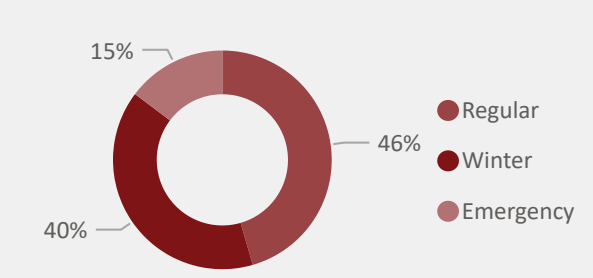
Individuals reached, by activity and month

Activity	January	February	March	April	May
1.1 Core and essential NFIs	180,494	287,420	311,437	280,037	250,518
1.2 Seasonal and supplementary NFIs	628,438	482,732	446,355	389,227	65,475
1.3 Emergency shelter	66,257	42,177	108,598	46,664	12,963
1.4 Collective centres and transitional shelters	6,109	13,986	1,967	1,782	2,938
2.1 Sustainably repair/rehabilitate housing	62,719	73,325	61,712	6,408	3,872

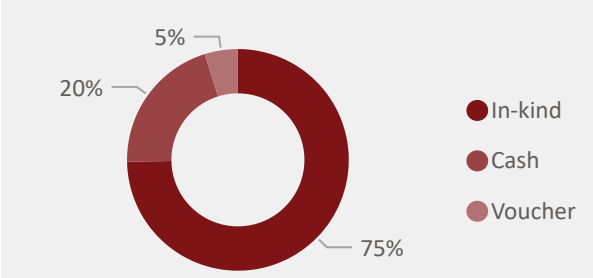
Reporting month

Month	Download
January	Download
February	Download
March	Download
April	Download
May	Download

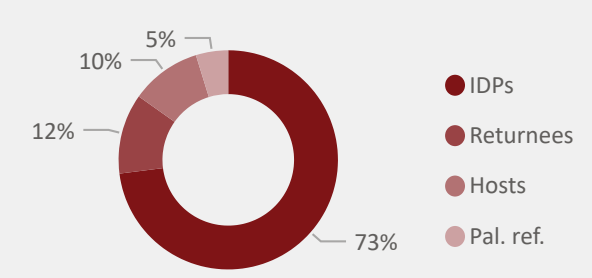
Individuals reached, by response type



Individuals reached, by modality



Individuals reached, by population type



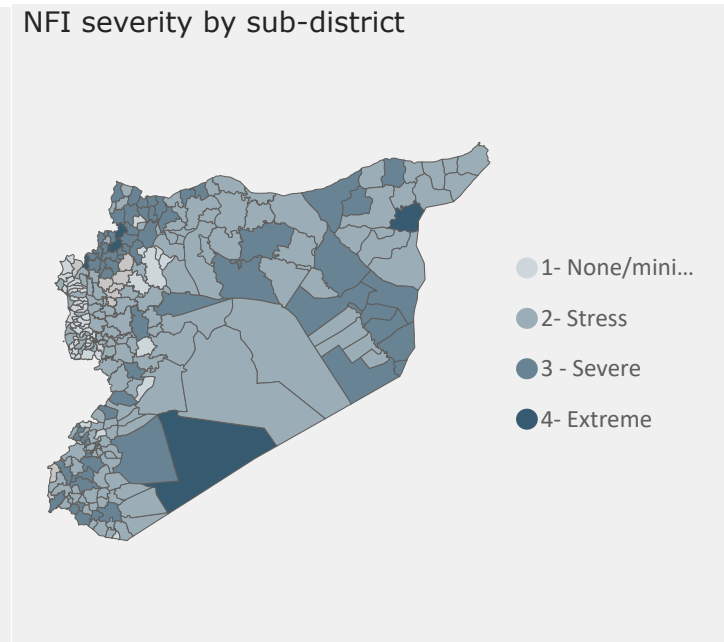
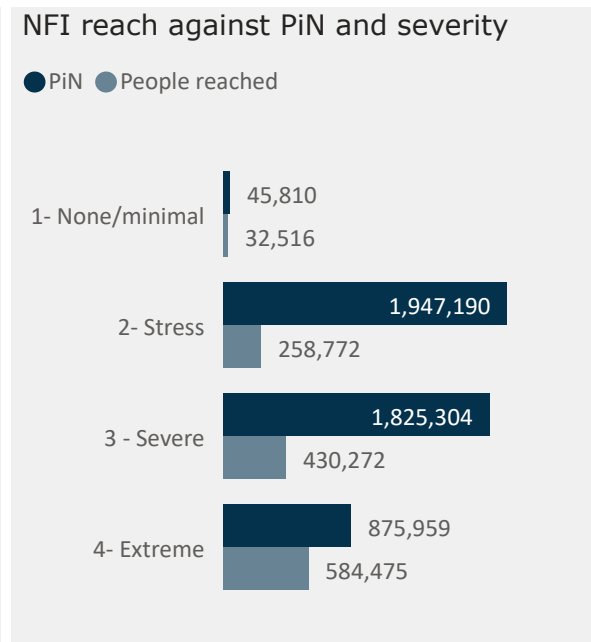
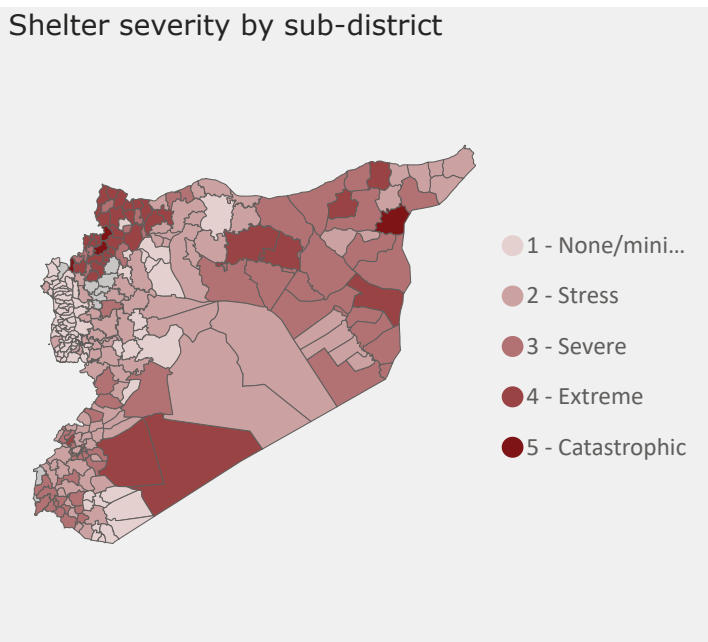
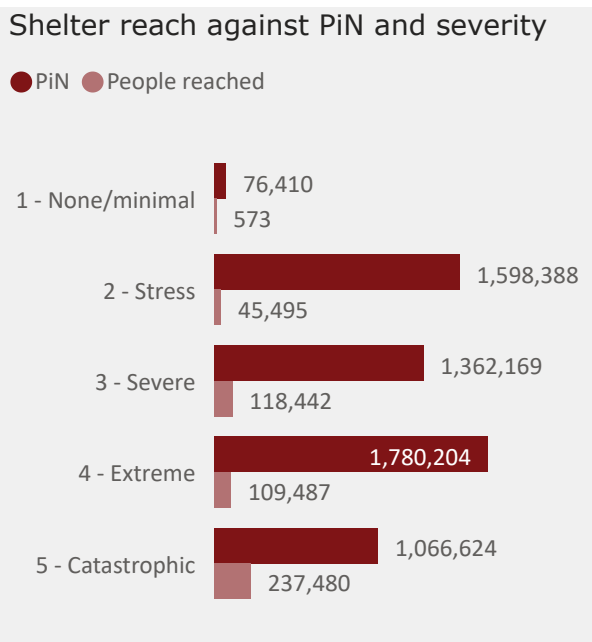
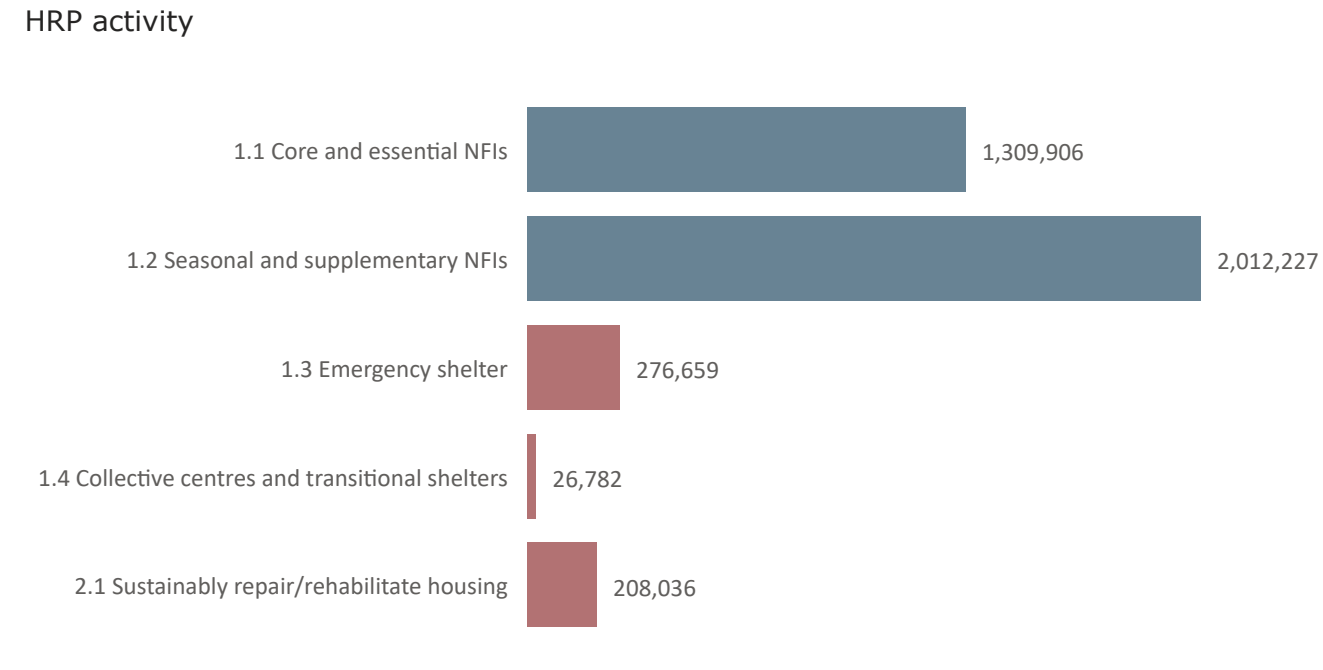
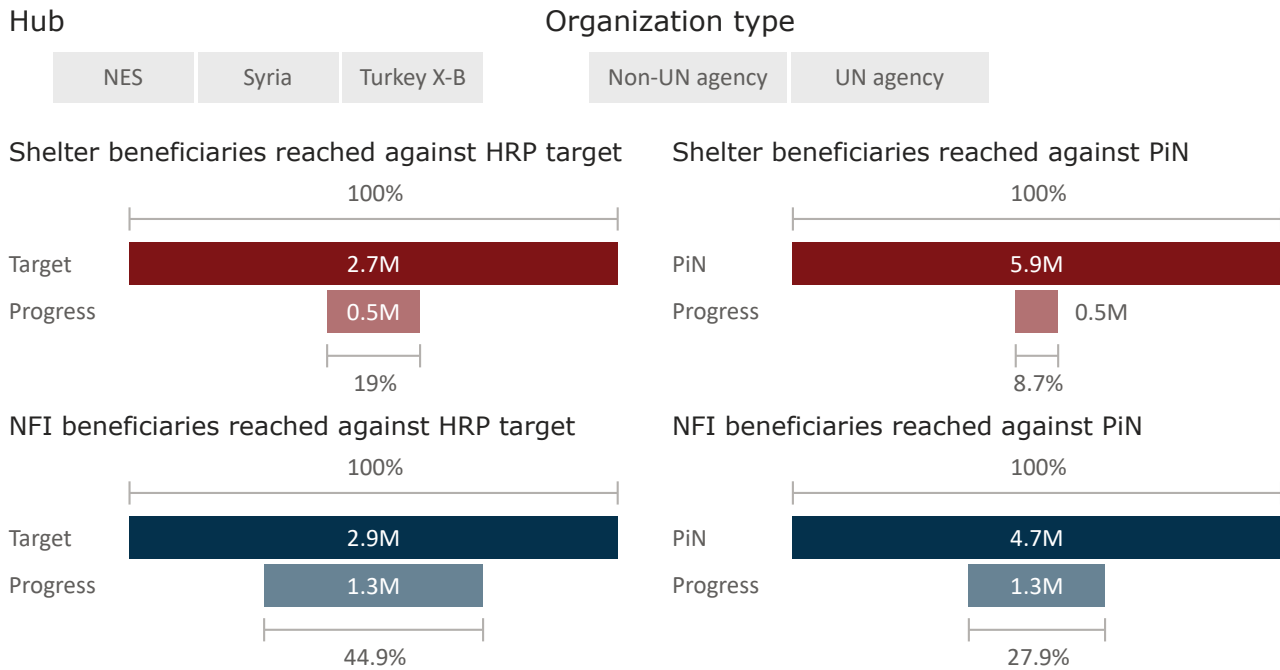
Last updated
24 June 2021

Whole of Syria Shelter and NFI Sectors Responses 2021

Humanitarian use only

HRP 2021 Progress

As of May 2021



Hub

- NES
- Syria
- Turkey X-B

Organization type

- Non-UN agency
- UN agency

Reporting month

- All

Governorate

- All

District

- All

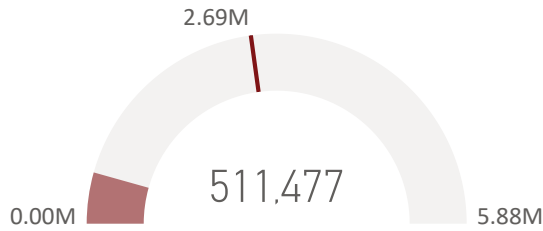
Sub-district

- All

Community

- All

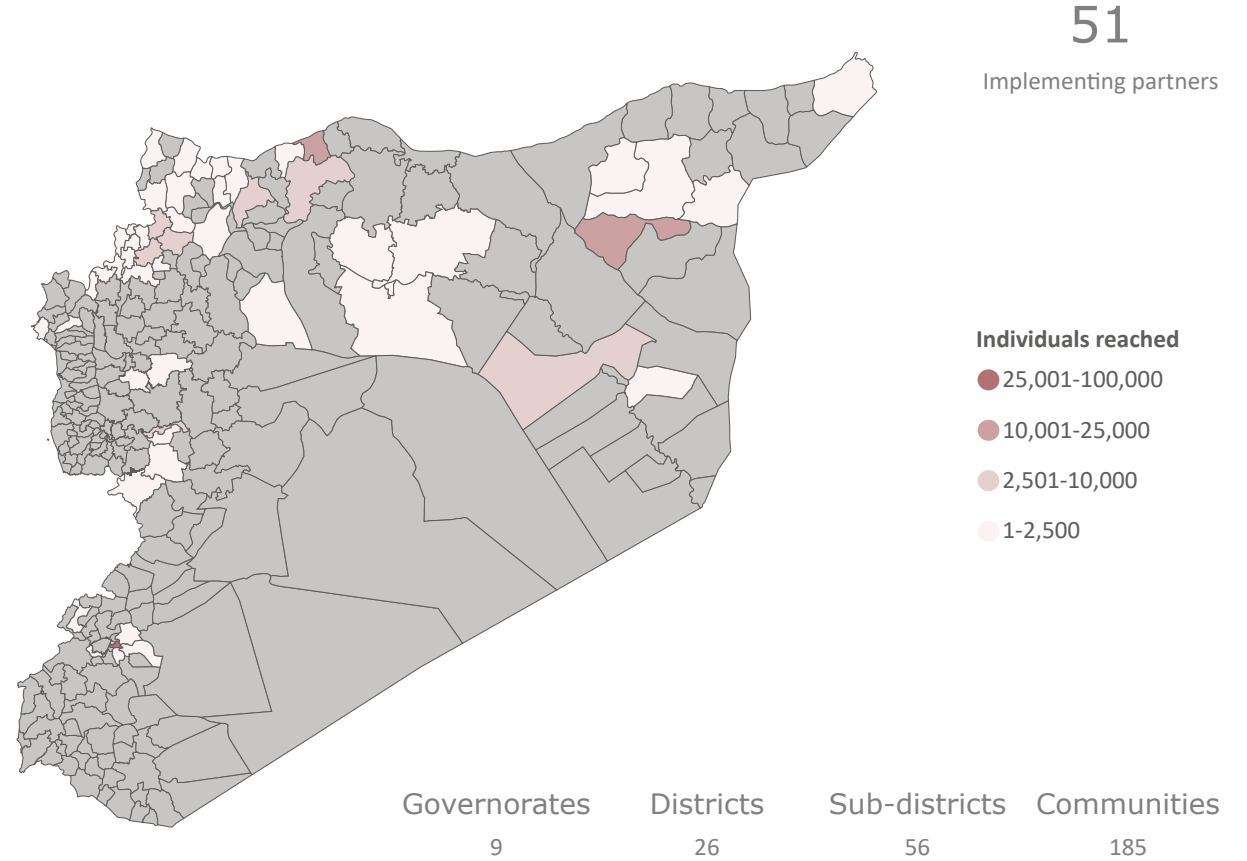
Individuals reached vs target vs PiN



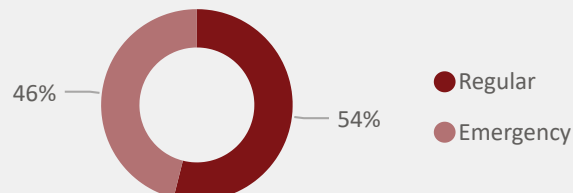
Shelter response

53,108 No of units achieved	3,965 Shelters not occupied
278 Full shelter kits	691 Half shelter kits
22,251 Tents	1,670 HH received cash

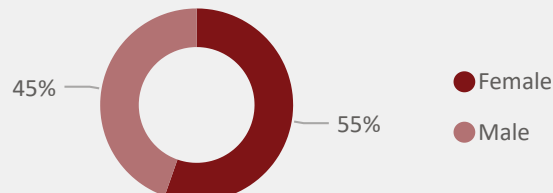
Individuals reached with shelter response, by sub-district



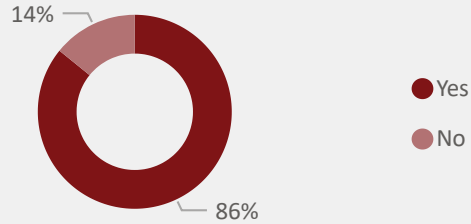
Individuals reached, by response type



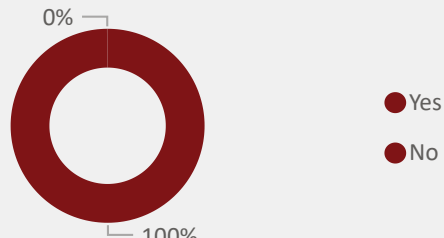
Individuals reached, by sex



Presence of female staff during distribution



Privacy for females during intervention

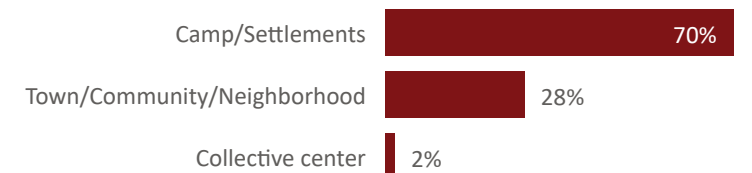


Number of construction workers employed, by shelter activity and month*

Activity	January	February	March	April	May	Total
1.3 Emergency shelter	513	256	3,747	1,159	621	6,296
1.4 Collective centres and transitional shelters	181	214	159	145	5	704
2.1 Sustainably repair/rehabilitate housing	168	237	135	40	115	695
Total	862	707	4,041	1,344	741	7,695

*Includes all individuals employed through shelter activities that are not NGO or UN agency staff.

Individuals reached, by location type



Hub

- NES
- Syria
- Turkey X-B

Organization type

- Non-UN agency
- UN agency

Reporting month

- March

Governorate

- All

District

- All

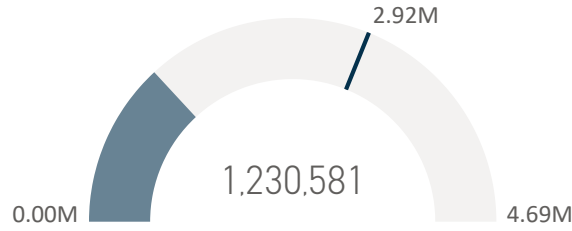
Sub-district

- All

Community

- All

Individuals reached vs target vs PiN

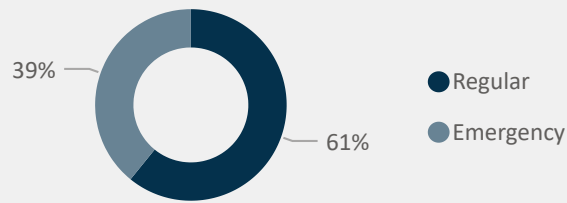


Core NFI

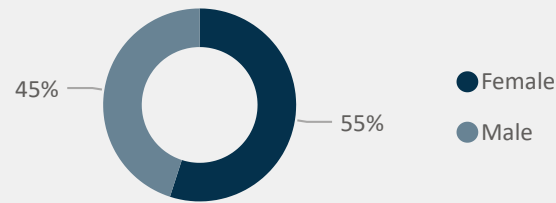
Core NFIs vary between the three hubs but usually include blankets, mattresses, plastic sheeting, kitchen sets, water jerry cans and solar lamps.

Please see the [Technical Guidance Note on Shelter and NFI kits \(Turkey X-B\)](#) as an example.

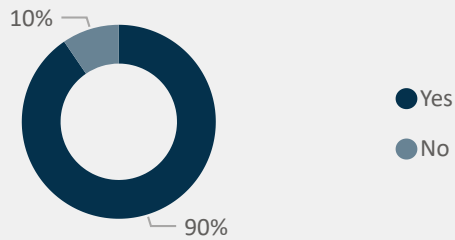
Individuals reached, by response type



Individuals reached, by sex



Presence of female staff during distribution



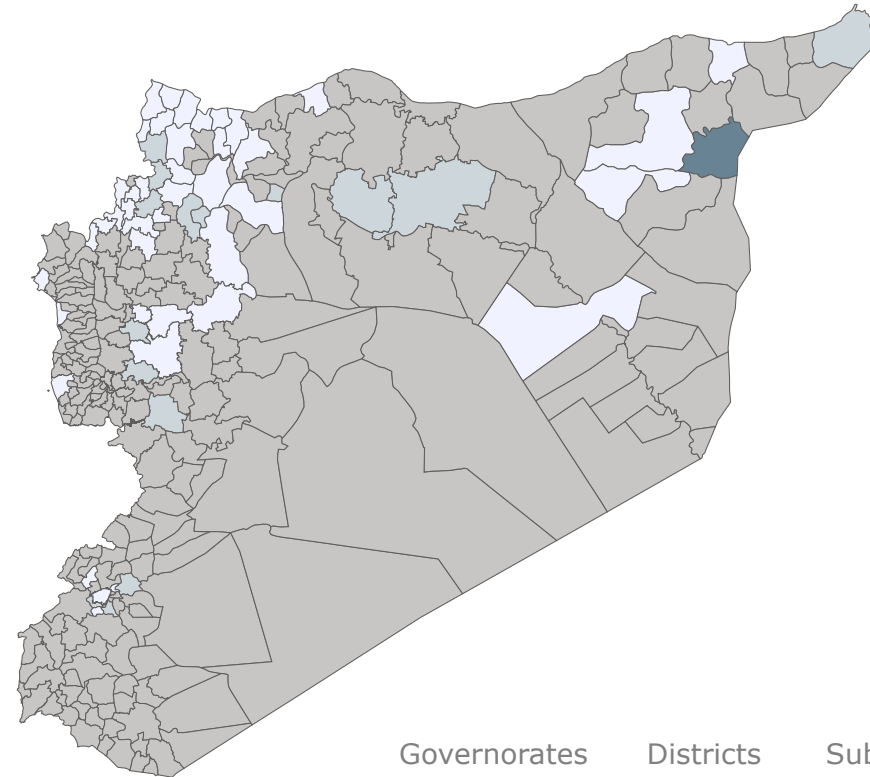
Separate lines during distribution



Number of NFI kits distributed, by month

Selected NFI kits	January	February	March	April	May
Elderly kits	0	0	0	0	0
Hygiene kits	12,109	33,253	11,544	2,511	2,728
Kitchen sets	5,470	11,868	24,996	11,353	10,357
New arrival kits	0	39	6	2	32
NFI kits	9,349	8,868	22,944	5,644	8,102

Individuals reached with core NFIs, by sub-district

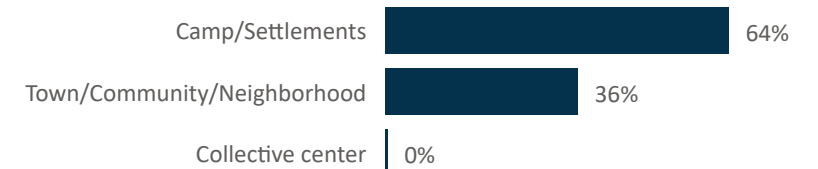


33

Implementing partners

Governorates	Districts	Sub-districts	Communities
11	27	58	165

Individuals reached, by location type



Hub

NES Syria Turkey X-B

Organization type

Non-UN agency UN agency

Reporting month

All

Governorate

All

District

All

Sub-district

All

Community

All

1,524,132

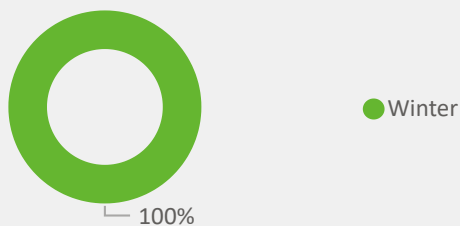
Winter NFI (Ind)

Summer NFI (Ind)

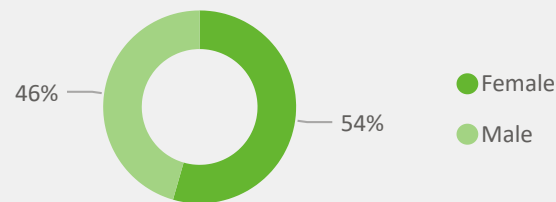
59

Implementing partners

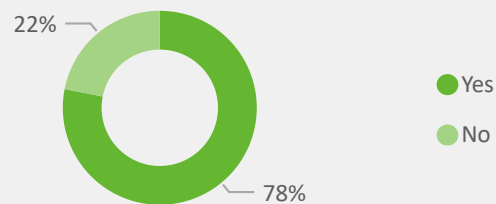
Individuals reached, by response type



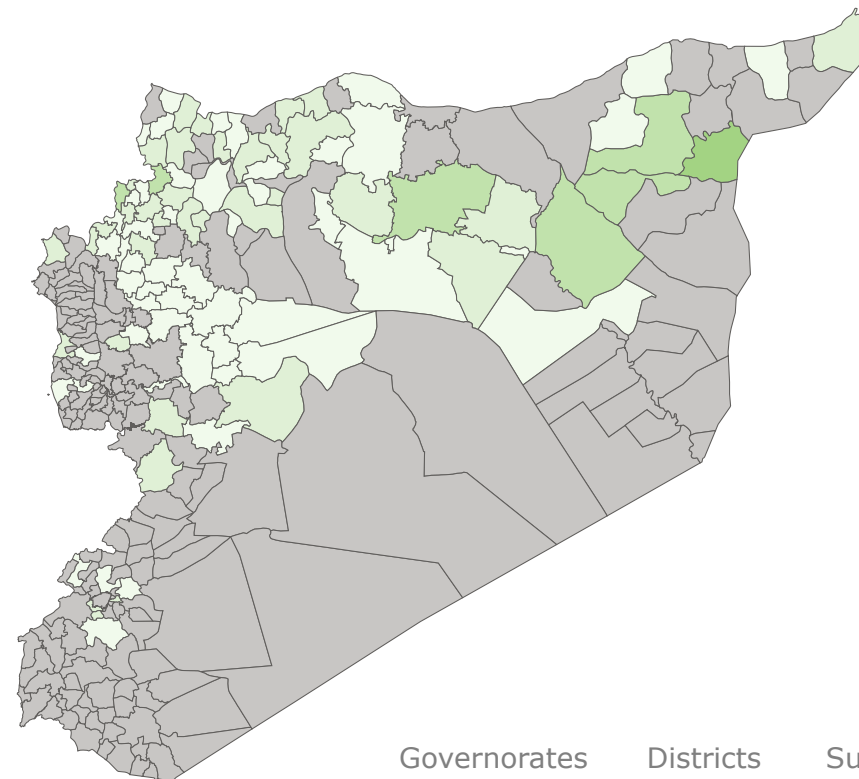
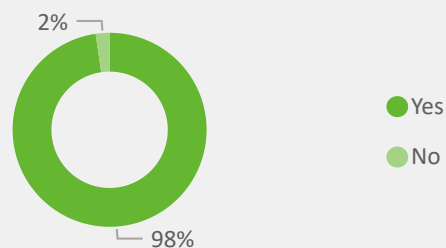
Individuals reached, by sex



Presence of female staff during distribution

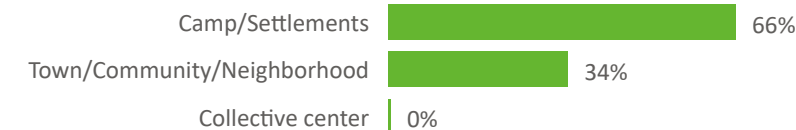


Separate lines during distribution



Governorates: 10
Districts: 37
Sub-districts: 94
Communities: 422

Individuals reached, by location type



Number of seasonal NFI kits distributed, by month

Seasonal NFI kits	January	February	March	April	May
Summer kits	0	0	0	0	0
Winter clothing kits	24,834	63,501	46,391	20,808	990
Winter NFI kits	418	479	876	0	0