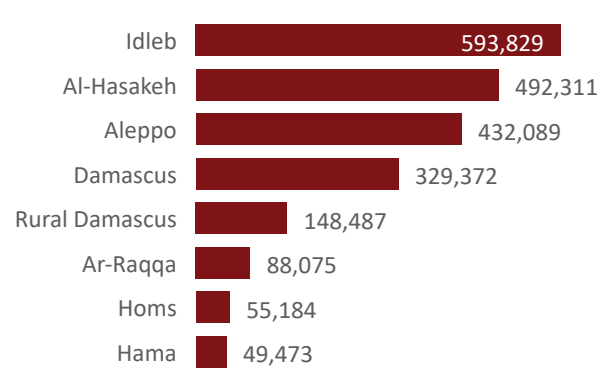
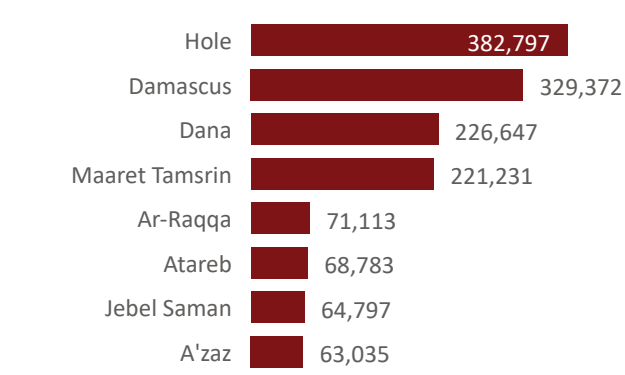


Sector: NFI Shelter | Hub: NES Syria Turkey X-B | Organization type: Non-UN agency UN agency | Governorate: All | District: All | Sub-district: All | Community: All

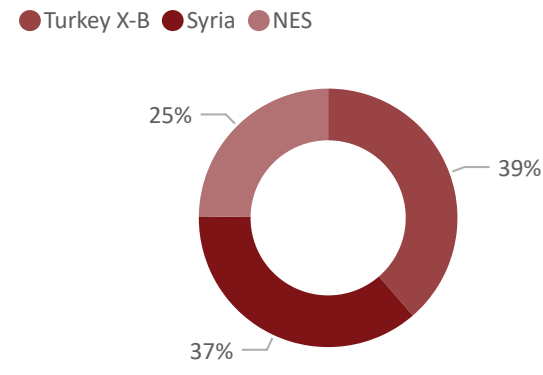
Individuals reached, by governorate



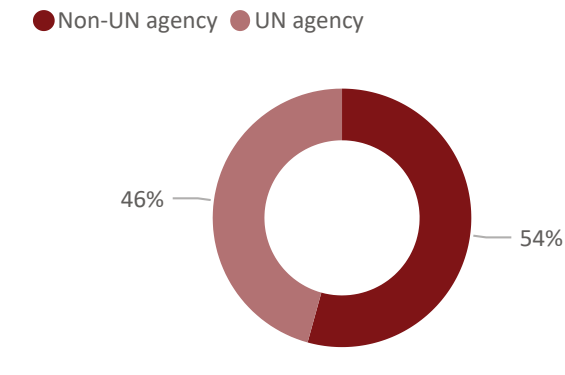
Individuals reached, by sub-district



Individuals reached, by hub



Individuals reached, by organization type



**Individuals and HH reached**  
(Core and seasonal NFI reach may include non-unique individuals)

**614,673**  
Shelter (Ind)

**1,965,776**   **514,311**  
Core NFI (Ind)   Total HH reached

**1,524,132**   **72,987**  
Winter NFI (Ind)   Total FHH reached

**32,618**  
Summer NFI (Ind)   Total PWD reached

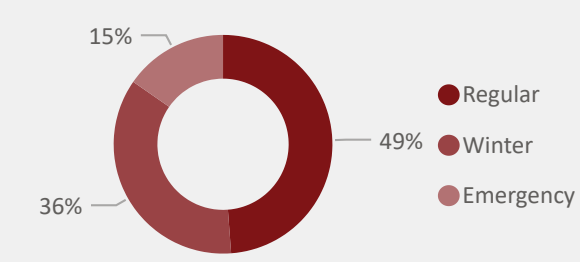
Individuals reached, by activity and month

Activity	January	February	March	April	May	June
1.1 Core and essential NFIs	180,395	287,099	451,442	520,143	271,346	255,351
1.2 Seasonal and supplementary NFIs	628,537	483,053	306,350	138,022	44,647	70,414
1.2 Seasonal shelter assistance						36
1.3 Emergency shelter	66,257	42,177	160,598	46,664	12,963	97,736
1.4 Collective centres and transitional shelters	6,109	13,986	1,967	1,782	2,938	3,333
2.1 Sustainably repair/rehabilitate housing	62,763	73,325	9,712	6,408	3,881	2,074

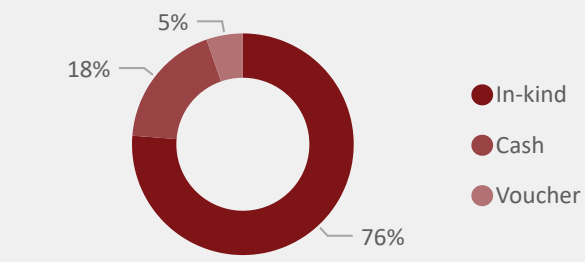
Reporting month

Month	Download
January	<a href="#">Download</a>
February	<a href="#">Download</a>
March	<a href="#">Download</a>
April	<a href="#">Download</a>
May	<a href="#">Download</a>
June	<a href="#">Download</a>

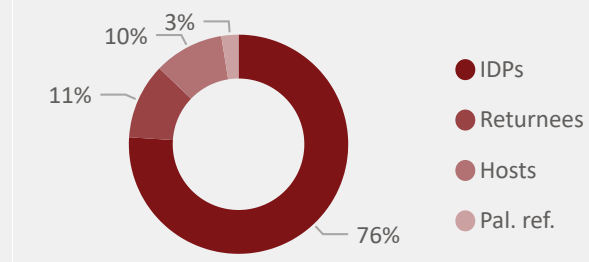
Individuals reached, by response type



Individuals reached, by modality



Individuals reached, by population type

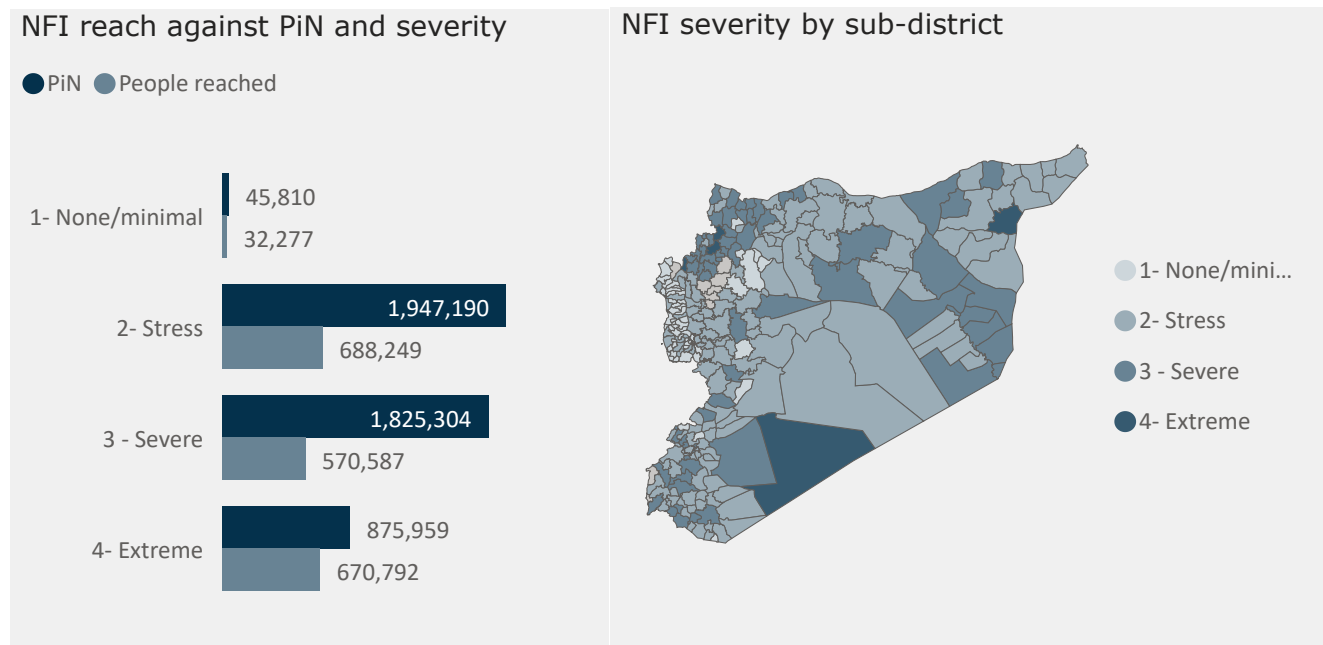
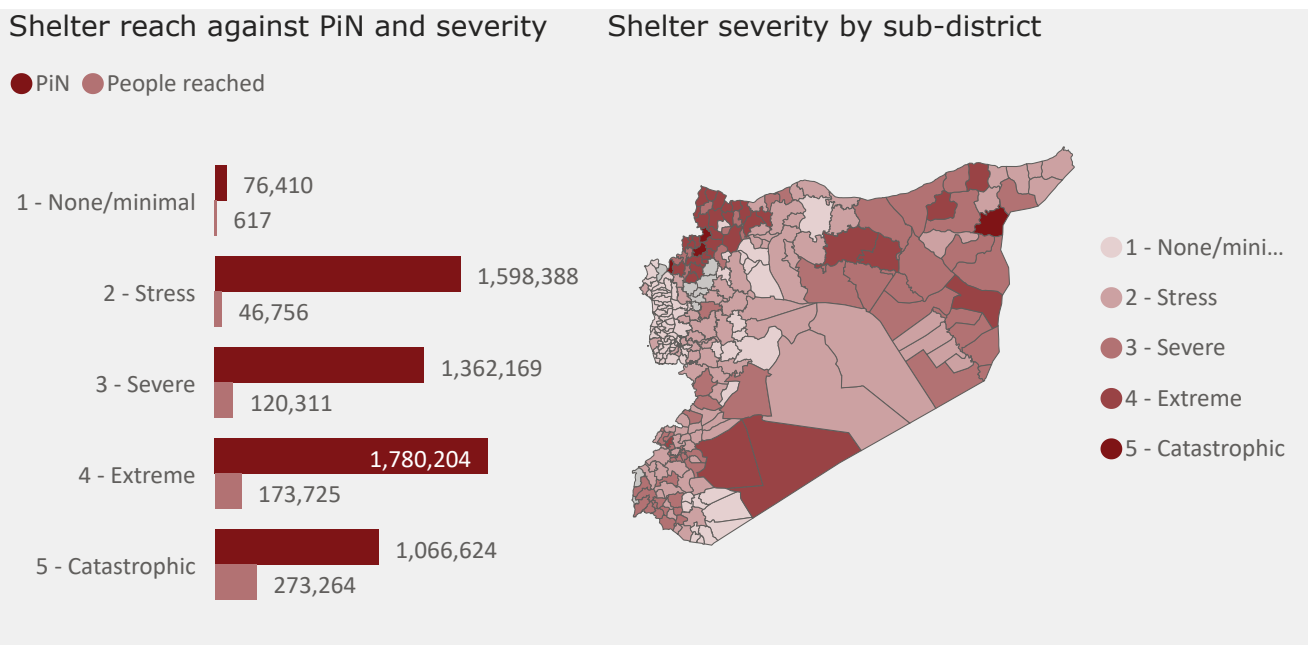
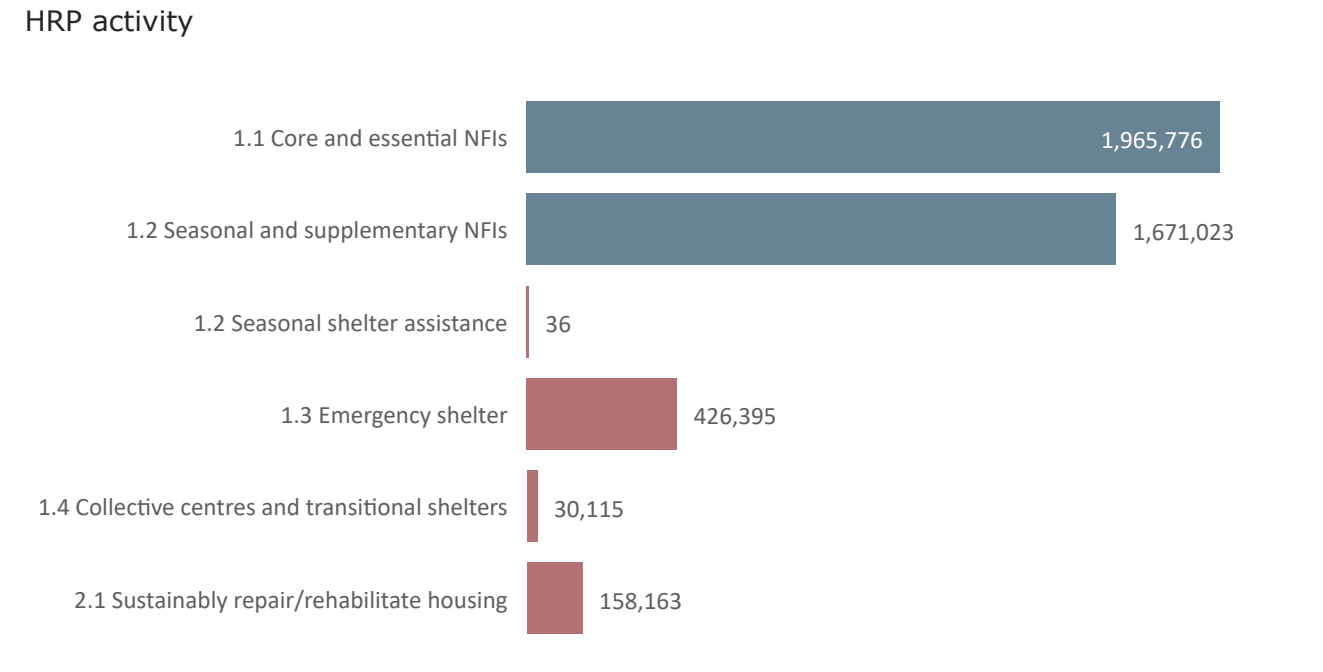
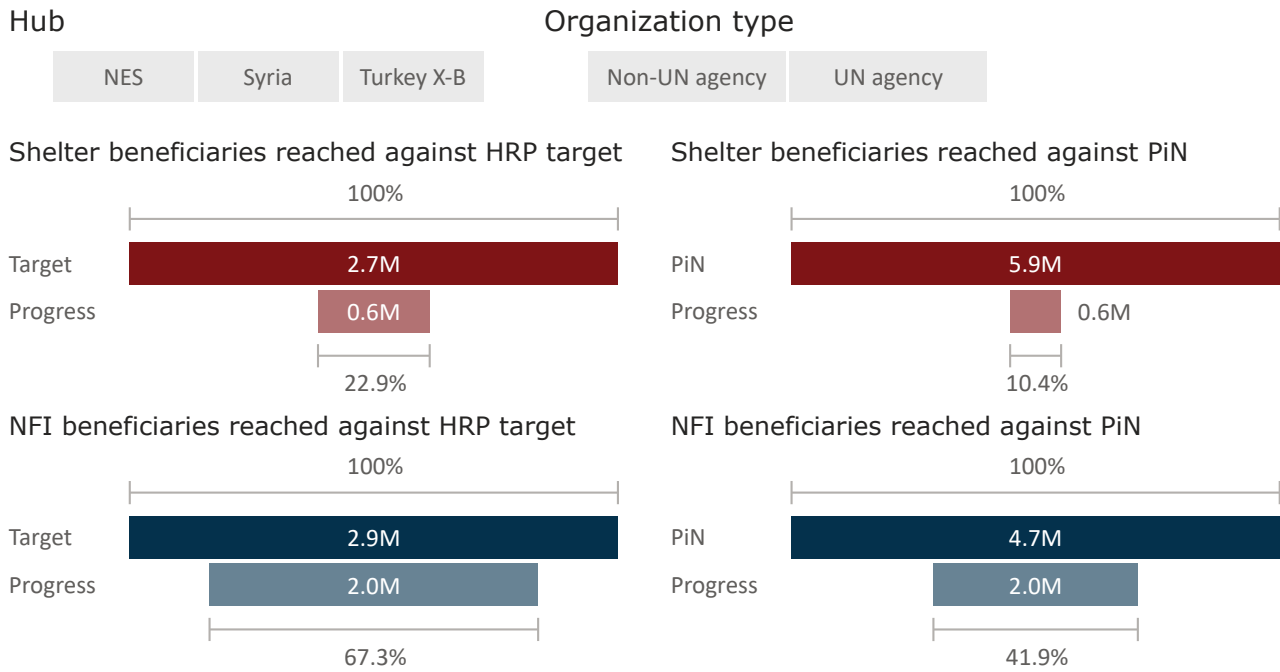


Last updated

4 August 2021

# Whole of Syria Shelter and NFI Sectors Responses 2021

## Humanitarian use only



Hub

- NES
- Syria
- Turkey X-B

Organization type

- Non-UN agency
- UN agency

Reporting month

- All

Governorate

- All

District

- All

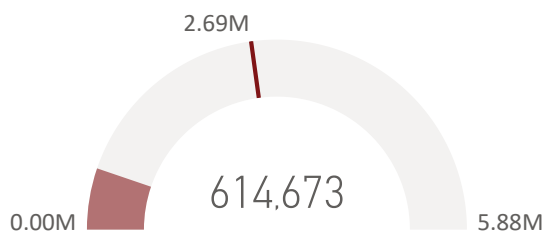
Sub-district

- All

Community

- All

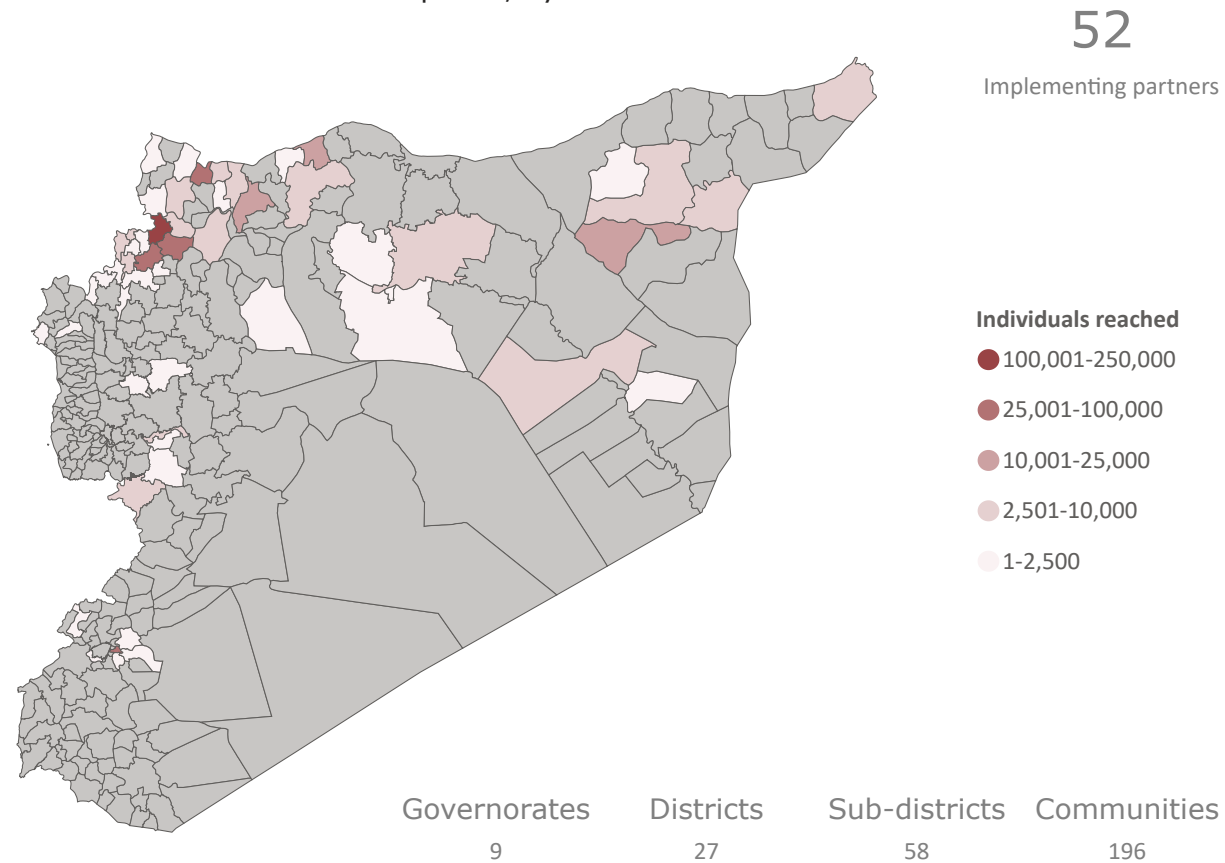
Individuals reached vs target vs PiN



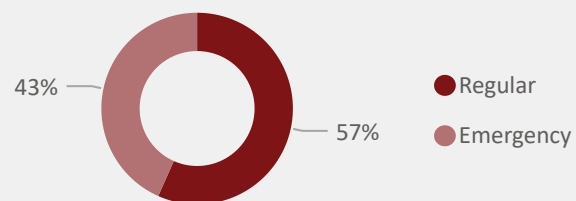
Shelter response

63,008	3,965
No of units achieved	Shelters not occupied
278	699
Full shelter kits	Half shelter kits
31,235	1,818
Tents	HH received cash

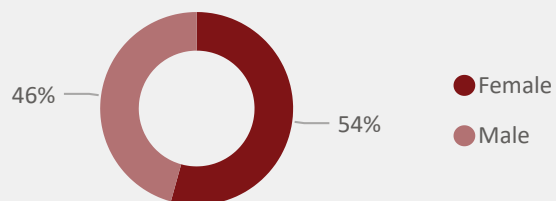
Individuals reached with shelter response, by sub-district



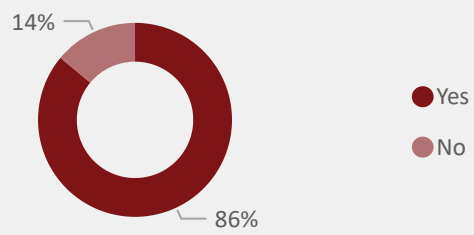
Individuals reached, by response type



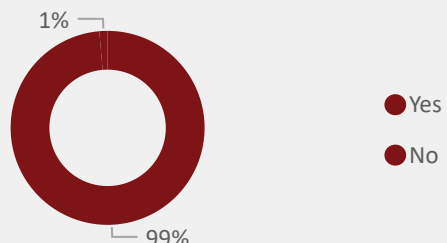
Individuals reached, by sex



Presence of female staff during distribution



Privacy for females during intervention

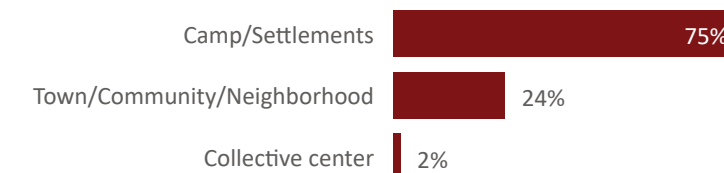


Number of construction workers employed, by shelter activity and month\*

Activity	January	February	March	April	May	June	Total
1.3 Emergency shelter	513	256	3,747	1,159	621	176	6,472
1.4 Collective centres and transitional shelters	181	214	159	145	5	20	724
2.1 Sustainably repair/rehabilitate housing	168	237	135	40	115	170	865
<b>Total</b>	<b>862</b>	<b>707</b>	<b>4,041</b>	<b>1,344</b>	<b>741</b>	<b>366</b>	<b>8,061</b>

\*Includes all individuals employed through shelter activities that are not NGO or UN agency staff.

Individuals reached, by location type



Hub

- NES
- Syria
- Turkey X-B

Organization type

- Non-UN agency
- UN agency

Reporting month

- March

Governorate

- All

District

- All

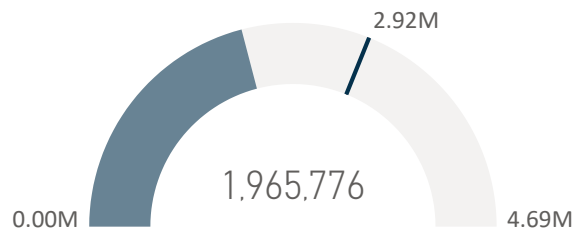
Sub-district

- All

Community

- All

Individuals reached vs target vs PiN

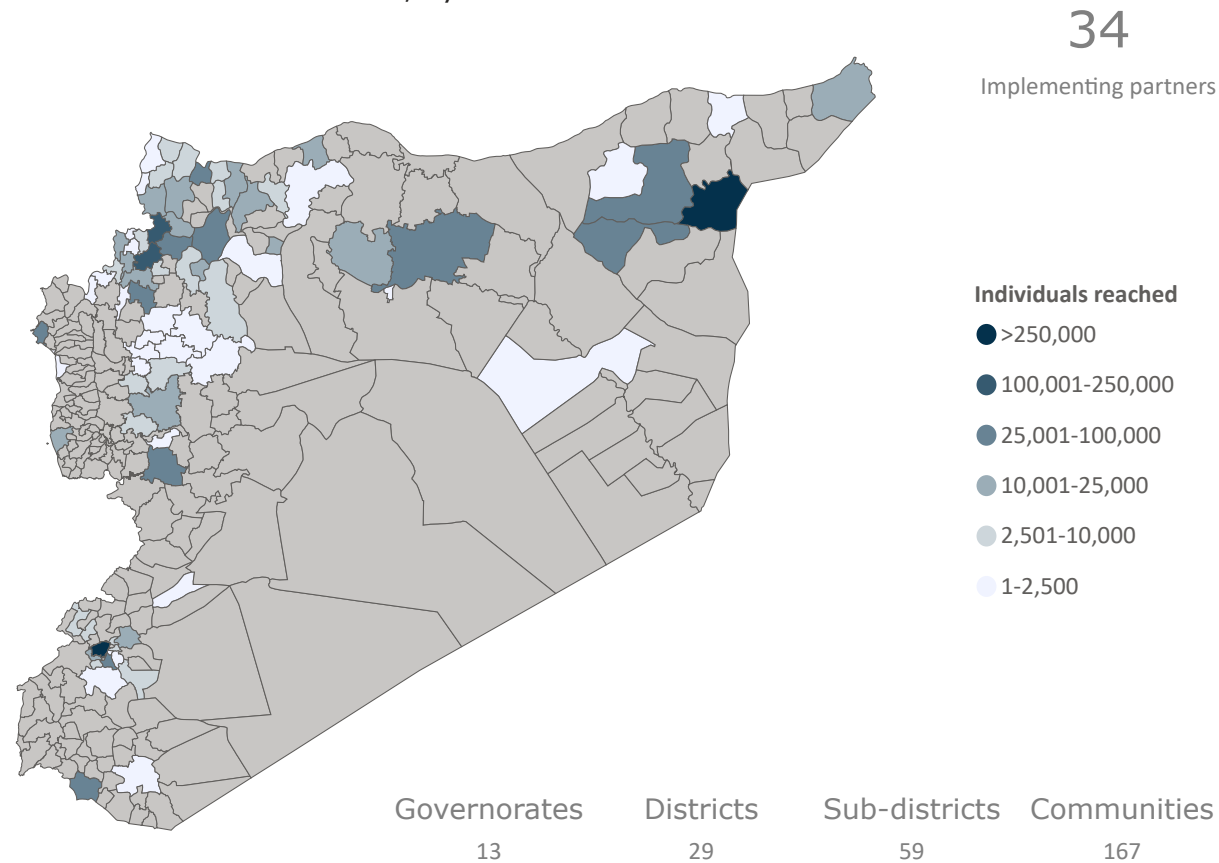


Core NFI

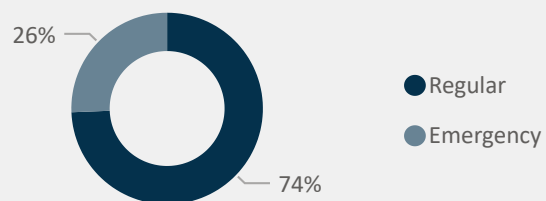
Core NFIs vary between the three hubs but usually include blankets, mattresses, plastic sheeting, kitchen sets, water jerry cans and solar lamps.

Please see the [Technical Guidance Note on Shelter and NFI kits \(Turkey X-B\)](#) as an example.

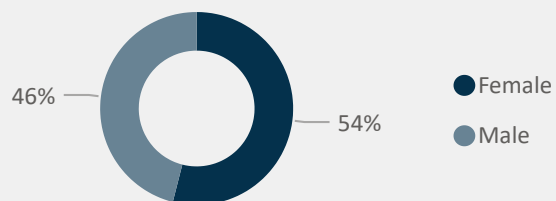
Individuals reached with core NFIs, by sub-district



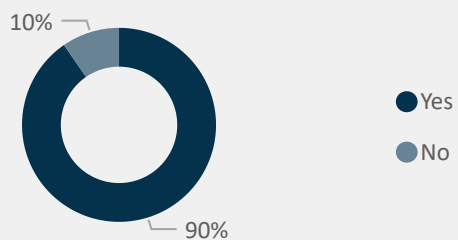
Individuals reached, by response type



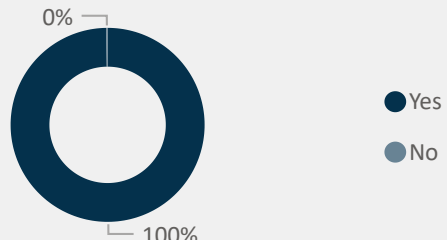
Individuals reached, by sex



Presence of female staff during distribution



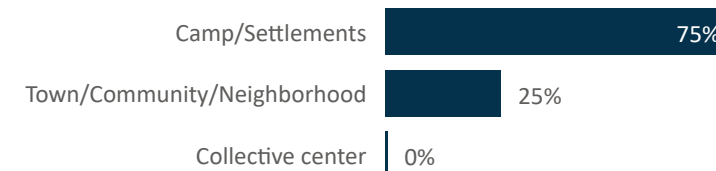
Separate lines during distribution



Number of NFI kits distributed, by month

Selected NFI kits	January	February	March	April	May	June
Elderly kits	0	0	0	0	0	0
Hygiene kits	11,761	18,401	11,168	2,511	2,728	1,083
Kitchen sets	5,470	10,577	24,996	11,353	10,323	14,277
New arrival kits	0	39	6	2	32	56
NFI kits	9,349	8,868	22,944	5,644	8,102	14,525

Individuals reached, by location type



Hub

NES Syria Turkey X-B

Organization type

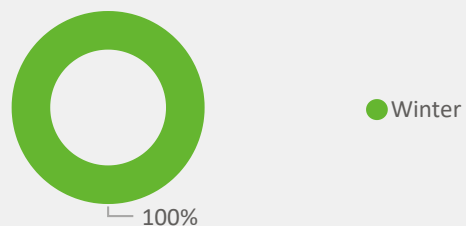
Non-UN agency UN agency

1,524,132

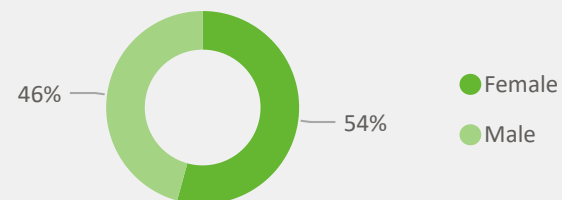
Winter NFI (Ind)

Summer NFI (Ind)

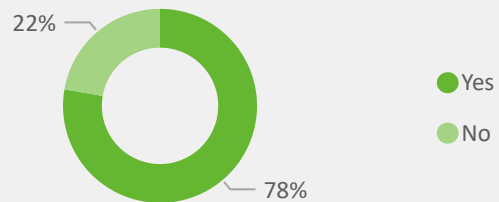
Individuals reached, by response type



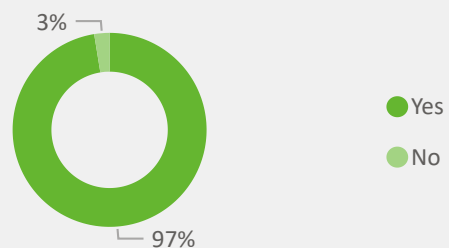
Individuals reached, by sex



Presence of female staff during distribution



Separate lines during distribution



Number of seasonal NFI kits distributed, by month

Seasonal NFI kits	January	February	March	April	May	June
Summer kits	0	0	0	0	0	0
Winter clothing kits	24,684	62,398	45,849	20,742	990	1
Winter NFI kits	418	479	876	0	0	0

Reporting month

All

Governorate

All

District

All

Sub-district

All

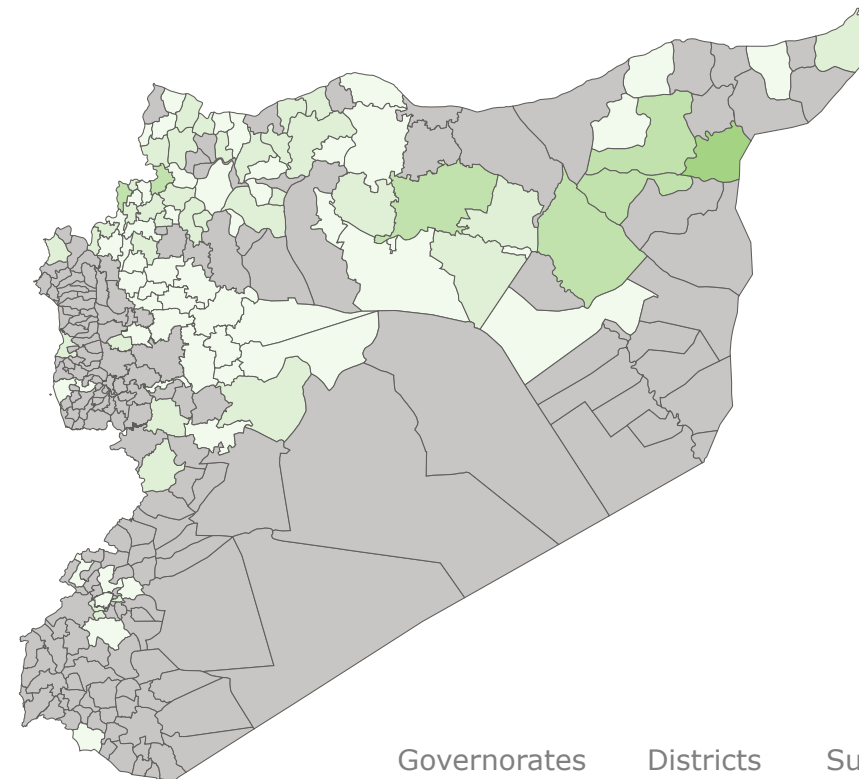
Community

All

Individuals reached with seasonal response, by sub-district

59

Implementing partners



Individuals reached

- 25,001-100,000
- 10,001-25,000
- 2,501-10,000
- 1-2,500

Governorates 12  
Districts 38  
Sub-districts 94  
Communities 422

Individuals reached, by location type

