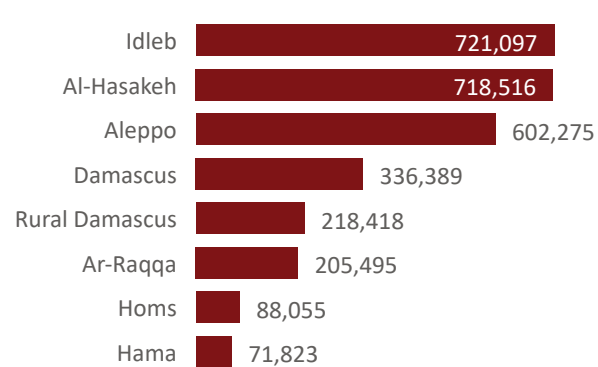
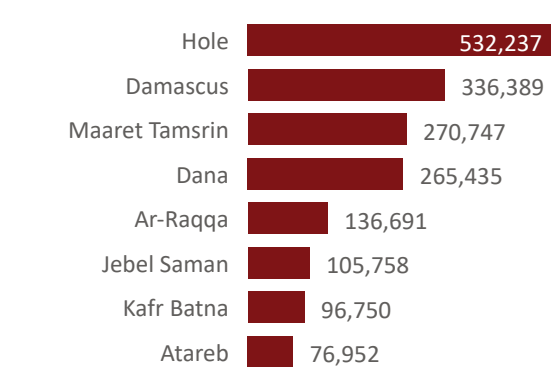


Sector: NFI Shelter | Hub: NES Syria Turkey X-B | Organization type: Non-UN agency UN agency | Governorate: All | District: All | Sub-district: All | Community: All

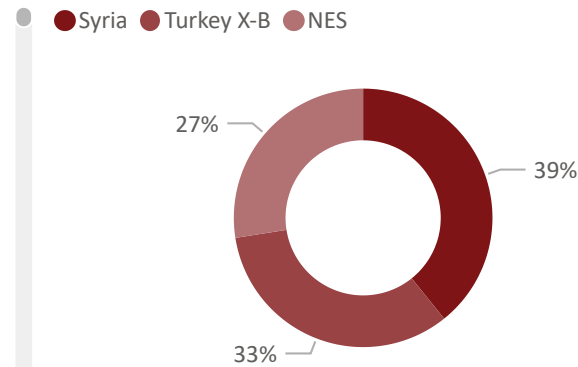
Individuals reached, by governorate



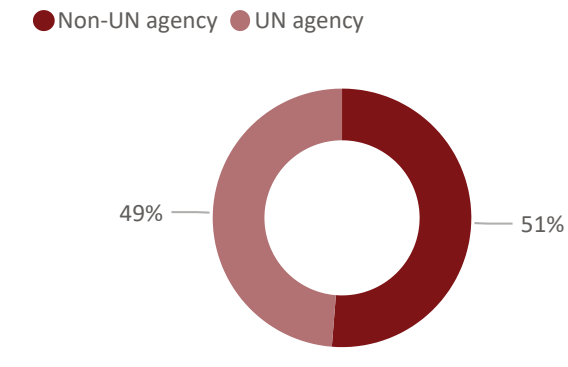
Individuals reached, by sub-district



Individuals reached, by hub



Individuals reached, by organization type



Individuals and HH reached
(Core and seasonal NFI reach may include non-unique individuals)

1,061,072

Shelter (Ind)

2,640,465

Core NFI (Ind)

700,382

Total HH reached

1,573,417

Winter NFI (Ind)

110,609

Total FHH reached

50,266

Summer NFI (Ind)

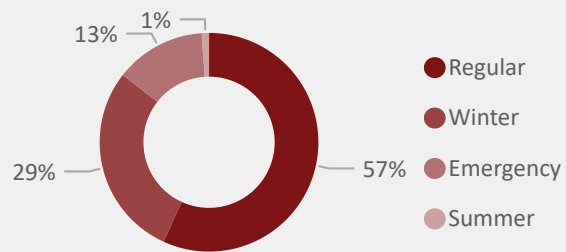
37,977

Total PWD reached

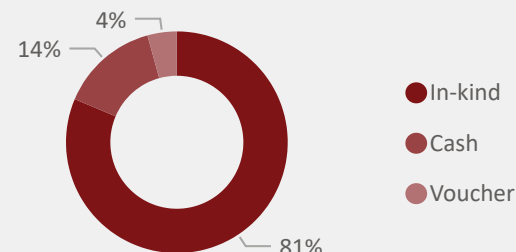
Individuals reached, by activity and month

Activity	January	February	March	April	May	June	July	August	September
1.1 Core and essential NFIs	192,079	347,657	446,285	525,404	280,056	250,524	253,258	224,025	121,177
1.2 Seasonal and supplementary NFIs	616,853	422,495	311,507	132,761	40,500	119,829	37,908	42,943	47,142
1.2 Seasonal shelter assistance						36			3,558
1.3 Emergency shelter	66,257	42,177	160,598	46,664	12,963	97,736	162,441	41,311	107,331
1.4 Collective centres and transitional shelters	6,109	13,986	1,967	1,782	2,938	3,333	6,093	17,730	26,094
2.1 Sustainably repair/rehabilitate housing	62,712	73,022	9,643	6,381	3,835	2,164	2,952	20,742	62,111

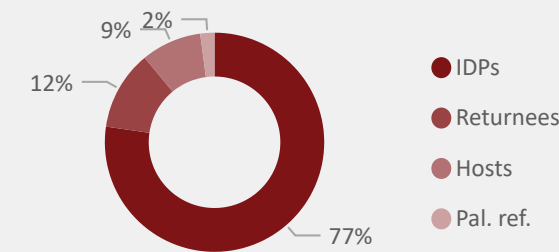
Individuals reached, by response type



Individuals reached, by modality



Individuals reached, by population type



Reporting month

Month	Download
January	Download
February	Download
March	Download
April	Download
May	Download
June	Download
July	Download
August	Download
September	Download

Last updated

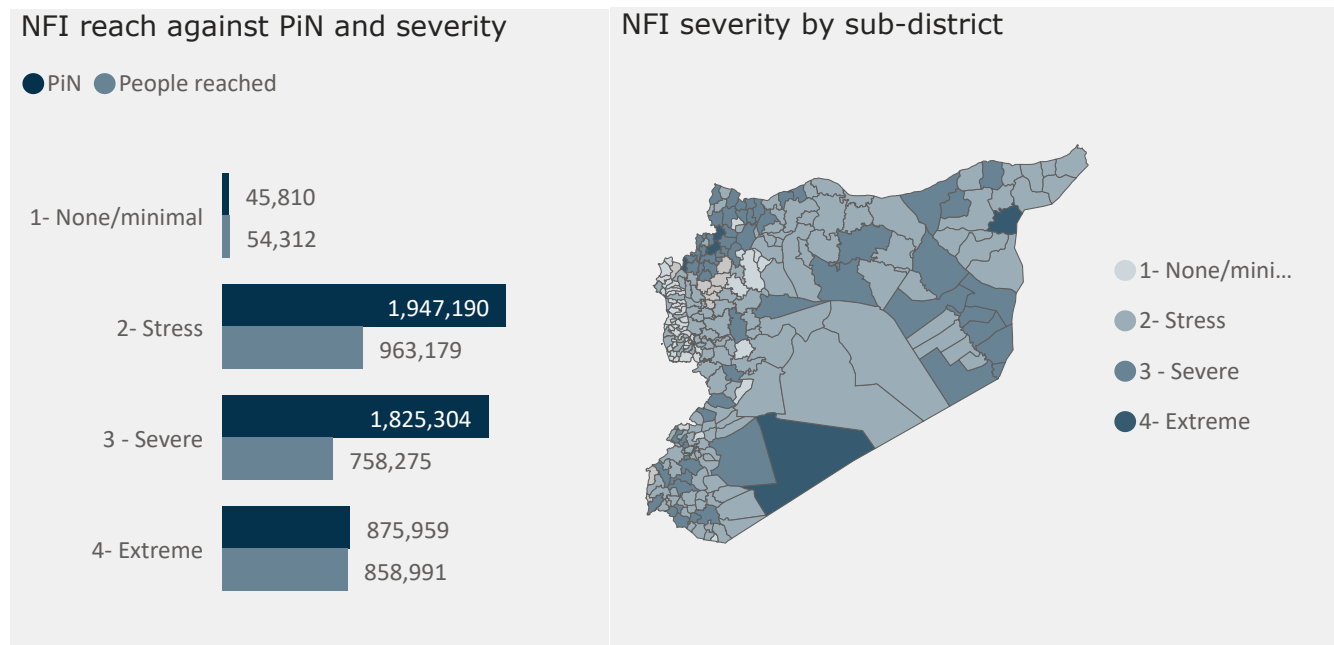
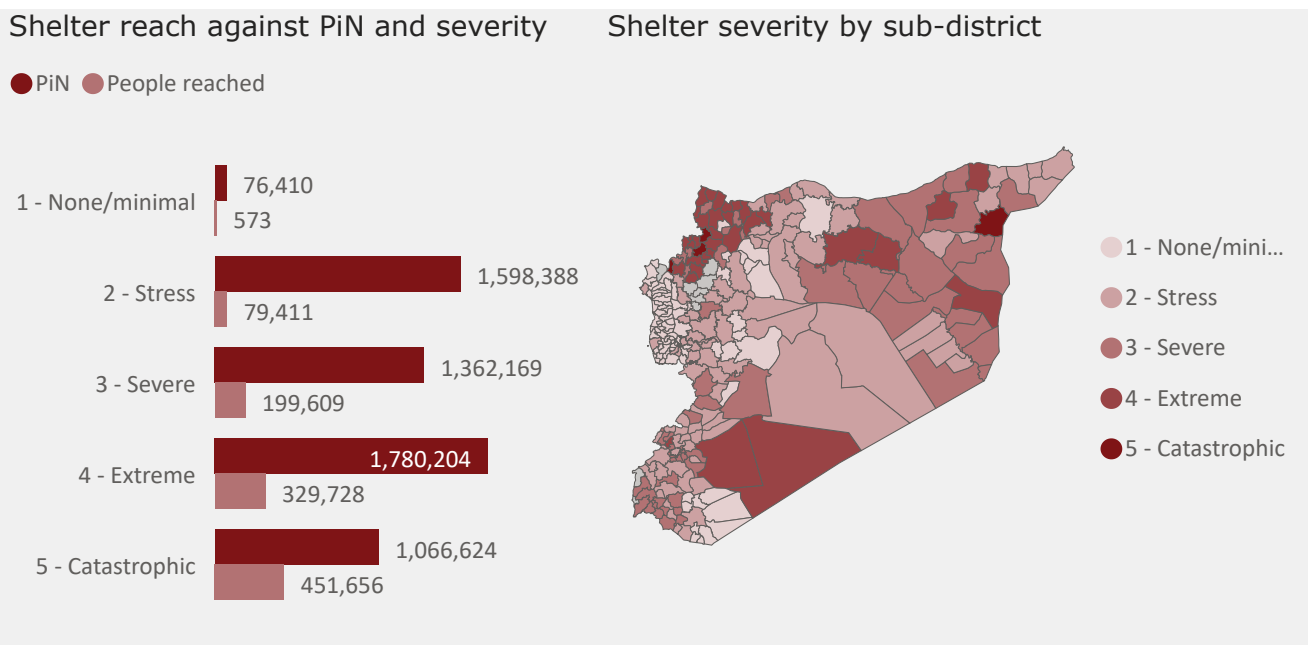
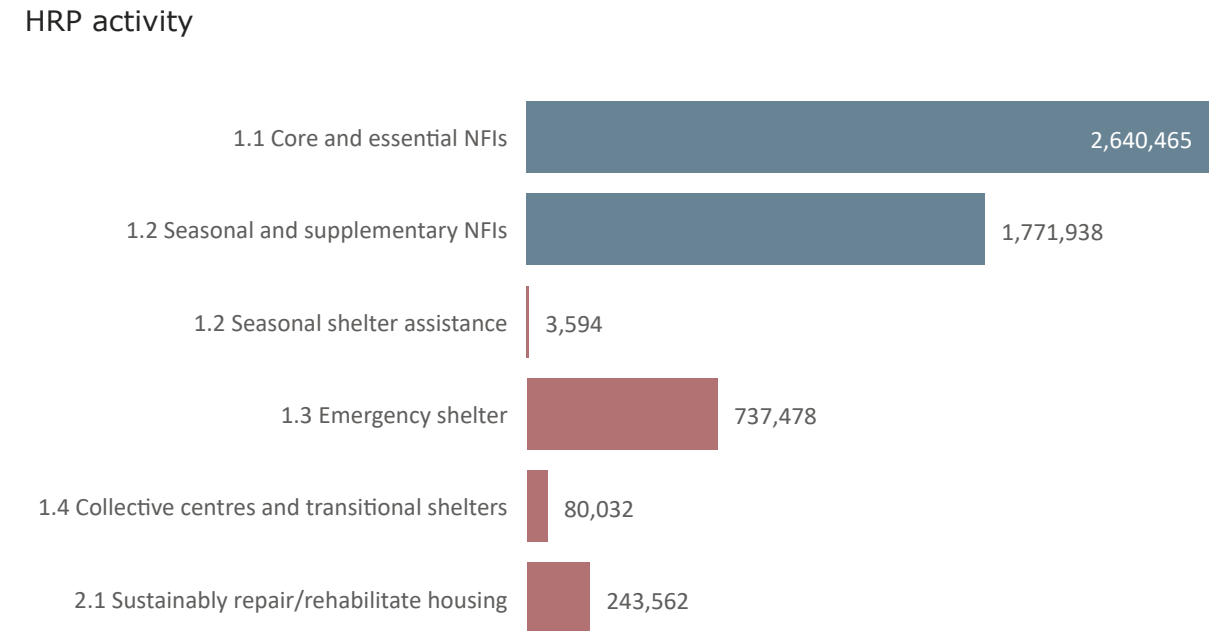
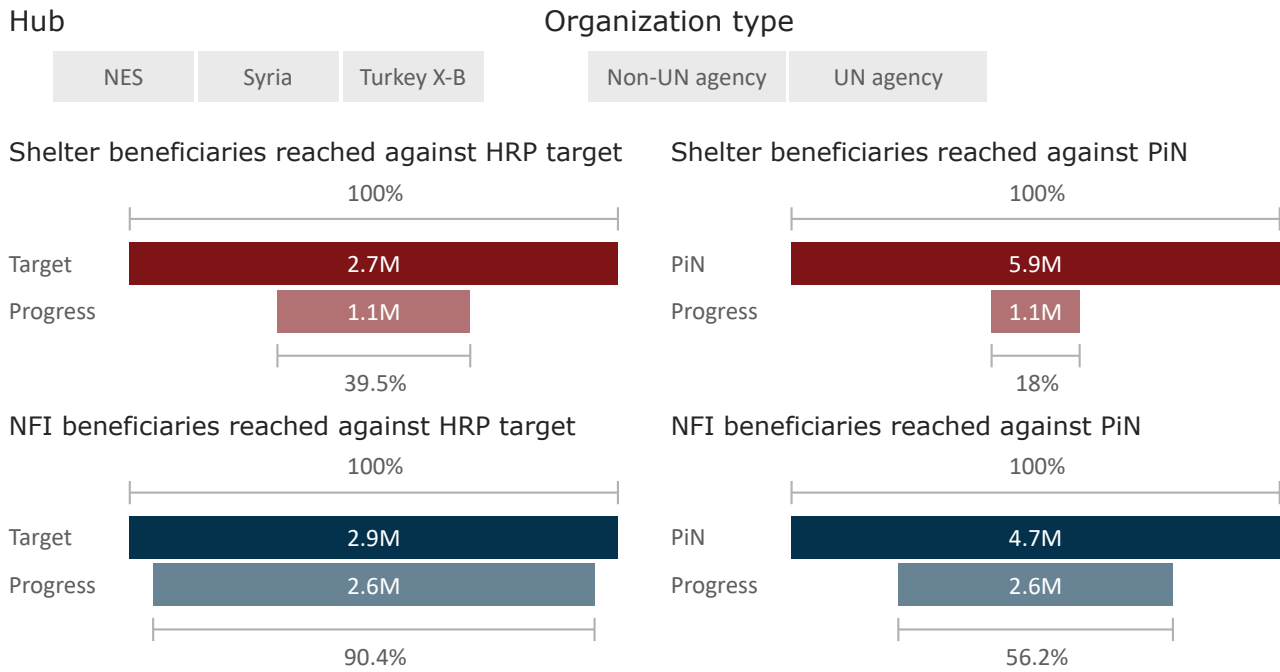
1 November 2021

Whole of Syria Shelter and NFI Sectors Responses 2021

Humanitarian use only

HRP 2021 Progress

As of September 2021



Hub

- NES
- Syria
- Turkey X-B

Organization type

- Non-UN agency
- UN agency

Reporting month

- All

Governorate

- All

District

- All

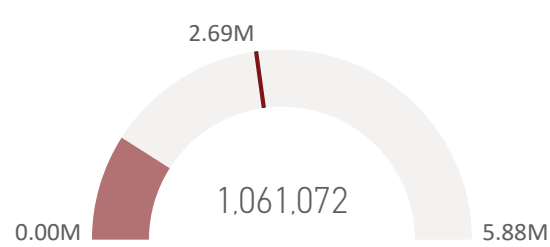
Sub-district

- All

Community

- All

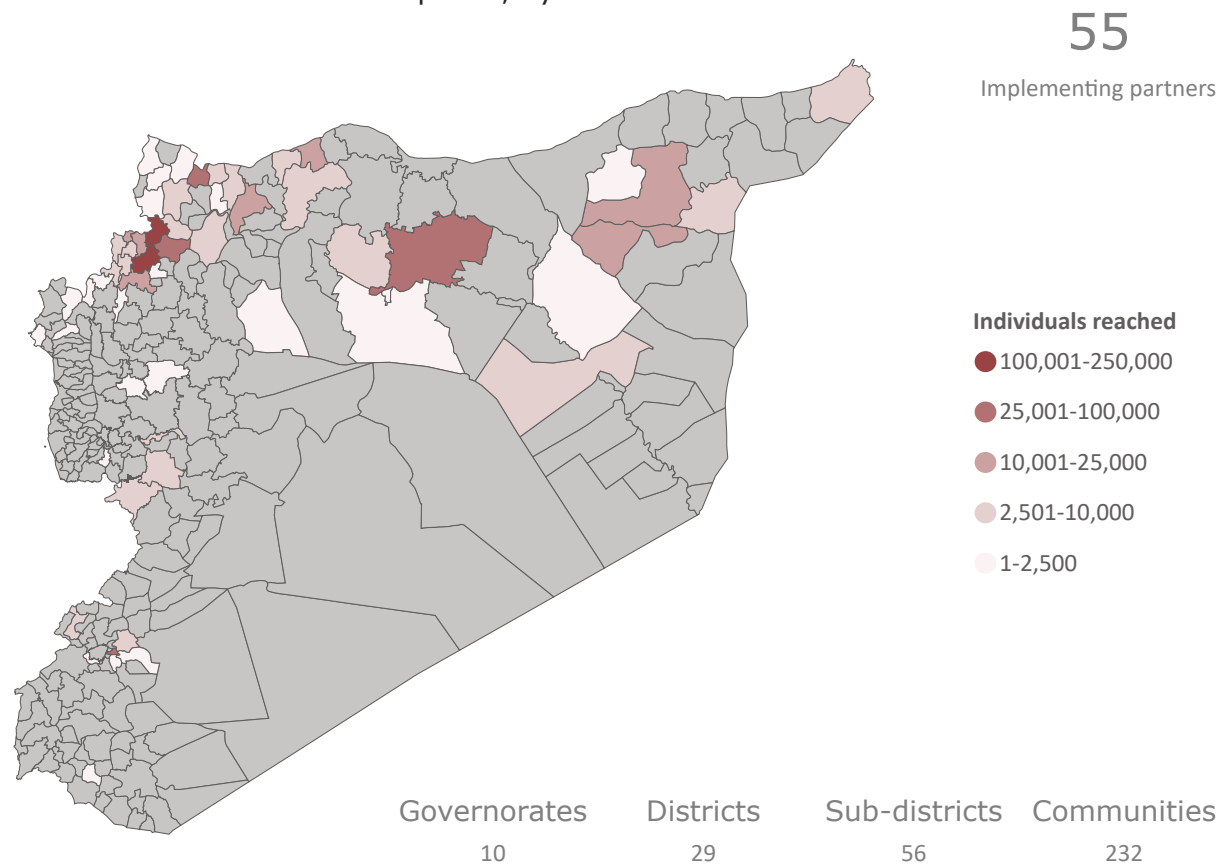
Individuals reached vs target vs PiN



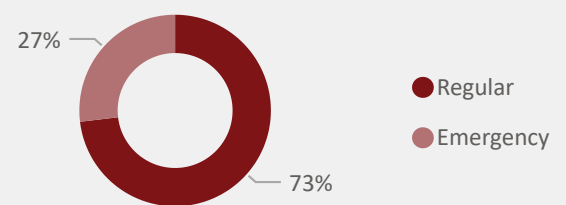
Shelter response

112,434 No of units achieved	3,995 Shelters not occupied
1632 Full shelter kits	1193 Half shelter kits
40,387 Tents	2,852 HH received cash

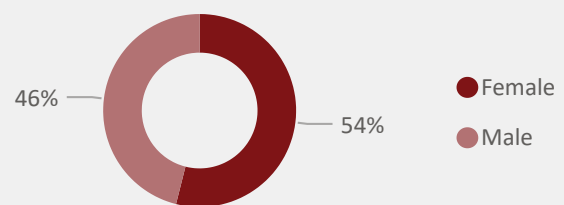
Individuals reached with shelter response, by sub-district



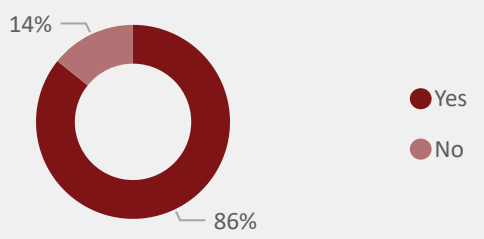
Individuals reached, by response type



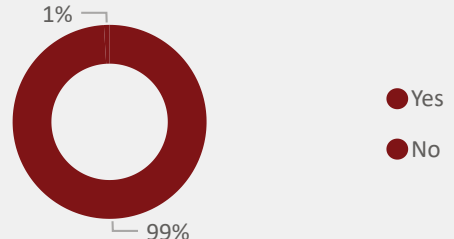
Individuals reached, by sex



Presence of female staff during distribution



Privacy for females during intervention

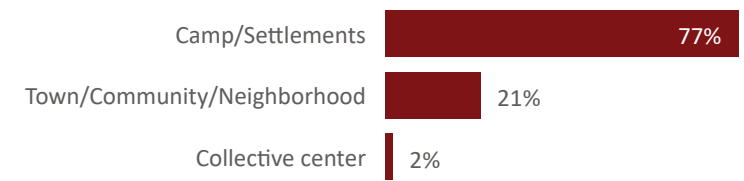


Number of construction workers employed, by shelter activity and month*

Activity	January	February	March	April	May	June	July	August	September	Total
1.3 Emergency shelter	513	256	3,747	1,159	621	176	411	509	1,106	8,498
1.4 Collective centres and transitional shelters	181	214	159	145	5	20	109	138	338	1,309
2.1 Sustainably repair/rehabilitate housing	168	237	135	40	115	170	240	125	98	1,328
Total	862	707	4,041	1,344	741	366	760	772	1,542	11,135

*Includes all individuals employed through shelter activities that are not NGO or UN agency staff.

Individuals reached, by location type



Hub

- NES
- Syria
- Turkey X-B

Organization type

- Non-UN agency
- UN agency

Reporting month

- March

Governorate

- All

District

- All

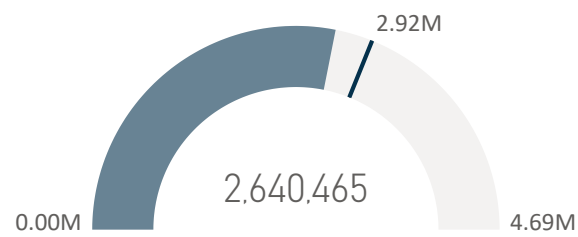
Sub-district

- All

Community

- All

Individuals reached vs target vs PiN

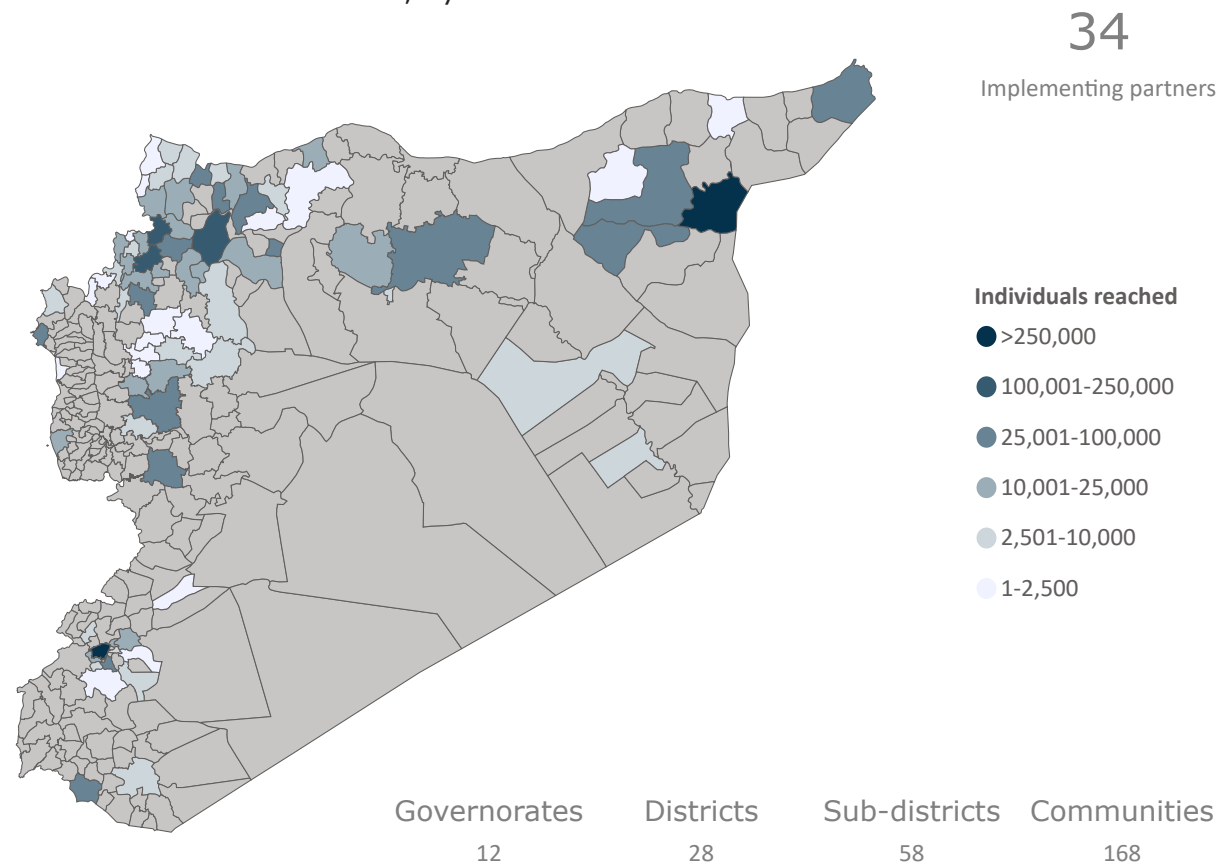


Core NFI

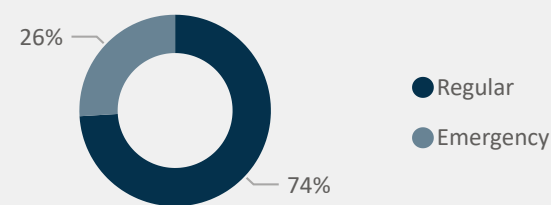
Core NFIs vary between the three hubs but usually include blankets, mattresses, plastic sheeting, kitchen sets, water jerry cans and solar lamps.

Please see the [Technical Guidance Note on Shelter and NFI kits \(Turkey X-B\)](#) as an example.

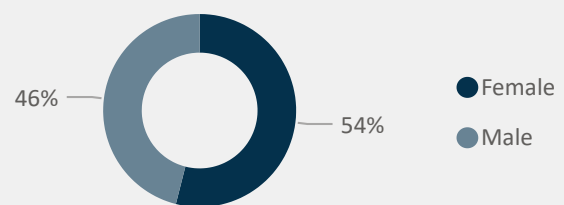
Individuals reached with core NFIs, by sub-district



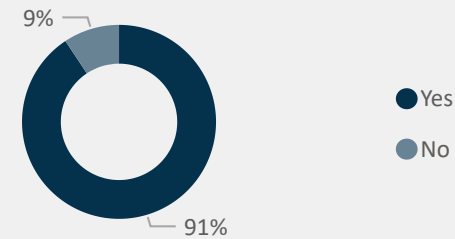
Individuals reached, by response type



Individuals reached, by sex



Presence of female staff during distribution



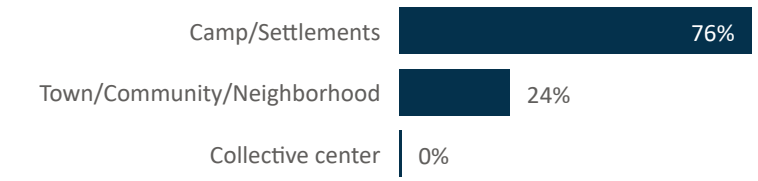
Separate lines during distribution



Number of NFI kits distributed, by month

Selected NFI kits	January	February	March	April	May	June	July	August	September	Total
Elderly kits	0	0	0	0	0	0	0	0	0	0
Hygiene kits	10,755	18,401	10,418	2,511	2,728	1,815	691	290	1,110	48,719
Kitchen sets	5,100	10,565	24,996	11,217	10,210	13,719	14,012	15,968	5,213	111,000
New arrival kits	0	39	6	2	32	56	0	111	0	246
NFI kits	9,349	8,868	22,944	5,644	8,368	14,525	8,677	1,072	1,722	81,169

Individuals reached, by location type



Hub

NES Syria Turkey X-B

Organization type

Non-UN agency UN agency

Reporting month

All

Governorate

All

District

All

Sub-district

All

Community

All

Individuals reached with seasonal response, by sub-district

1,573,417

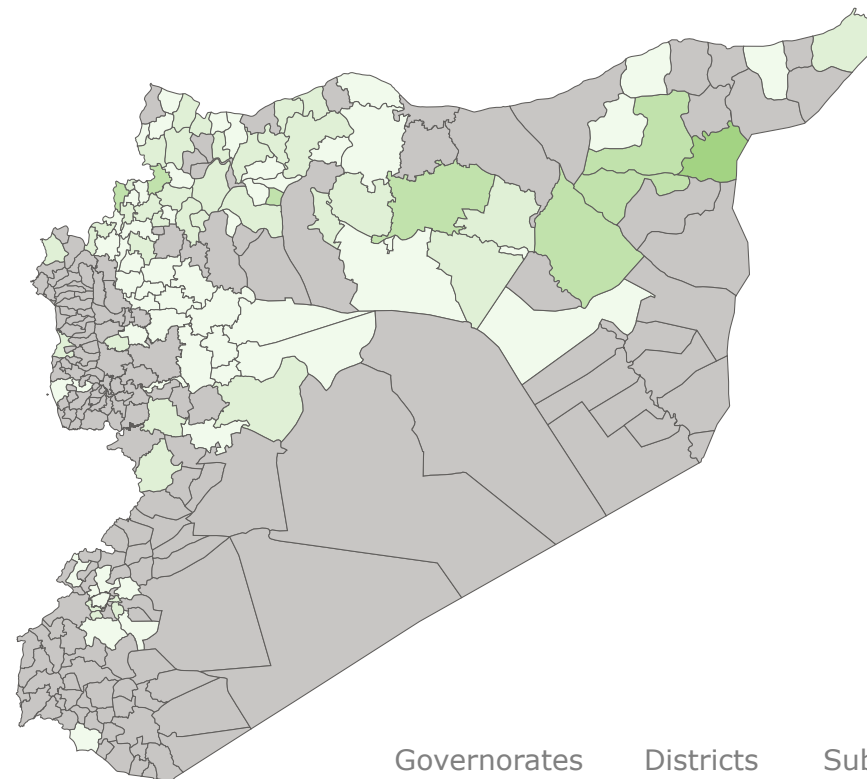
Winter NFI (Ind)

58,143

Summer NFI (Ind)

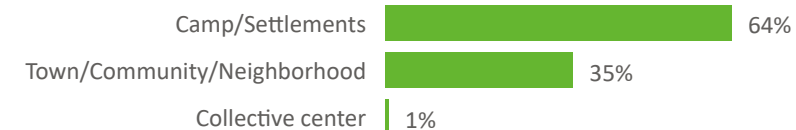
63

Implementing partners

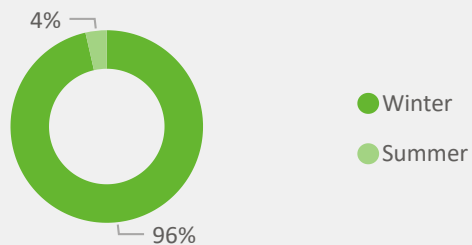


Governorates 12
Districts 38
Sub-districts 98
Communities 434

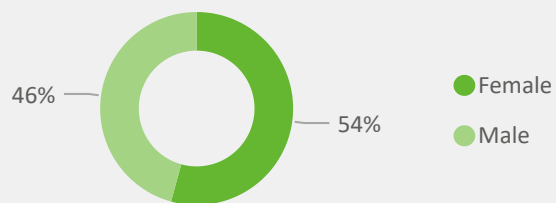
Individuals reached, by location type



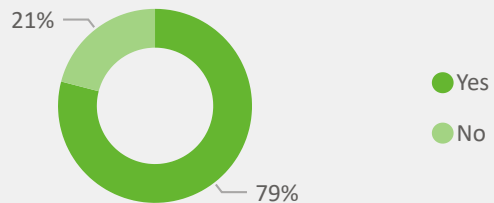
Individuals reached, by response type



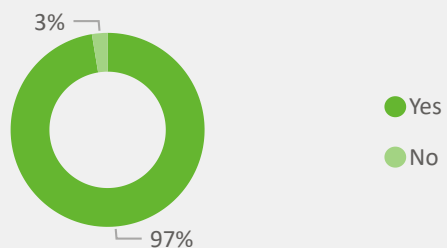
Individuals reached, by sex



Presence of female staff during distribution



Separate lines during distribution



Number of seasonal NFI kits distributed, by month

Seasonal NFI kits	January	February	March	April	May	June	July	August	September
Summer kits	0	0	0	0	0	0	3,843	4,941	1,211
Winter clothing kits	24,684	62,398	45,849	20,742	990	1	234	1,319	424
Winter NFI kits	418	479	876	0	0	0	0	0	0