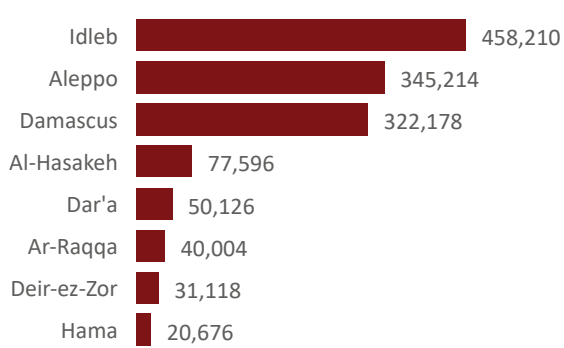
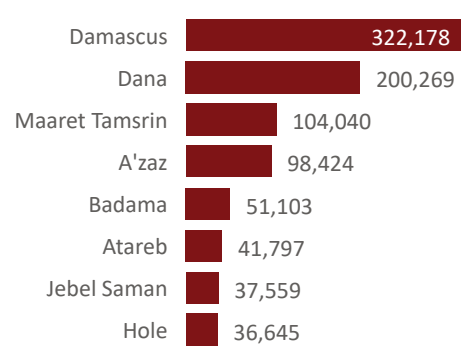


Sector: NFI Shelter
 Hub: NES Syria Turkey X-B
 Organization type: Non-UN agency UN agency
 Governorate: All
 District: All
 Sub-district: All
 Location: All

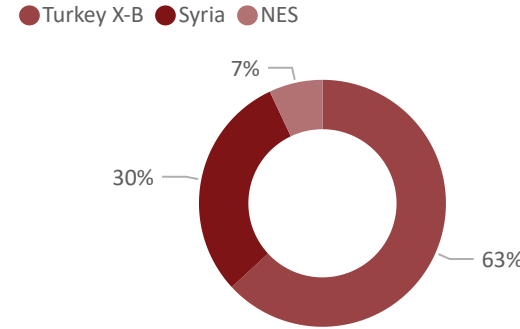
Individuals reached, by governorate



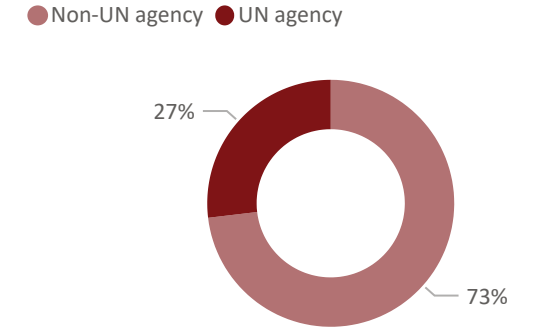
Individuals reached, by sub-district



Individuals reached, by Hub



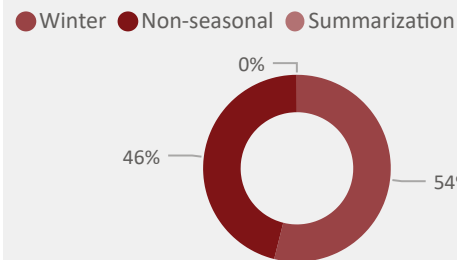
Individuals reached, by organization type



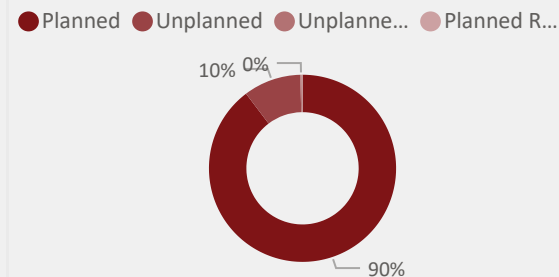
Individuals reached, by activity category and month

Activity category	January	February	March	April
1.1.1.1 Core NFIs	212,648	528,225	164,689	69,377
1.1.1.2 Seasonal/ supplementary NFIs	437,105	448,278	145,274	36,322
1.2.1/2/3 Emergency shelter response	109,403	69,359	137,398	38,434
2.1.1/2 Sustainable shelter response	1,892	1,941	4,940	1,023

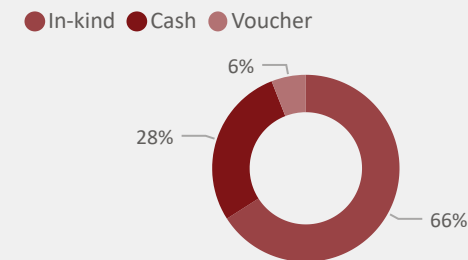
Individuals reached, by response type



Individuals reached, by response plan



Individuals reached, by modality



### Individuals and HH reached

407,830	503,577
Shelter (Ind)	Total HHs
974,939	57,362
Core NFI (Ind)	Total FHH
1,233,192	27,095
Winter NFI (Ind)	Total PWD

### Reporting month

Month	Download
January	<a href="#">Download</a>
February	<a href="#">Download</a>
March	<a href="#">Download</a>
April	<a href="#">Download</a>

Last updated  
25 May 2022

Hub

- NES
- Syria
- Turkey X-B

Organization type

- Non-UN agency
- UN agency

Governorate

- All

District

- All

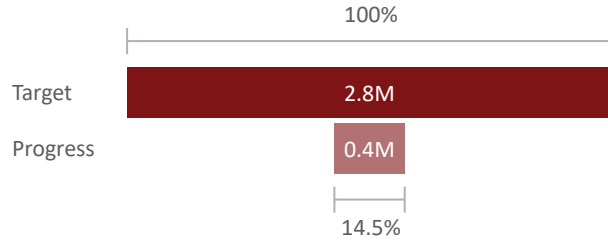
Sub-district

- All

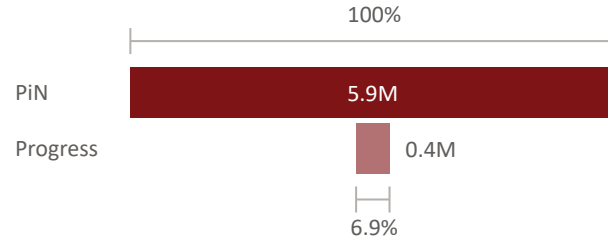
Location

- All

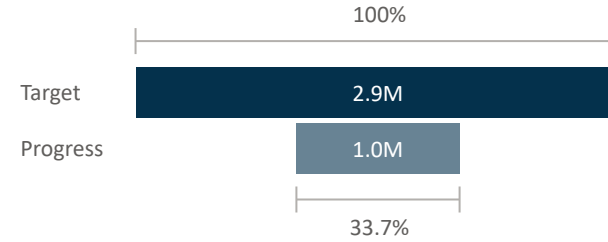
Shelter beneficiaries reached against HRP




Shelter beneficiaries against PiN



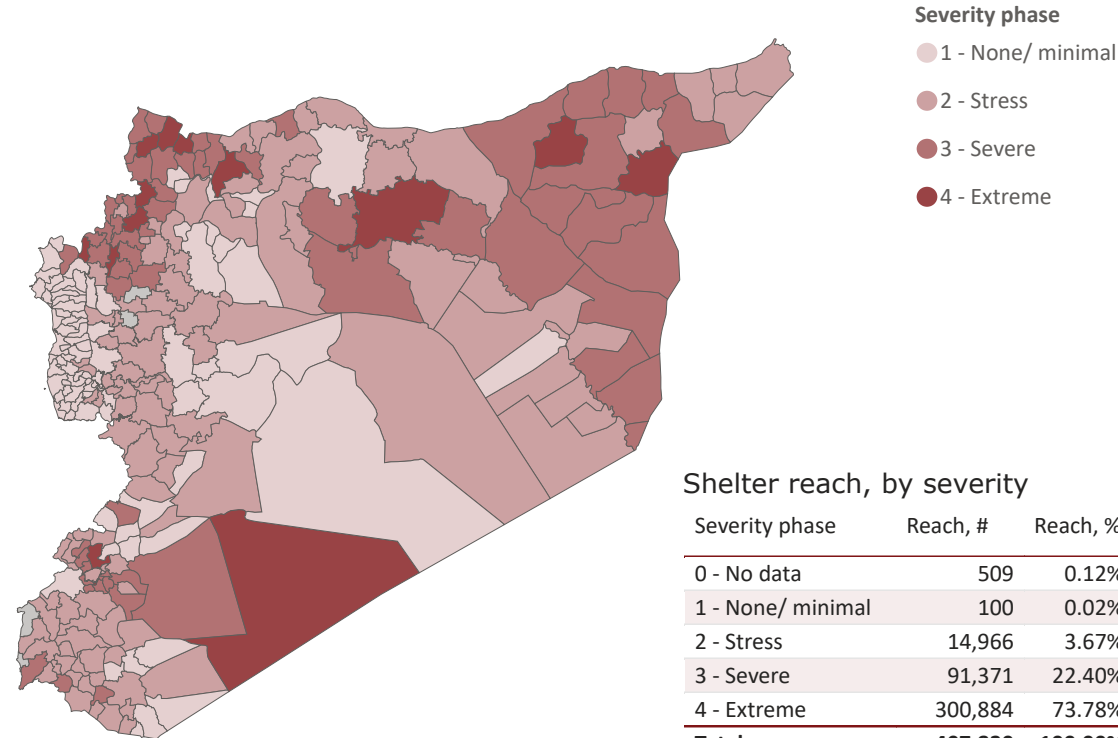
NFI beneficiaries reached against HRP



NFI beneficiaries against PiN



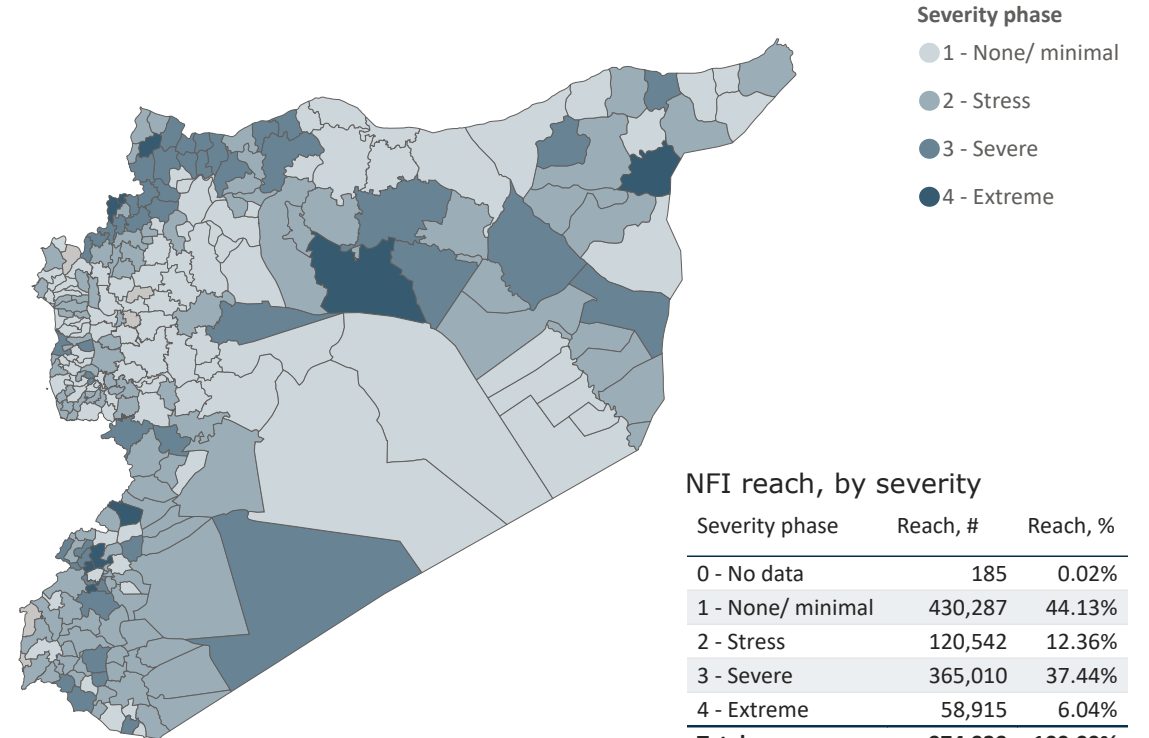
Shelter severity, by sub-district



Shelter reach, by severity

Severity phase	Reach, #	Reach, %
0 - No data	509	0.12%
1 - None/ minimal	100	0.02%
2 - Stress	14,966	3.67%
3 - Severe	91,371	22.40%
4 - Extreme	300,884	73.78%
<b>Total</b>	<b>407,830</b>	<b>100.00%</b>

NFI severity, by sub-district

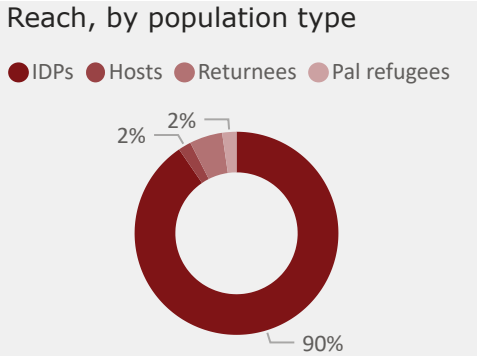
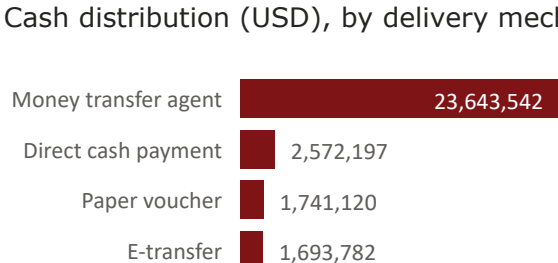
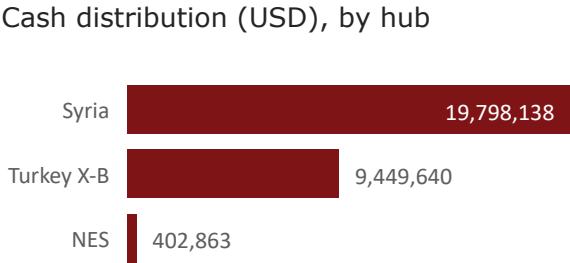
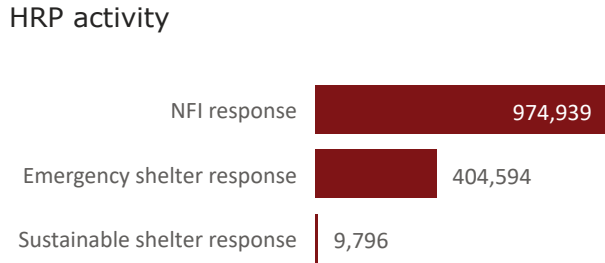


NFI reach, by severity

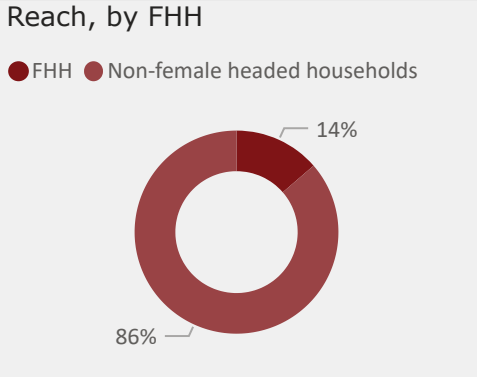
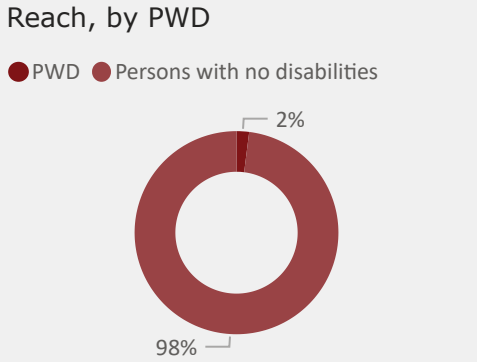
Severity phase	Reach, #	Reach, %
0 - No data	185	0.02%
1 - None/ minimal	430,287	44.13%
2 - Stress	120,542	12.36%
3 - Severe	365,010	37.44%
4 - Extreme	58,915	6.04%
<b>Total</b>	<b>974,939</b>	<b>100.00%</b>

Hub: NES, Syria, Turkey X-B  
 Organization type: Non-UN agency, UN agency  
 Activity: All

Governorate: All  
 District: All  
 Sub-district: All  
 Location: All



Response	January	February	March	April	Total
<b>NFI response</b>	<b>649,753</b>	<b>976,503</b>	<b>309,963</b>	<b>105,699</b>	<b>2,041,918</b>
1.1.1.1 Core NFIs	212,648	528,225	164,689	69,377	974,939
1.1.1.2 Seasonal/ supplementary NFIs	437,105	448,278	145,274	36,322	1,066,979
<b>Emergency shelter response</b>	<b>109,403</b>	<b>69,359</b>	<b>137,398</b>	<b>88,434</b>	<b>404,594</b>
1.2.1.1 Tent repair	1,509			130	1,639
1.2.1.2 Tent installation/ replacement	9,759	13,219	23,996	8,668	55,642
1.2.1.3 Emergency shelter kits/ material	7,134	18,121	40,344	36,709	102,308
1.2.1.4 Collective centres rehabilitation	81	2,575			2,656
1.2.2.1 Temporary/ transitional shelter	1,782	3,671	2,474	7,794	15,721
1.2.3.1 HH level improvements	701			8,707	9,408
1.2.3.2 Site level improvements/ infrastructure	79,129	27,348	64,146	26,426	197,049
1.2.3.3 Fire mitigation programming	9,308	4,425	6,438		20,171
<b>Sustainable shelter response</b>	<b>1,892</b>	<b>1,941</b>	<b>4,940</b>	<b>1,023</b>	<b>9,796</b>
2.1.1.1 Damaged/ unfinished housing rehabilitation	1,742	1,791	4,457	771	8,761
2.1.1.3 Tenure security agreements support	150	150	483		783
2.1.2.1 Community infrastructure rehabilitation				252	252
<b>Total</b>	<b>761,048</b>	<b>1,047,803</b>	<b>452,301</b>	<b>195,156</b>	<b>2,456,308</b>



Hub

- NES
- Syria
- Turkey X-B

Organization type

- Non-UN agency
- UN agency

Activity

All

Governorate

All

District

All

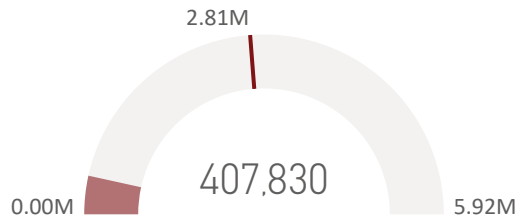
Sub-district

All

Location

All

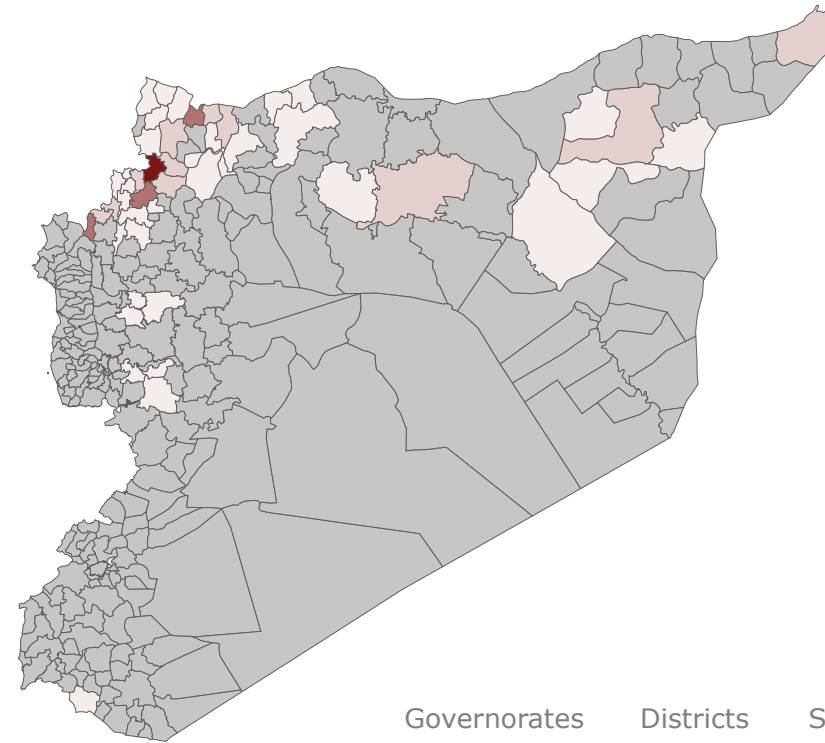
Individuals reached vs target vs PiN



Shelter response

26	10,308
Tents repaired	Tent installed/ replaced
21,490	0
Shelter kits/ materials	Shelters not occupied
290	372,362.00
HLP supported	Cash/ voucher (USD)

Individuals reached shelter response, by sub-district

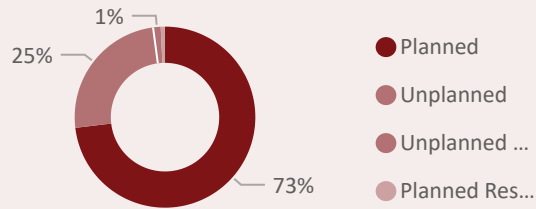


Individuals reached

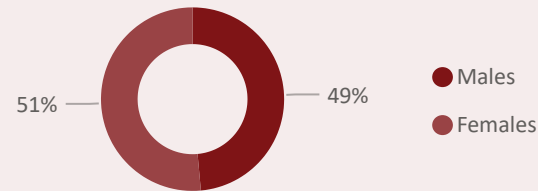
- 100,001-250,000
- 25,001-100,000
- 10,001-25,000
- 2,501-10,000
- 1-2,500

Governorates: 9  
Districts: 21  
Sub-districts: 48  
Locations: 196

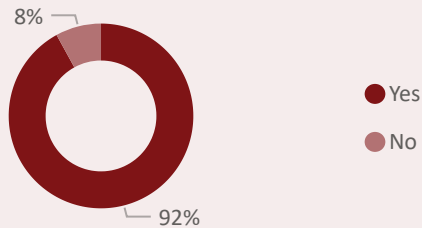
Individuals reached, by response type



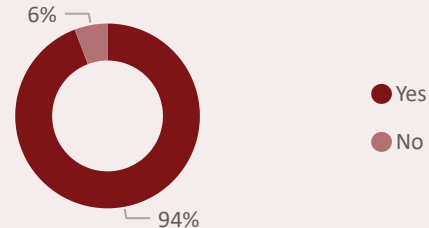
Individuals reached, by sex



Presence of female staff during distribution



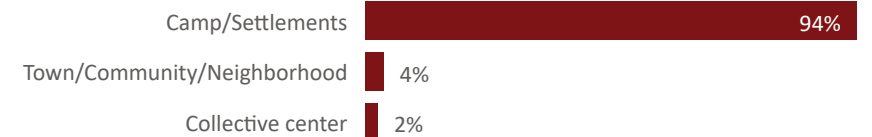
Privacy for females during intervention



Number of construction workers employed, by shelter activity and month

Activity category	January	February	March	April	Total
1.2.1/2/3 Emergency shelter response	1,206	768	1,260	1,268	4,502
2.1.1/2 Sustainable shelter response	139	157	359	3	658
<b>Total</b>	<b>1,345</b>	<b>925</b>	<b>1,619</b>	<b>1,271</b>	<b>5,160</b>

Individuals reached, by location type



Hub

- NES
- Syria
- Turkey X-B

Organization type

- Non-UN agency
- UN agency

Activity

- All

Governorate

- All

District

- All

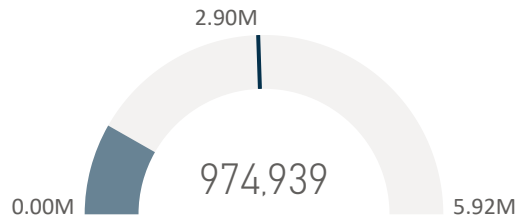
Sub-district

- All

Location

- All

### Individuals reached vs target vs PiN

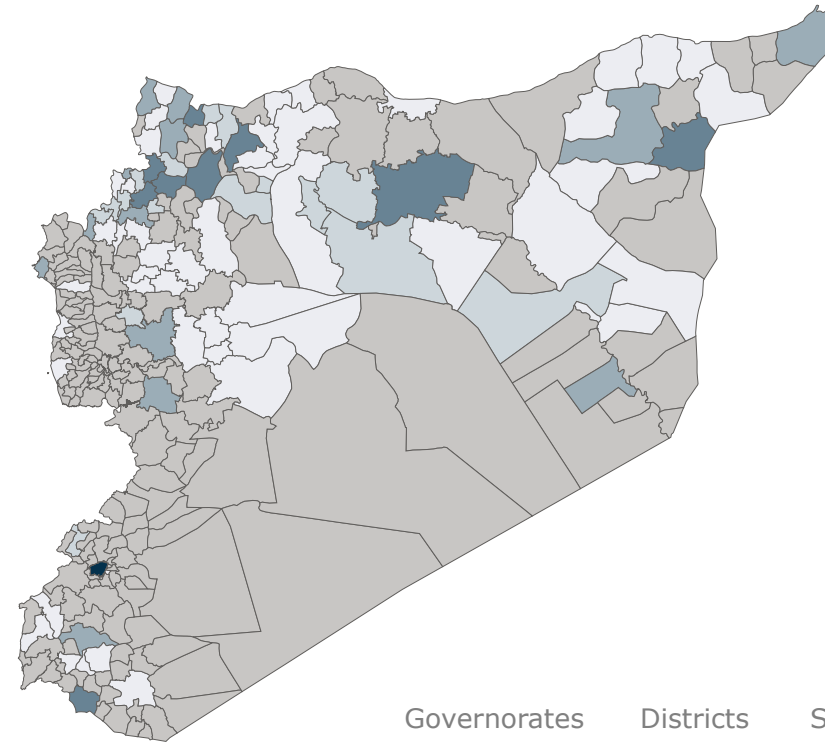


### Core NFI

Core NFIs vary between the three hubs but usually include blankets, mattresses, plastic sheeting, kitchen sets, water jerry cans and solar lamps.

Please see the [Technical Guidance Note on Shelter and NFI kits \(Turkey X-B\)](#) as an example.

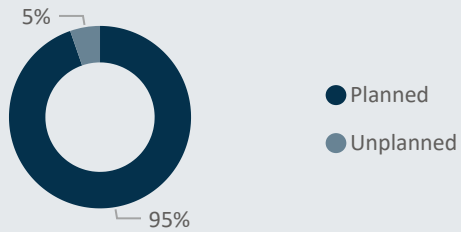
### Individuals reached shelter response, by sub-district



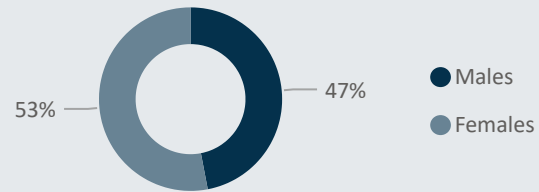
36

Implementing partners

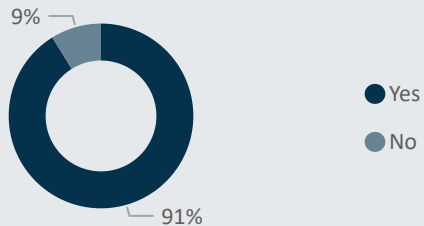
### Individuals reached, by response type



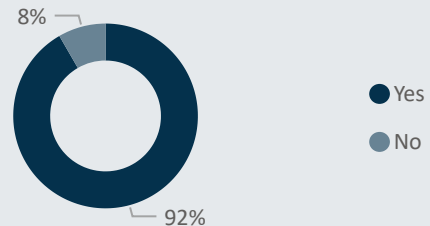
### Individuals reached, by response type



### Presence of female staff during distribution



### Separate lines during distribution

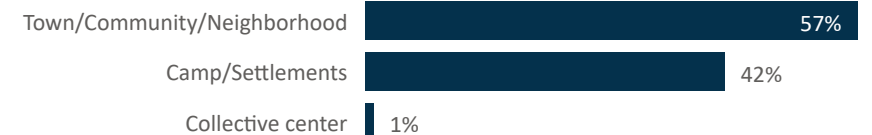


Governorates: 14, Districts: 38, Sub-districts: 89, Locations: 263

### Number of NFI kits distributed, by month and selected kit

Selected NFI kits	January	February	March	April	Total
Core NFI kits	20,917	15,039	10,508	12,541	59,005
Kitchen sets	10,201	6,892	13,143	12,528	42,764
New arrival kits	79	30	29	15	153
Newborn kits	674	3,160	605	596	5,035

### Individuals reached, by location type



Hub

- NES
- Syria
- Turkey X-B

Organization type

- Non-UN agency
- UN agency

Activity

All

Governorate

All

District

All

Sub-district

All

Location

All

1,233,192

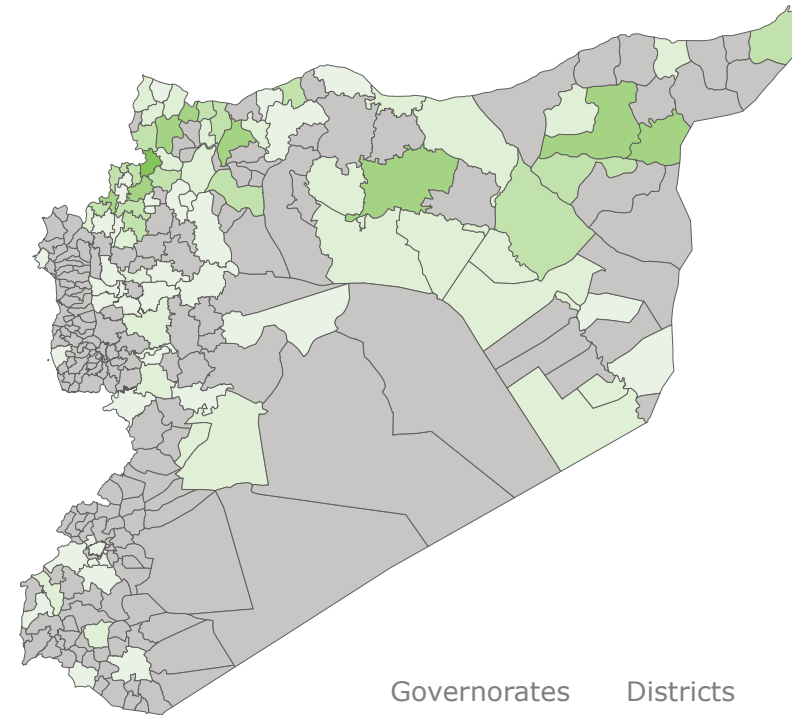
Winter NFI (Ind)

Summer NFI (Ind)

Individuals reached shelter response, by sub-district

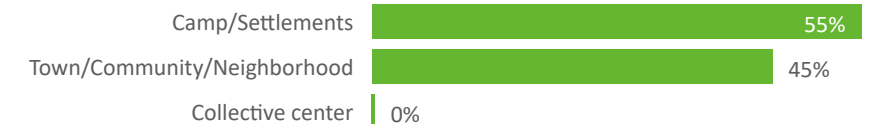
53

Implementing partners

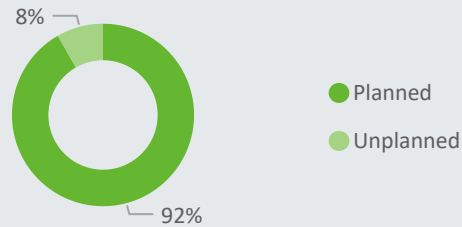


Governorates: 14  
 Districts: 38  
 Sub-districts: 94  
 Locations: 331

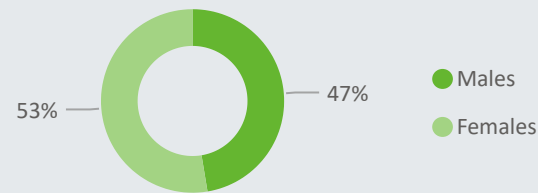
Individuals reached, by location type



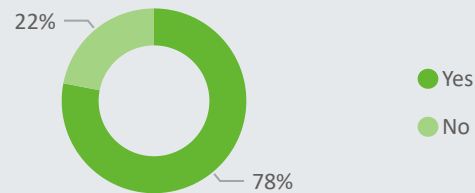
Individuals reached, by response type



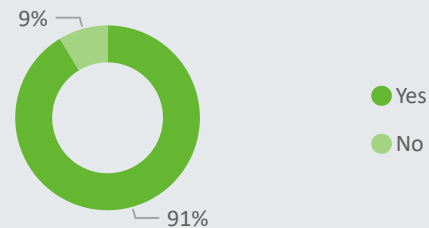
Individuals reached, by response type



Presence of female staff during distribution



Separate lines during distribution



Number of seasonal NFI kits distributed, by month and selected kit

Selected NFI kits	January	February	March	Total
Clothing kits	10,435	7,500		17,935
Winter NFI kits	6,307	10,962	0	17,269