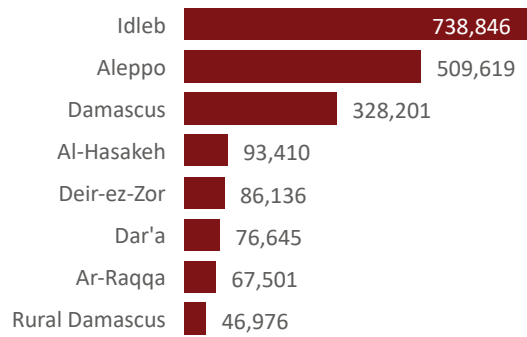
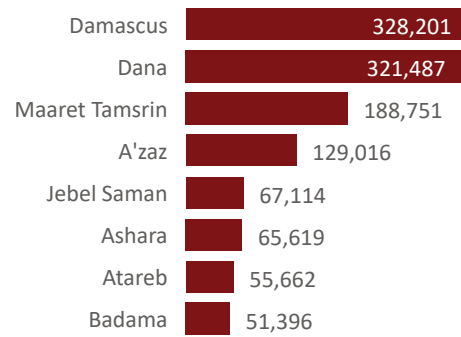


Sector: NFI Shelter
 Hub: NES Syria Turkey X-B
 Organization type: Non-UN agency UN agency
 Governorate: All
 District: All
 Sub-district: All
 Location: All

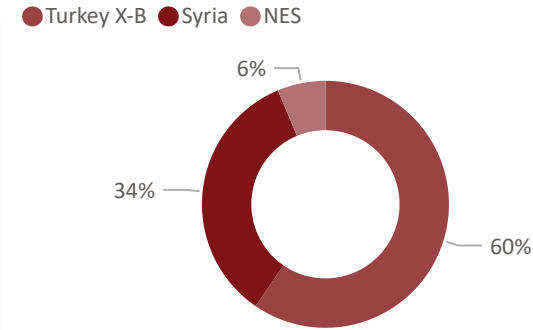
Individuals reached, by governorate



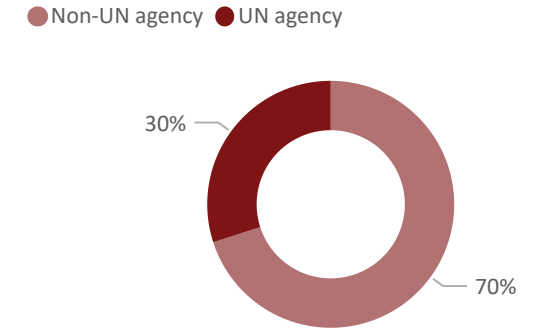
Individuals reached, by sub-district



Individuals reached, by Hub



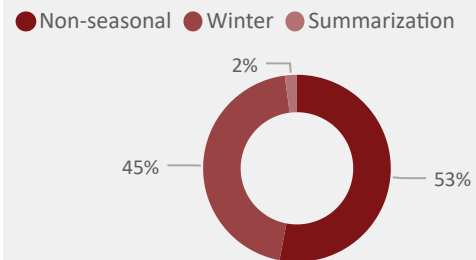
Individuals reached, by organization type



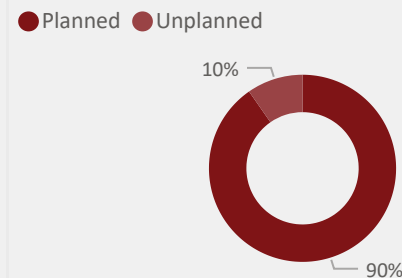
Individuals reached, by activity category and month

Activity category	January	February	March	April	May	June	July	August
1.1.1.1 Core NFIs	336,044	528,225	164,689	69,377	113,136	81,986	42,921	41,705
1.1.1.2 Seasonal/ supplementary NFIs	457,268	448,298	145,274	44,496	7,811	19,471	57,610	58,487
1.2.1/2/3 Emergency shelter response	113,536	69,670	134,509	90,527	114,815	103,705	20,869	31,735
2.1.1/2 Sustainable shelter response	1,892	1,941	4,790	1,023	8,375	27,063	15,903	6,059

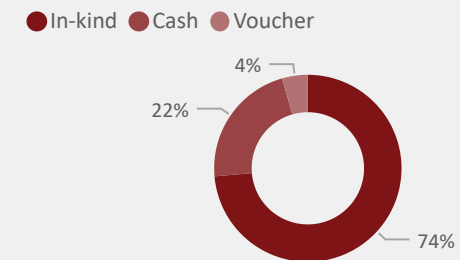
Individuals reached, by response type



Individuals reached, by response plan



Individuals reached, by modality



Individuals and HH reached

735,930	671,144
Shelter (Ind)	Total HHs
1,378,083	74,959
Core NFI (Ind)	Total FHH
77,495	40,937
Summer NFI (Ind)	Total PWD
1,556,411	
Winter NFI (Ind)	

Reporting month

Month	Download
January	Download
February	Download
March	Download
April	Download
May	Download
June	Download
July	Download
August	Download

Last updated
2 October 2022

Hub

- NES
- Syria
- Turkey X-B

Organization type

- Non-UN agency
- UN agency

Governorate

- All

District

- All

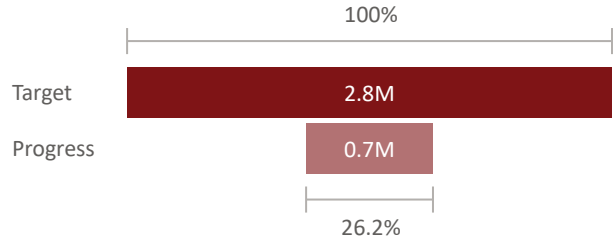
Sub-district

- All

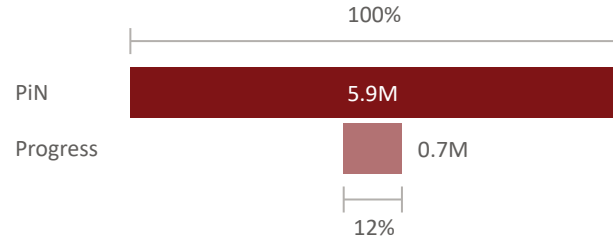
Location

- All

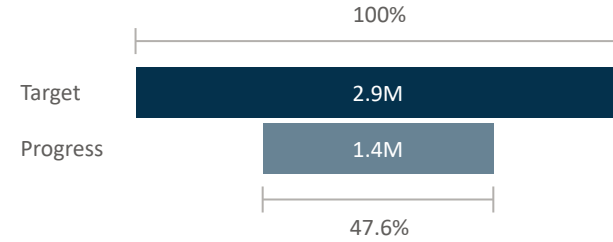
Shelter beneficiaries reached against HRP



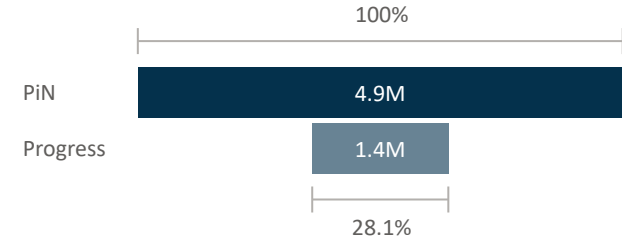
Shelter beneficiaries against PiN



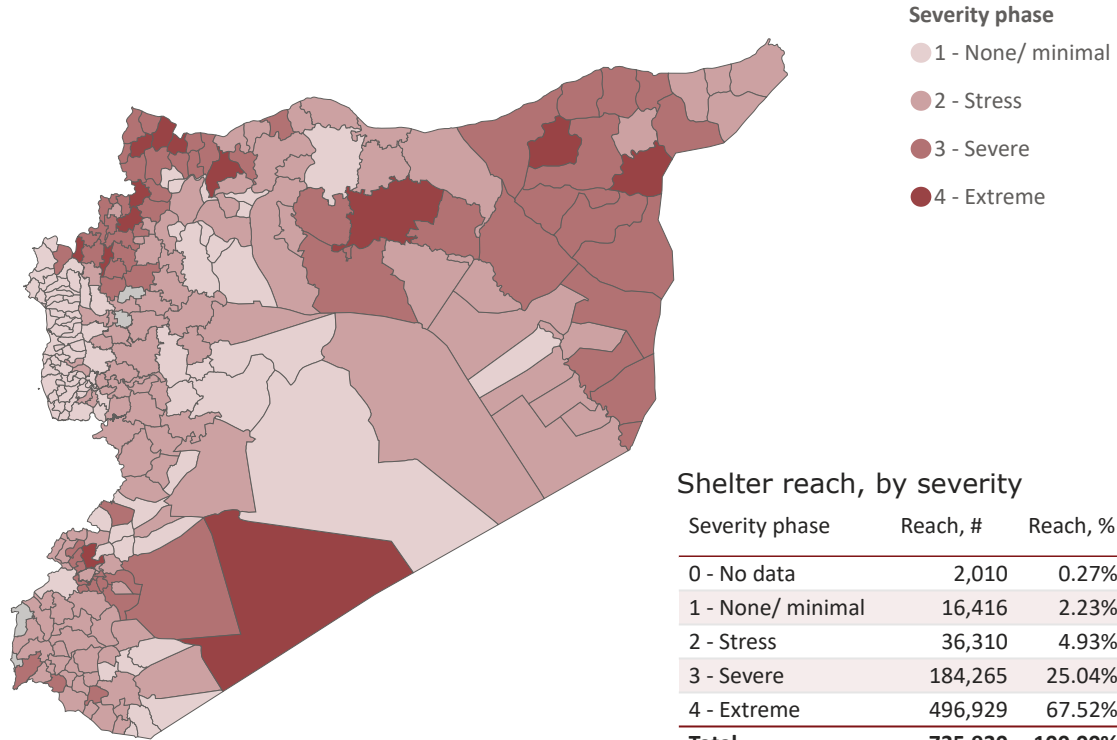
NFI beneficiaries reached against HRP



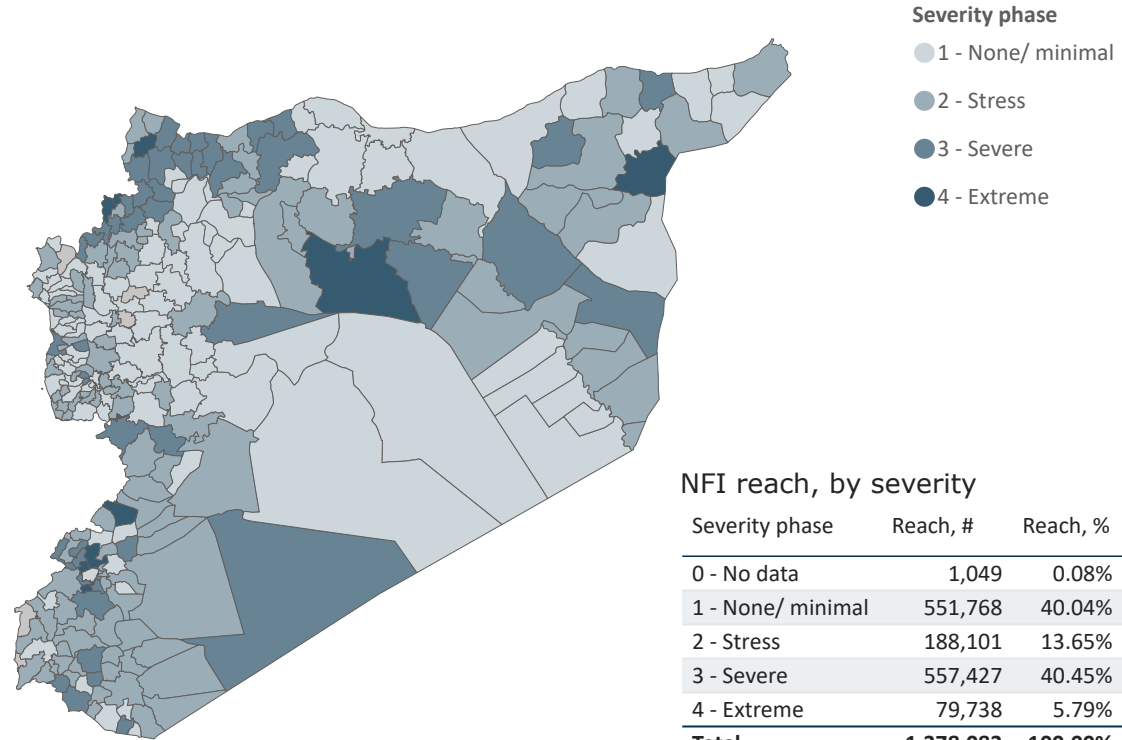
NFI beneficiaries against PiN



Shelter severity, by sub-district

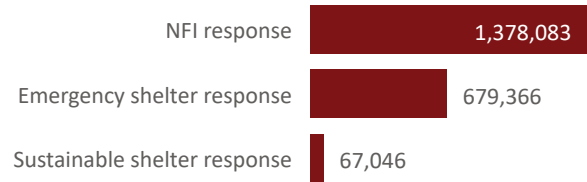


NFI severity, by sub-district

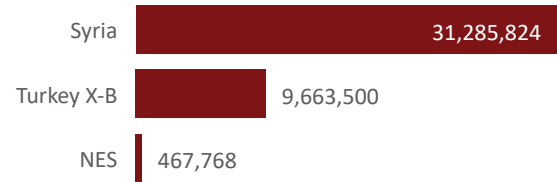


Hub: NES, Syria, Turkey X-B
 Organization type: Non-UN agency, UN agency
 Activity: All
 Governorate: All
 District: All
 Sub-district: All
 Location: All

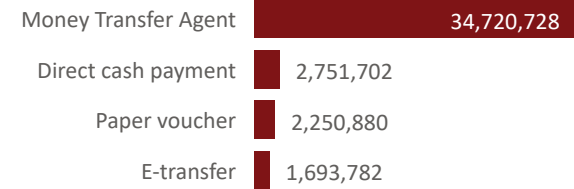
HRP activity



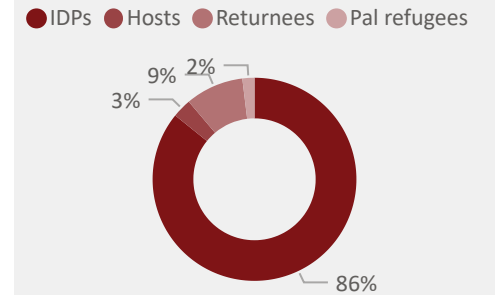
Cash distribution (USD), by hub



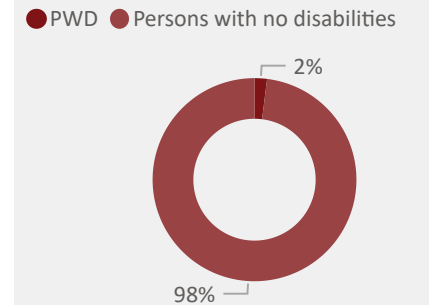
Cash distribution (USD), by delivery mechanism



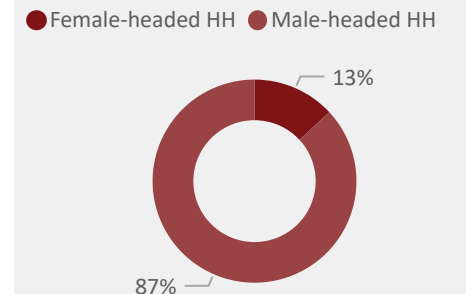
Reach, by population type



Reach, by PWD



Reach, by female-headed HH



Response	January	February	March	April	May	June	July	August	Total
NFI response	793,312	976,523	309,963	113,873	120,947	101,457	100,531	100,192	2,616,798
1.1.1.1 Core NFIs	336,044	528,225	164,689	69,377	113,136	81,986	42,921	41,705	1,378,083
1.1.1.2 Seasonal/ supplementary NFIs	457,268	448,298	145,274	44,496	7,811	19,471	57,610	58,487	1,238,715
Emergency shelter response	113,536	69,670	134,509	90,527	114,815	103,705	20,869	31,735	679,366
1.2.1.1 Tent repair	1,509			130	104	10	67	290	2,110
1.2.1.2 Tent installation/ replacement	9,759	14,015	22,461	9,407	26,301	39,878	1,911	2,321	126,053
1.2.1.3 Emergency shelter kits/ material	11,267	18,121	38,990	38,063	47,651	1,077	747	3,925	159,841
1.2.1.4 Collective centres rehabilitation	81	2,575			290	232		135	3,313
1.2.2.1 Temporary/ transitional shelter	1,782	3,186	2,474	7,794	630	110	1,290	1,041	18,307
1.2.3.1 HH level improvements	701			8,707	36,244	15,908			61,560
1.2.3.2 Site level improvements/ infrastructure	79,129	27,348	64,146	26,426	3,595	45,695	16,136	22,737	285,212
1.2.3.3 Fire mitigation programming	9,308	4,425	6,438			795	718	1,286	22,970
Sustainable shelter response	1,892	1,941	4,790	1,023	8,375	27,063	15,903	6,059	67,046
2.1.1.1 Damaged/ unfinished housing rehabilitation	1,892	1,941	4,790	771	1,984	11,973	11,647	3,374	38,372
2.1.1.3 Tenure security agreements support							2,181	1,259	3,440
2.1.1.4 Damaged/ unfinished common area rehabilitation					391			6	397
2.1.2.1 Community infrastructure rehabilitation				252	6,000	15,090	2,075	1,420	24,837
Total	908,740	1,048,134	449,262	205,423	244,137	232,225	137,303	137,986	3,363,210

Hub

NES Syria Turkey X-B

Organization type

Non-UN agency UN agency

Activity

All

Governorate

All

District

All

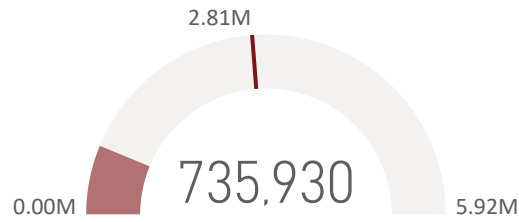
Sub-district

All

Location

All

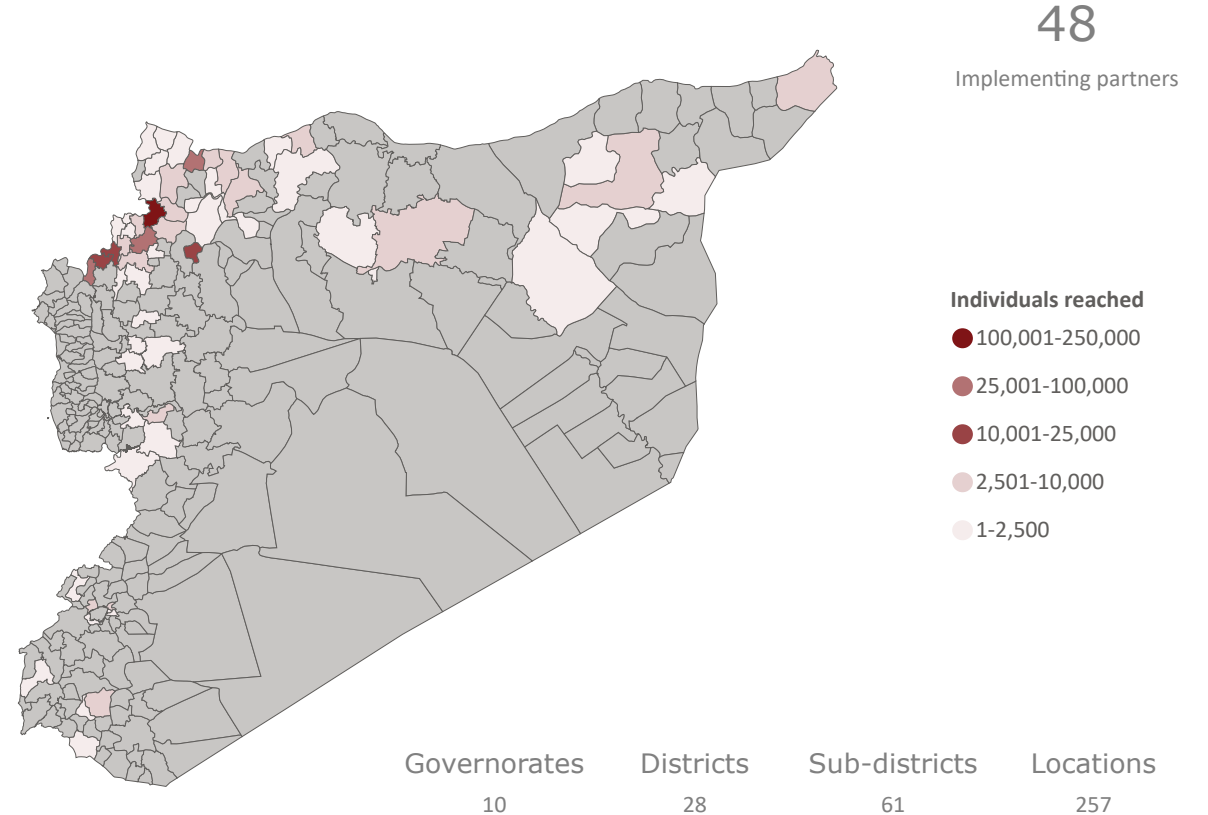
Individuals reached vs target vs PiN



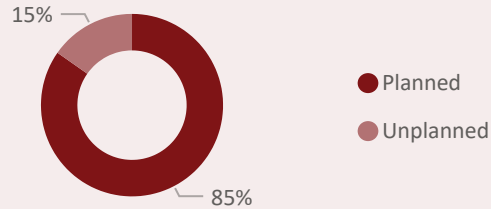
Shelter response

71	23,504
Tents repaired	Tent installed/ replaced
33,018	16
Shelter kits/ materials	Shelters not occupied
474	586,222
HLP supported	Cash/ voucher (USD)

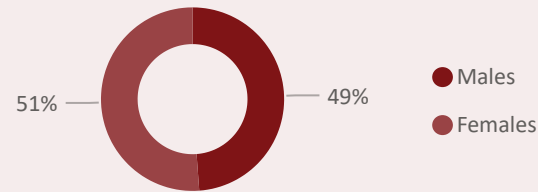
Individuals reached shelter response, by sub-district



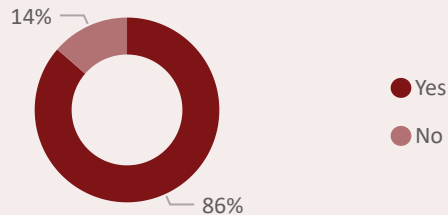
Individuals reached, by response type



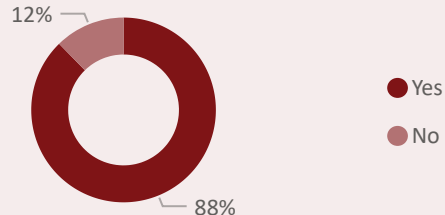
Individuals reached, by sex



Presence of female staff during distribution



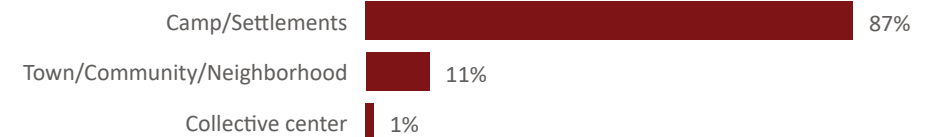
Privacy for females during intervention



Number of construction workers employed, by shelter activity and month

Activity category	January	February	March	April	May	June	July	August	Total
1.2.1/2/3 Emergency shelter response	1,235	568	1,260	1,268	1,712	1,132	440	875	8,490
2.1.1/2 Sustainable shelter response	149	167	359	3	112	107	94	97	1,088
Total	1,384	735	1,619	1,271	1,824	1,239	534	972	9,578

Individuals reached, by location type



Hub

NES Syria Turkey X-B

Organization type

Non-UN agency UN agency

Activity

All

Governorate

All

District

All

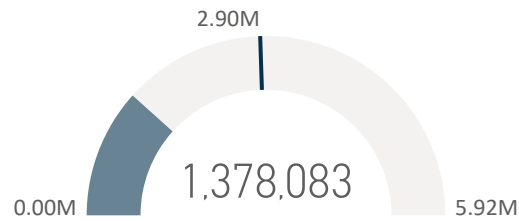
Sub-district

All

Location

All

Individuals reached vs target vs PiN

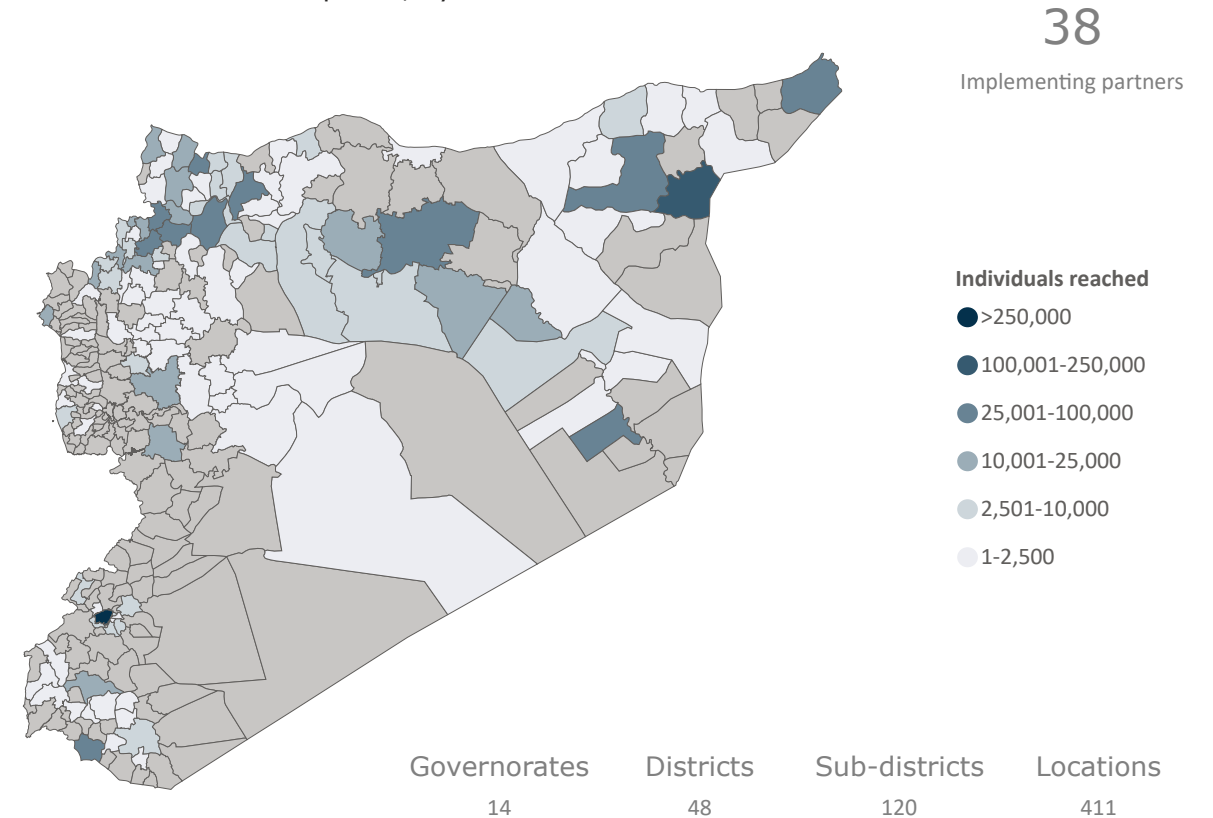


Core NFI

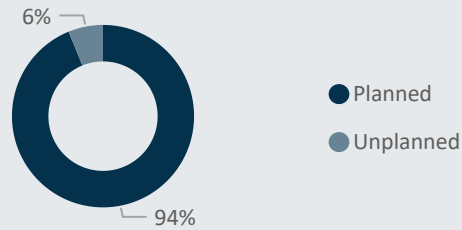
Core NFIs vary between the three hubs but usually include blankets, mattresses, plastic sheeting, kitchen sets, water jerry cans and solar lamps.

Please see the [Technical Guidance Note on Shelter and NFI kits \(Turkey X-B\)](#) as an example.

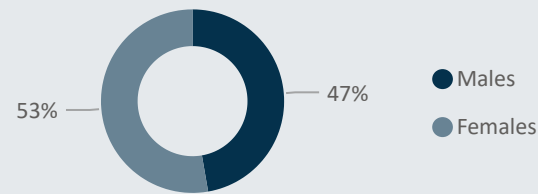
Individuals reached shelter response, by sub-district



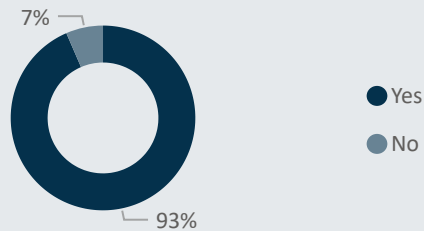
Individuals reached, by response type



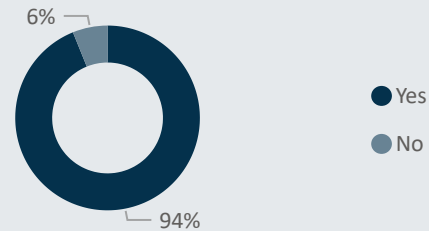
Individuals reached, by response type



Presence of female staff during distribution



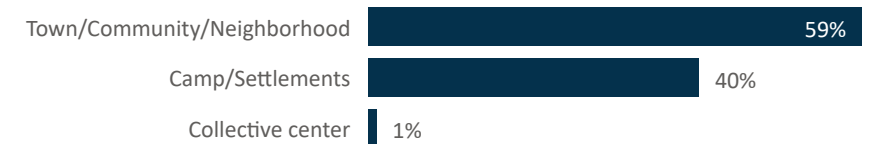
Separate lines during distribution



Number of NFI kits distributed, by month and selected kit

Selected NFI kits	January	February	March	April	May	June	July	August	Total
Core NFI kits	20,917	15,039	10,508	12,541	18,524	9,344	937	1,438	89,248
Kitchen sets	31,523	6,908	13,143	12,528	3,003	14,110	7,510	7,924	96,649
New arrival kits	79	30	29	15	2				155
Newborn kits	674	3,160	605	596	558	71	22	42	5,728

Individuals reached, by location type



Hub

- NES
- Syria
- Turkey X-B

Organization type

- Non-UN agency
- UN agency

Activity

All

Governorate

All

District

All

Sub-district

All

Location

All

1,556,411

Winter NFI (Ind)

95,372

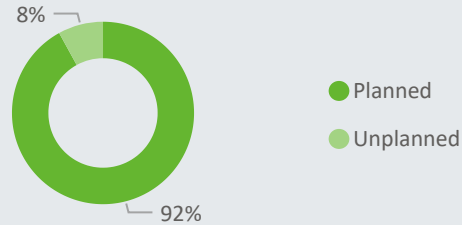
Summer NFI (Ind)

Individuals reached shelter response, by sub-district

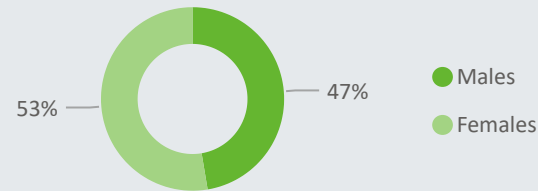
65

Implementing partners

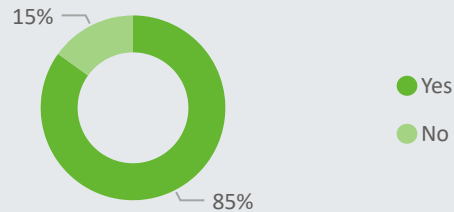
Individuals reached, by response type



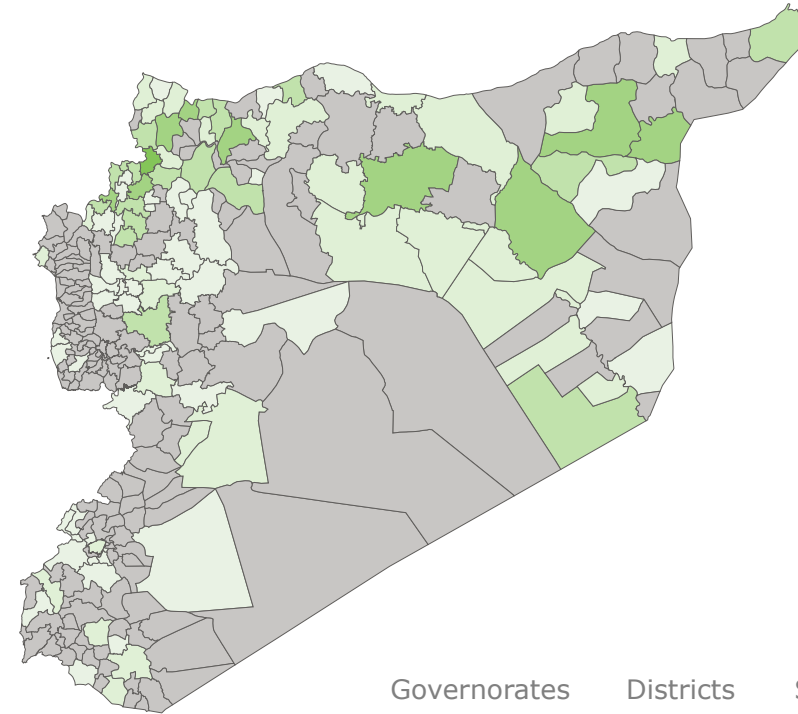
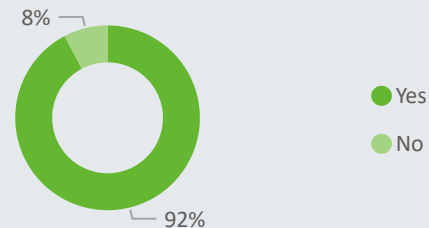
Individuals reached, by response type



Presence of female staff during distribution

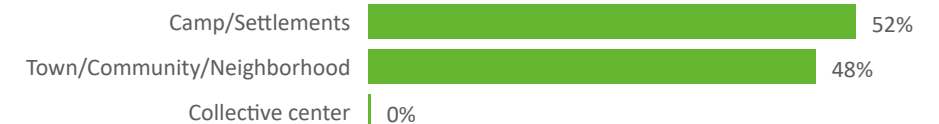


Separate lines during distribution



Governorates: 14
Districts: 46
Sub-districts: 125
Locations: 471

Individuals reached, by location type



Number of seasonal NFI kits distributed, by month and selected kit

Selected NFI kits	January	February	March	April	May	June	July	August	Total
Clothing kits	40,768	55,015	28,896	4,113	3,980	1,568	43,778	498	178,616
Summer NFI kits						12	5,532	34,941	40,485
Winter NFI kits	6,307	10,962	0						17,269