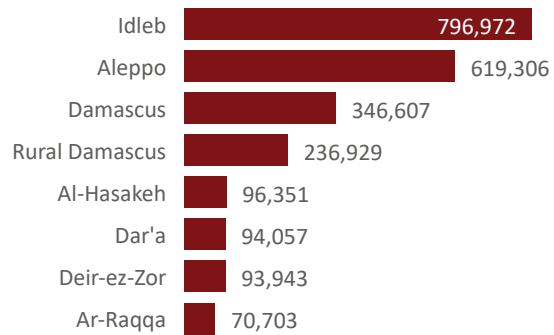
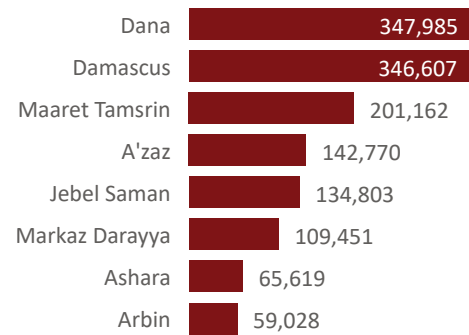


Sector: NFI Shelter | Hub: NES Syria Turkey X-B | Organization type: Non-UN agency UN agency | Governorate: All | District: All | Sub-district: All | Location: All

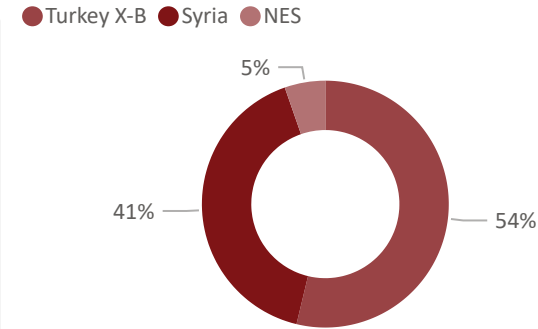
Individuals reached, by governorate



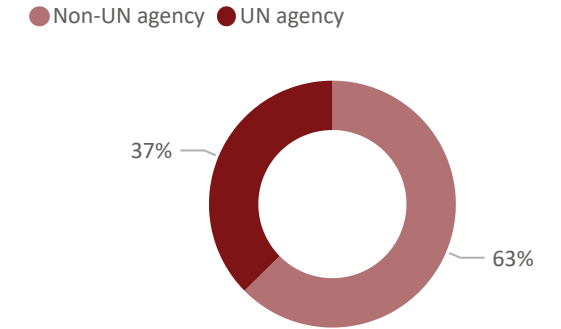
Individuals reached, by sub-district



Individuals reached, by Hub



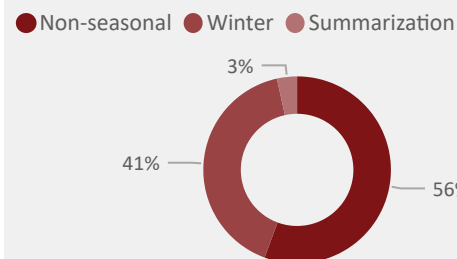
Individuals reached, by organization type



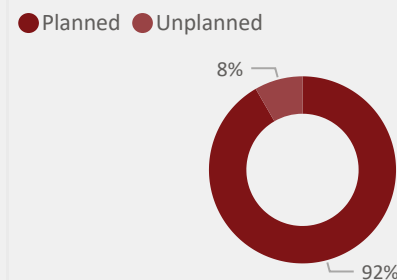
Individuals reached, by activity category and month

Activity category	January	February	March	April	May	June	July	August	September	October
1.1.1.1 Core NFIs	336,044	528,225	164,689	69,377	113,136	81,986	42,921	41,705	108,241	105,385
1.1.1.2 Seasonal/ supplementary NFIs	457,268	448,298	145,274	44,496	7,811	19,471	57,610	58,487	108,387	271,789
1.2.1/2/3 Emergency shelter response	114,519	69,670	134,509	90,527	114,815	103,705	20,869	31,735	28,864	69,088
2.1.1/2 Sustainable shelter response	1,892	1,941	4,790	1,023	8,375	27,063	15,903	9,758	6,387	153,773

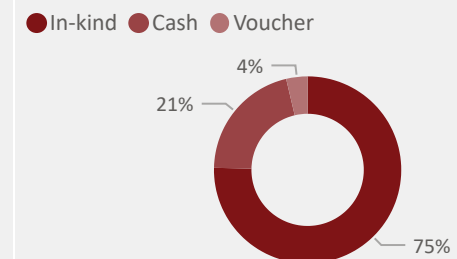
Individuals reached, by response type



Individuals reached, by response plan



Individuals reached, by modality



### Individuals and HH reached

992,626	795,072
Shelter (Ind)	Total HHs
1,591,709	80,076
Core NFI (Ind)	Total FHH
224,255	47,774
Summer NFI (Ind)	Total PWD
1,689,707	
Winter NFI (Ind)	

### Reporting month

Month	Download
January	<a href="#">Download</a>
February	<a href="#">Download</a>
March	<a href="#">Download</a>
April	<a href="#">Download</a>
May	<a href="#">Download</a>
June	<a href="#">Download</a>
July	<a href="#">Download</a>
August	<a href="#">Download</a>
September	<a href="#">Download</a>
October	<a href="#">Download</a>

Last updated  
7 December 2022

Hub

- NES
- Syria
- Turkey X-B

Organization type

- Non-UN agency
- UN agency

Governorate

- All

District

- All

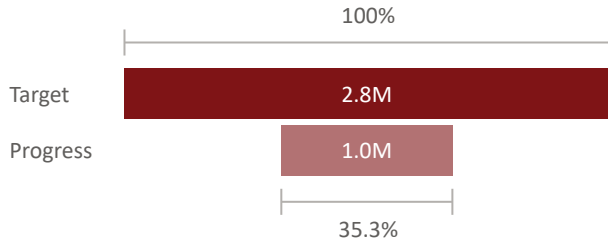
Sub-district

- All

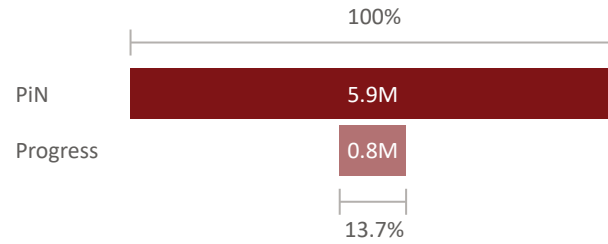
Location

- All

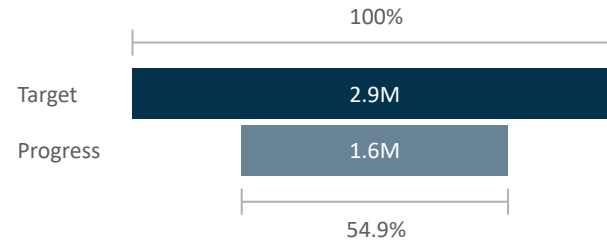
Shelter beneficiaries reached against HRP



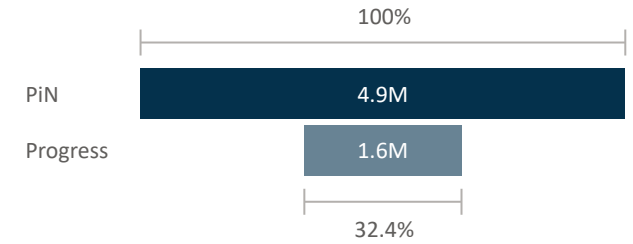
Shelter beneficiaries against PiN



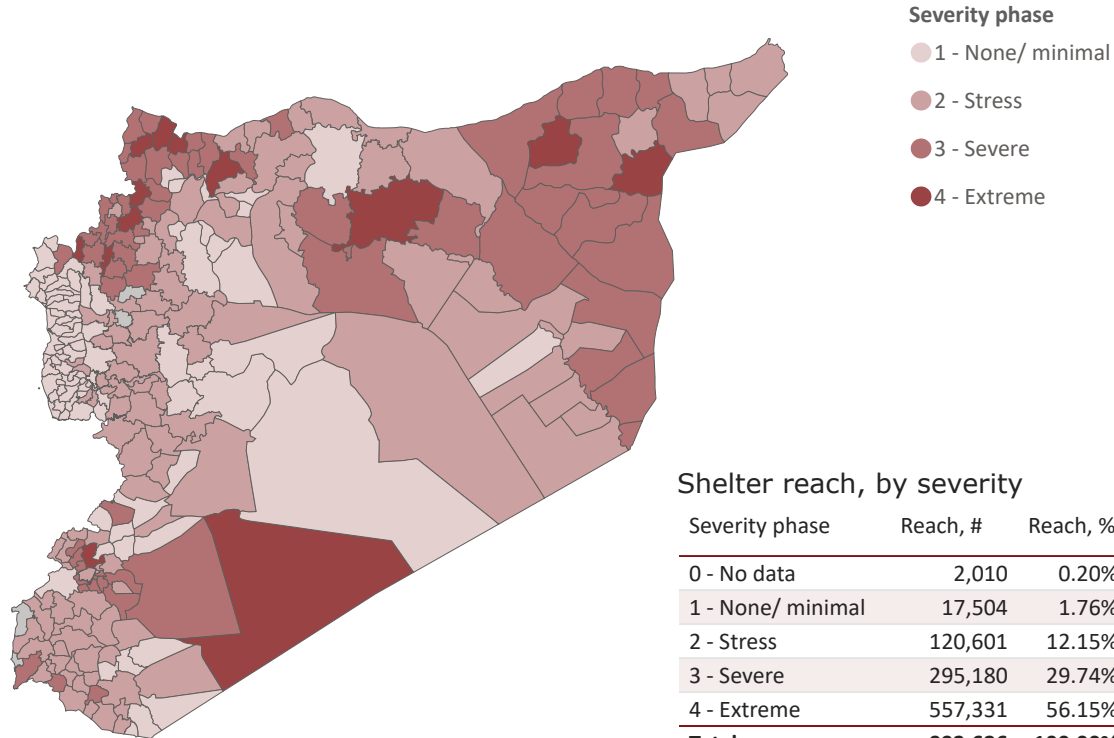
NFI beneficiaries reached against HRP



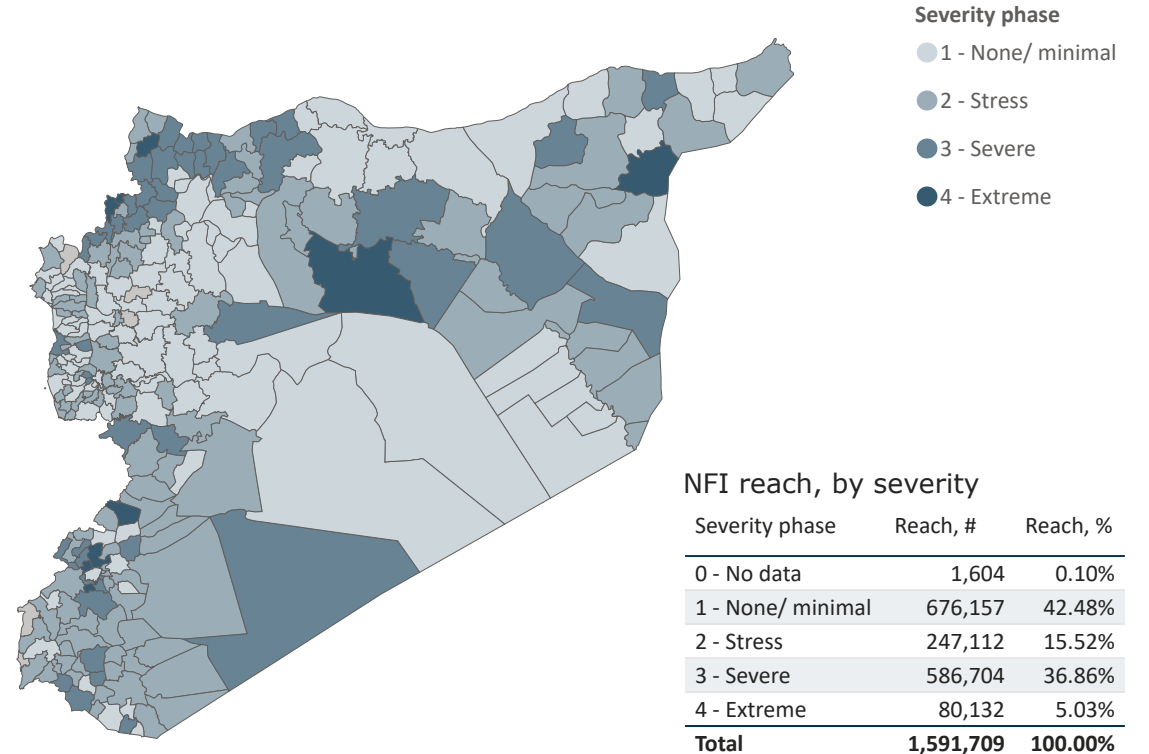
NFI beneficiaries against PiN



Shelter severity, by sub-district

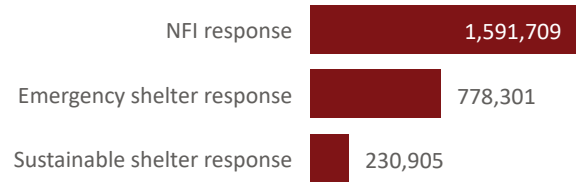


NFI severity, by sub-district

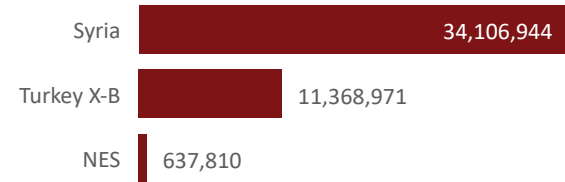


Hub: NES, Syria, Turkey X-B  
 Organization type: Non-UN agency, UN agency  
 Activity: All  
 Governorate: All  
 District: All  
 Sub-district: All  
 Location: All

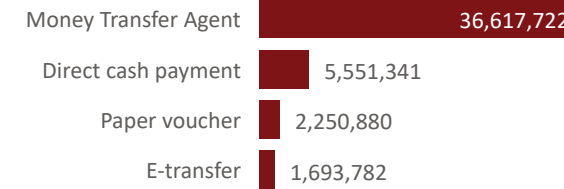
### HRP activity



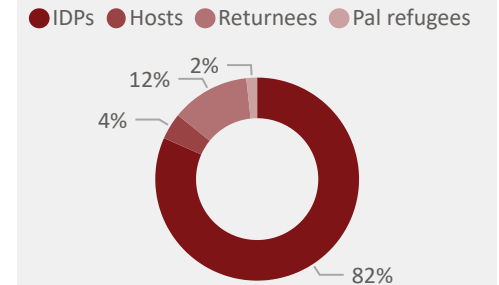
### Cash distribution (USD), by hub



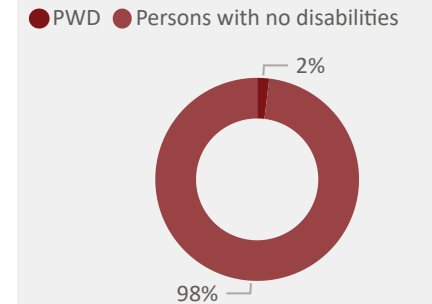
### Cash distribution (USD), by delivery mechanism



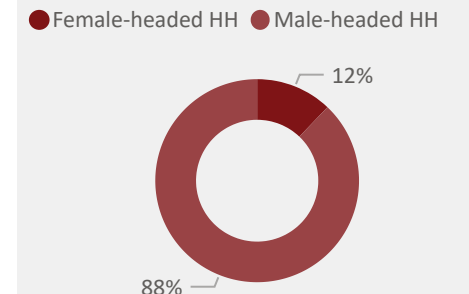
### Reach, by population type



### Reach, by PWD



### Reach, by female-headed HH



Response	January	February	March	April	May	June	July	August	September	October	Total
<b>NFI response</b>	<b>793,312</b>	<b>976,523</b>	<b>309,963</b>	<b>113,873</b>	<b>120,947</b>	<b>101,457</b>	<b>100,531</b>	<b>100,192</b>	<b>216,628</b>	<b>377,174</b>	<b>3,210,600</b>
1.1.1.1 Core NFIs	336,044	528,225	164,689	69,377	113,136	81,986	42,921	41,705	108,241	105,385	1,591,709
1.1.1.2 Seasonal/ supplementary NFIs	457,268	448,298	145,274	44,496	7,811	19,471	57,610	58,487	108,387	271,789	1,618,891
<b>Emergency shelter response</b>	<b>114,519</b>	<b>69,670</b>	<b>134,509</b>	<b>90,527</b>	<b>114,815</b>	<b>103,705</b>	<b>20,869</b>	<b>31,735</b>	<b>28,864</b>	<b>69,088</b>	<b>778,301</b>
1.2.1.1 Tent repair	1,509			130	104	10	67	290	9	13	2,132
1.2.1.2 Tent installation/ replacement	9,759	14,015	22,461	9,407	26,301	39,878	1,911	2,321	1,203	10,452	137,708
1.2.1.3 Emergency shelter kits/ material	12,250	18,121	38,990	38,063	47,651	1,077	747	3,925	736	1,355	162,915
1.2.1.4 Collective centres rehabilitation	81	2,575			290	232		135		195	3,508
1.2.2.1 Temporary/ transitional shelter	1,782	3,186	2,474	7,794	630	110	1,290	1,041	16,712	6,411	41,430
1.2.3.1 HH level improvements	701			8,707	36,244	15,908					61,560
1.2.3.2 Site level improvements/ infrastructure	79,129	27,348	64,146	26,426	3,595	45,695	16,136	22,737	10,204	50,662	346,078
1.2.3.3 Fire mitigation programming	9,308	4,425	6,438			795	718	1,286			22,970
<b>Sustainable shelter response</b>	<b>1,892</b>	<b>1,941</b>	<b>4,790</b>	<b>1,023</b>	<b>8,375</b>	<b>27,063</b>	<b>15,903</b>	<b>9,758</b>	<b>6,387</b>	<b>153,773</b>	<b>230,905</b>
2.1.1.1 Damaged/ unfinished housing rehabilitation	1,892	1,941	4,790	771	1,984	11,973	11,647	3,019	3,010	2,546	43,573
2.1.1.3 Tenure security agreements support							2,181	1,259	1,377	507	5,324
2.1.1.4 Damaged/ unfinished common area rehabilitation					391			60			451
2.1.2.1 Community infrastructure rehabilitation				252	6,000	15,090	2,075	5,420	2,000	150,720	181,557
<b>Total</b>	<b>909,723</b>	<b>1,048,134</b>	<b>449,262</b>	<b>205,423</b>	<b>244,137</b>	<b>232,225</b>	<b>137,303</b>	<b>141,685</b>	<b>251,879</b>	<b>600,035</b>	<b>4,219,806</b>

Hub

- NES
- Syria
- Turkey X-B

Organization type

- Non-UN agency
- UN agency

Activity

All

Governorate

All

District

All

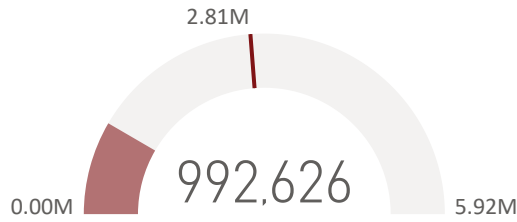
Sub-district

All

Location

All

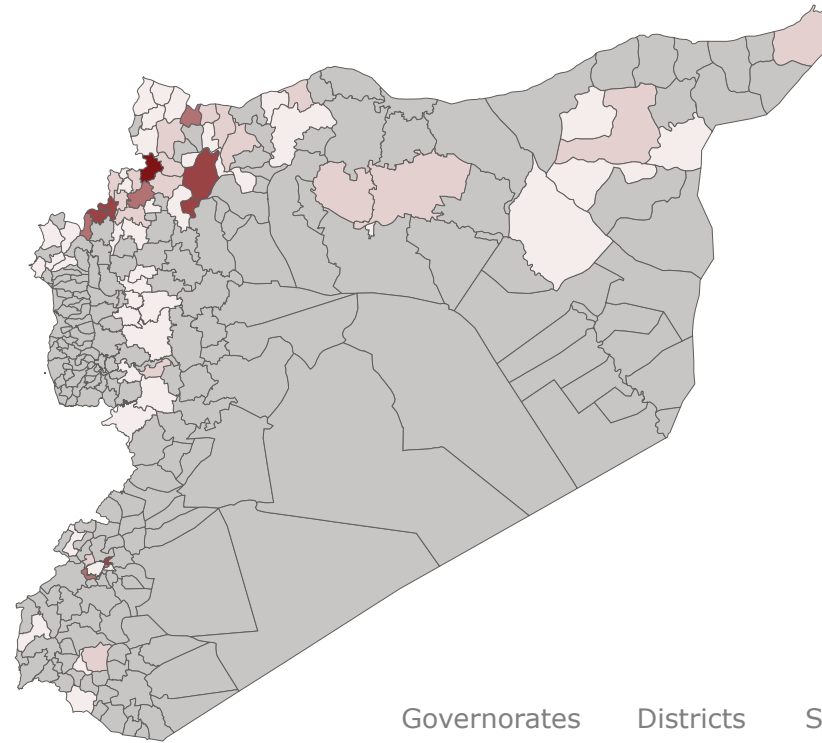
Individuals reached vs target vs PiN



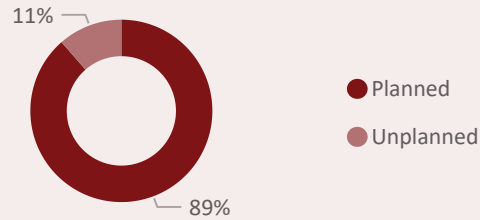
Shelter response

76	25,751
Tents repaired	Tent installed/ replaced
33,373	166
Shelter kits/ materials	Shelters not occupied
743	632,772
HLP supported	Cash/ voucher (USD)

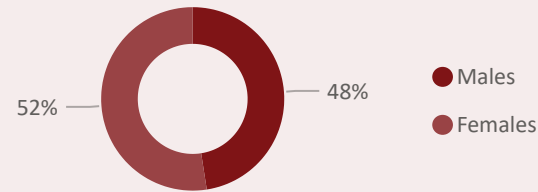
Individuals reached shelter response, by sub-district



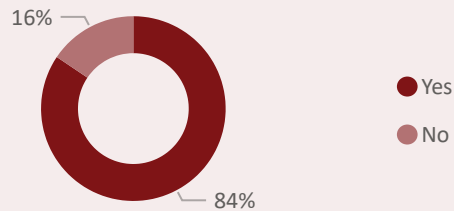
Individuals reached, by response type



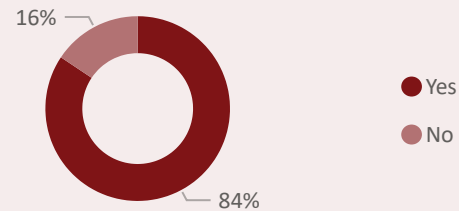
Individuals reached, by sex



Presence of female staff during distribution



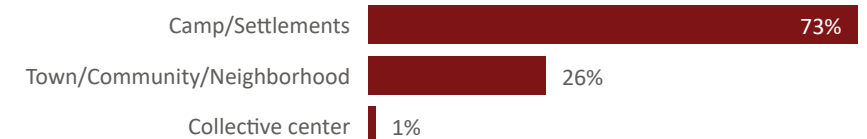
Privacy for females during intervention



Number of construction workers employed, by shelter activity and month

Activity category	January	February	March	April	May	June	July	August	September	October	Total
1.2.1/2/3 Emergency shelter response	1,235	568	1,260	1,268	1,712	1,132	440	875	1,553	904	10,947
2.1.1/2 Sustainable shelter response	149	167	359	3	112	107	94	197	341	544	2,073
<b>Total</b>	<b>1,384</b>	<b>735</b>	<b>1,619</b>	<b>1,271</b>	<b>1,824</b>	<b>1,239</b>	<b>534</b>	<b>1,072</b>	<b>1,894</b>	<b>1,448</b>	<b>13,020</b>

Individuals reached, by location type



Governorates: 12  
Districts: 31  
Sub-districts: 70  
Locations: 275

Hub

- NES
- Syria
- Turkey X-B

Organization type

- Non-UN agency
- UN agency

Activity

- All

Governorate

- All

District

- All

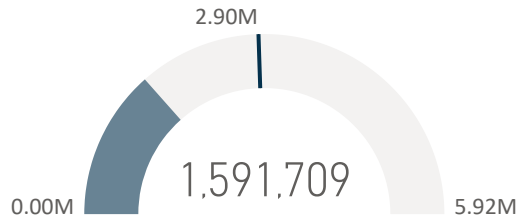
Sub-district

- All

Location

- All

Individuals reached vs target vs PiN

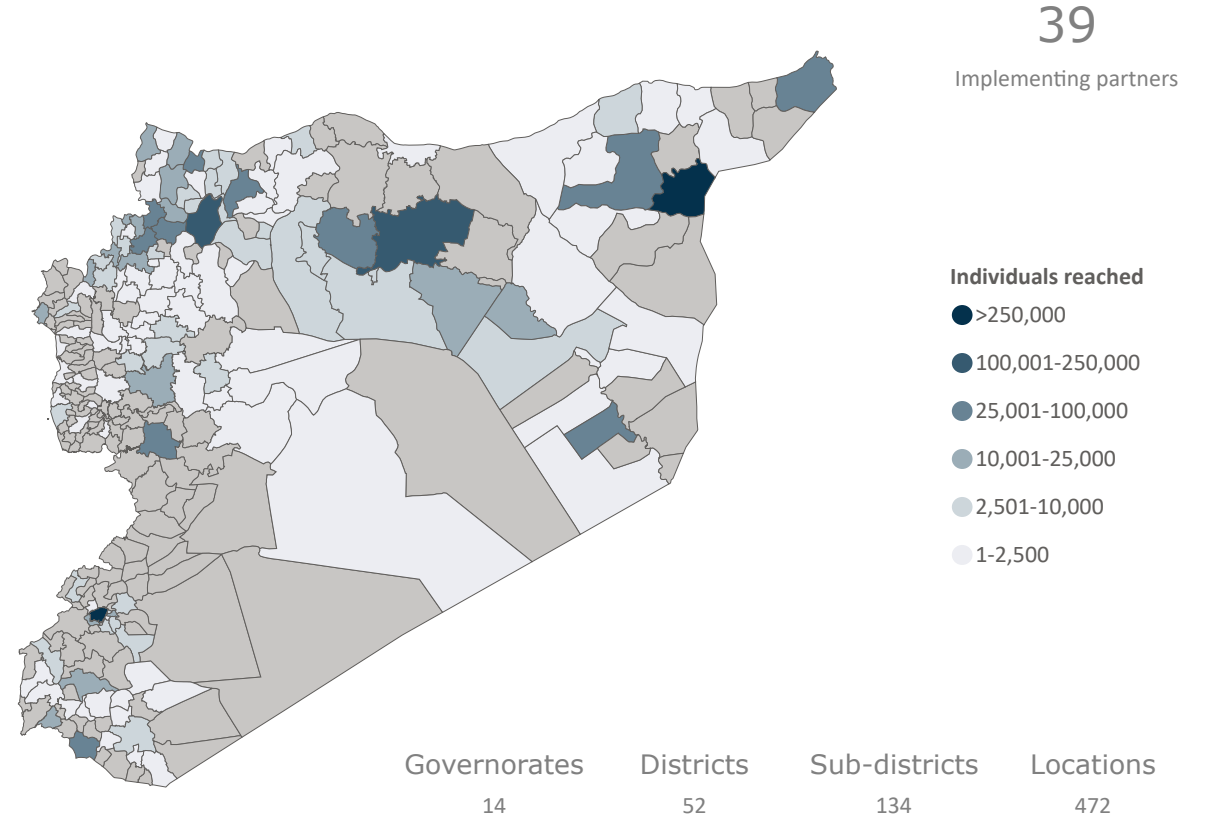


Core NFI

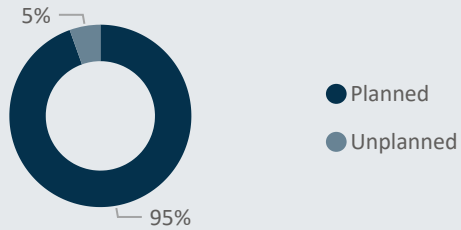
Core NFIs vary between the three hubs but usually include blankets, mattresses, plastic sheeting, kitchen sets, water jerry cans and solar lamps.

Please see the [Technical Guidance Note on Shelter and NFI kits \(Turkey X-B\)](#) as an example.

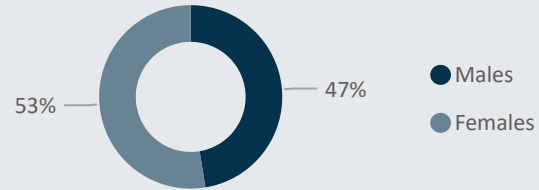
Individuals reached shelter response, by sub-district



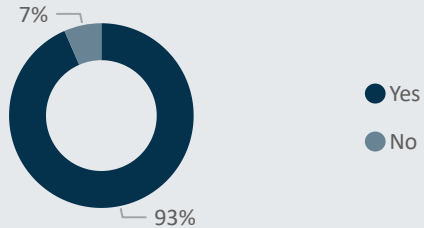
Individuals reached, by response type



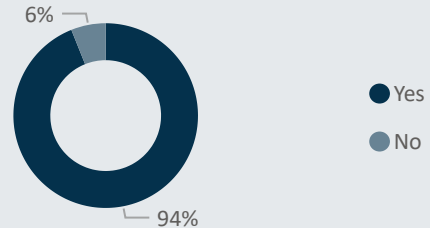
Individuals reached, by response type



Presence of female staff during distribution



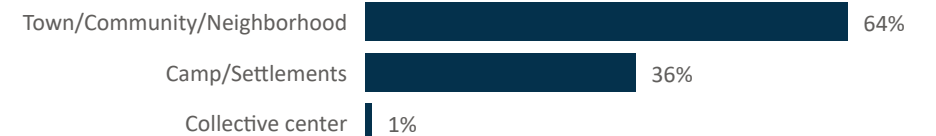
Separate lines during distribution



Number of NFI kits distributed, by month and selected kit

Selected NFI kits	January	February	March	April	May	June	July	August	September	October	Total
Core NFI kits	20,917	15,039	10,508	12,541	18,524	9,344	937	1,438	854	1,078	91,180
Kitchen sets	31,523	6,908	13,143	12,528	3,003	14,110	7,510	7,924	20,002	17,780	134,431
New arrival kits	79	30	29	15	2				6	190	351
Newborn kits	674	3,160	605	596	558	71	22	42	7	8	5,743

Individuals reached, by location type



Hub

- NES
- Syria
- Turkey X-B

Organization type

- Non-UN agency
- UN agency

Activity

All

Governorate

All

District

All

Sub-district

All

Location

All

1,689,707

Winter NFI (Ind)

285,109

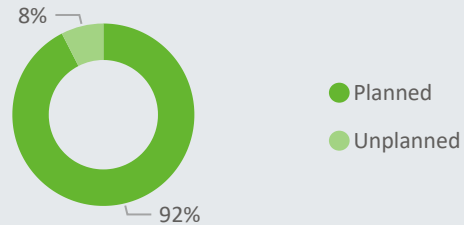
Summer NFI (Ind)

Individuals reached shelter response, by sub-district

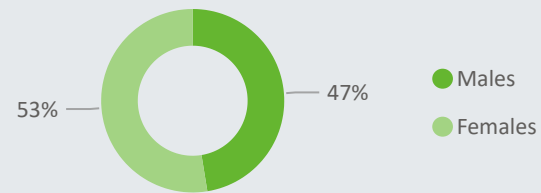
67

Implementing partners

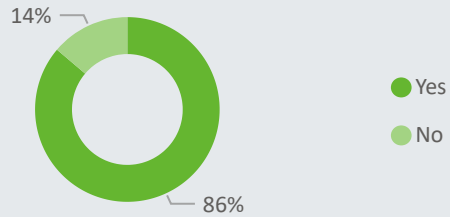
Individuals reached, by response type



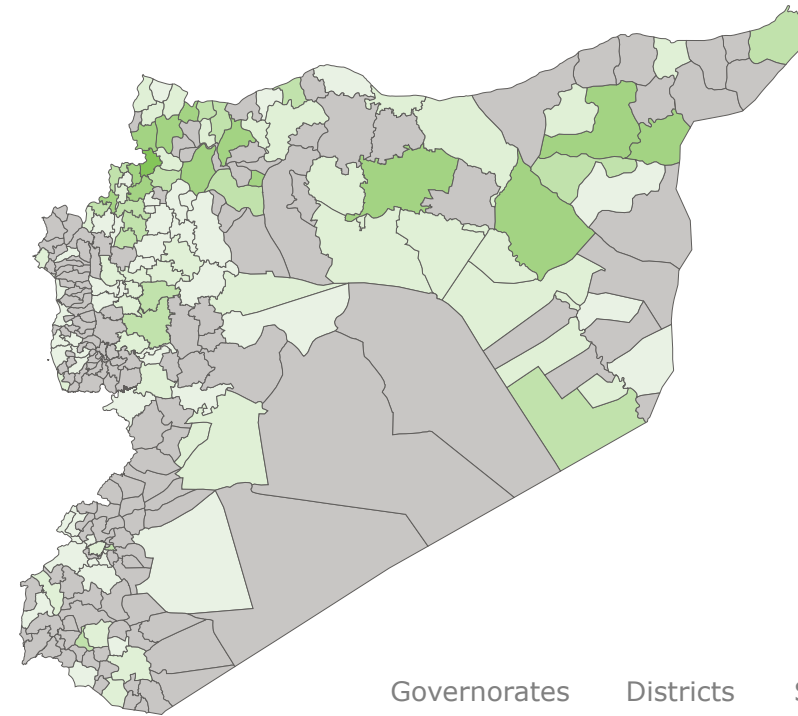
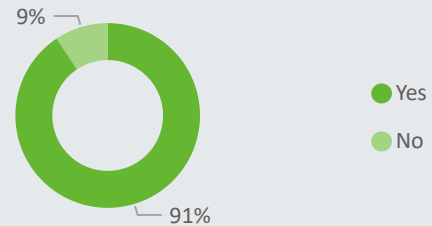
Individuals reached, by response type



Presence of female staff during distribution



Separate lines during distribution



Governorates: 14  
Districts: 49  
Sub-districts: 130  
Locations: 538

Number of seasonal NFI kits distributed, by month and selected kit

Selected NFI kits	January	February	March	April	May	June	July	August	September	October	Total
Clothing kits	40,768	55,015	28,896	4,113	3,980	1,568	43,778	498	350		178,966
Summer NFI kits						12	5,532	34,941	12,035	29,023	81,543
Winter NFI kits	6,307	10,962	0								17,269

Individuals reached, by location type

