

Sector:

Hub:

Organization type:

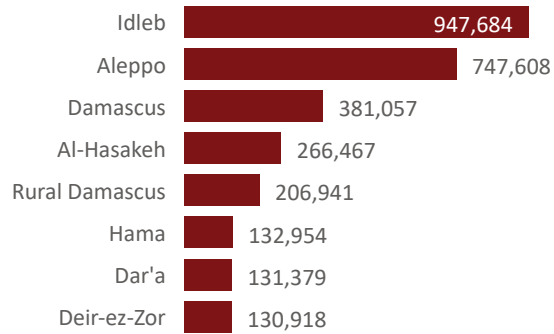
Governorate:

District:

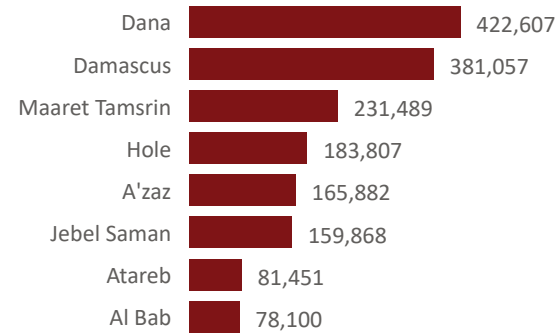
Sub-district:

Location:

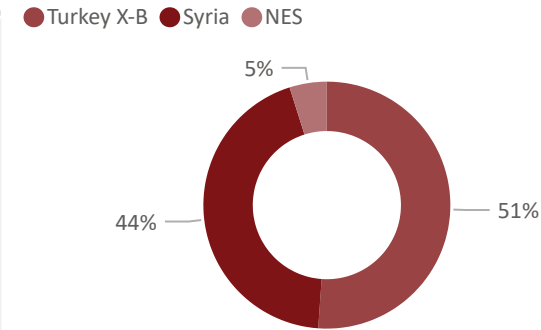
Individuals reached, by governorate



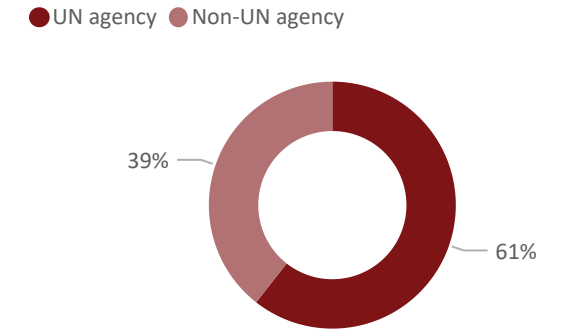
Individuals reached, by sub-district



Individuals reached, by Hub



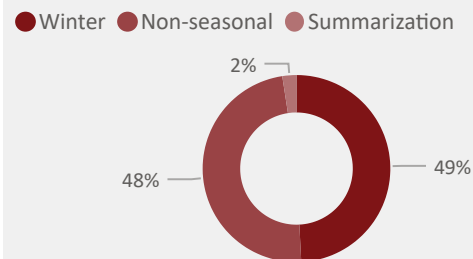
Individuals reached, by organization type



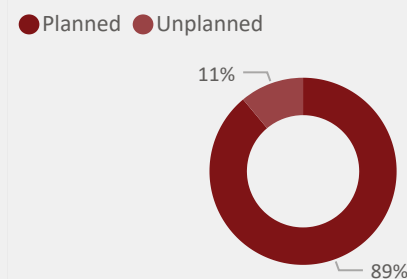
Individuals reached, by activity category and month

Activity category	January	February	March	April	May	June	July	August	September	October	November	December
1.1.1.1 Core NFIs	335,894	528,298	164,689	69,377	113,010	81,999	42,921	41,705	108,241	105,385	137,787	157,006
1.1.1.2 Seasonal/ supplementary NFIs	335,486	448,069	145,274	44,496	7,937	19,471	57,610	58,487	108,387	278,643	555,736	742,394
1.2.1/2/3 Emergency shelter response	105,984	69,893	133,936	89,201	113,805	102,424	21,040	30,344	27,988	56,496	139,324	56,403
2.1.1/2 Sustainable shelter response	7,589	1,941	5,363	2,377	9,385	23,744	16,178	11,742	6,966	32,300	109,519	191,831
2.1.3 Capacity training												1,490

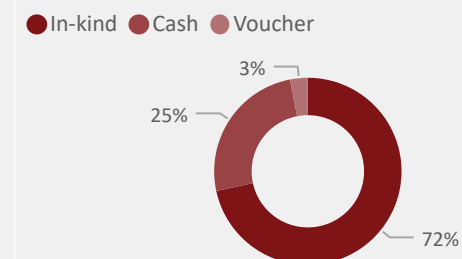
Individuals reached, by response type



Individuals reached, by response plan



Individuals reached, by modality



Individuals and HH reached

1,348,778	Shelter (Ind)
1,886,312	Core NFI (Ind)
225,337	Summer NFI (Ind)
2,862,225	Winter NFI (Ind)
1,122,442	Total HHs
121,015	Total FHH
83,955	Total PWD

Reporting month

Month	Download
January	Download
February	Download
March	Download
April	Download
May	Download
June	Download
July	Download
August	Download
September	Download
October	Download
November	Download
December	Download

Last updated: 13 February 2023

Hub

- NES
- Syria
- Turkey X-B

Organization type

- Non-UN agency
- UN agency

Governorate

- All

District

- All

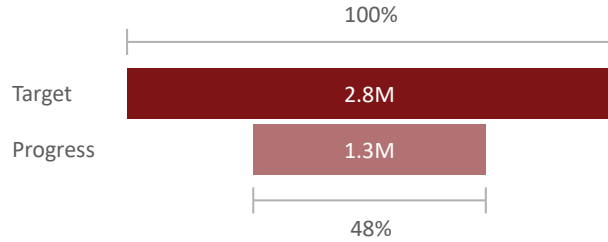
Sub-district

- All


Location

- All

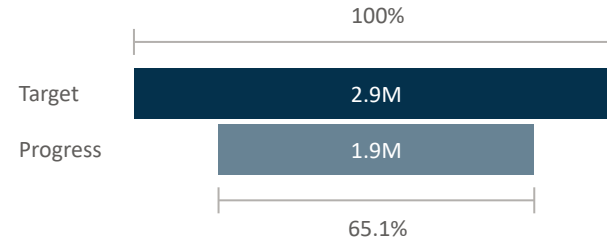
Shelter beneficiaries reached against HRP



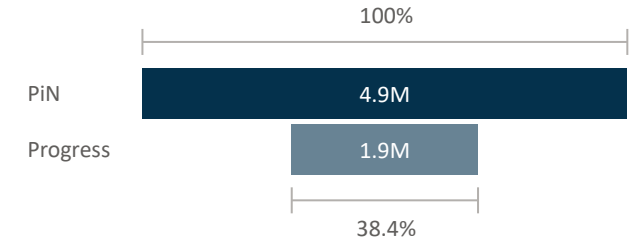
Shelter beneficiaries against PiN



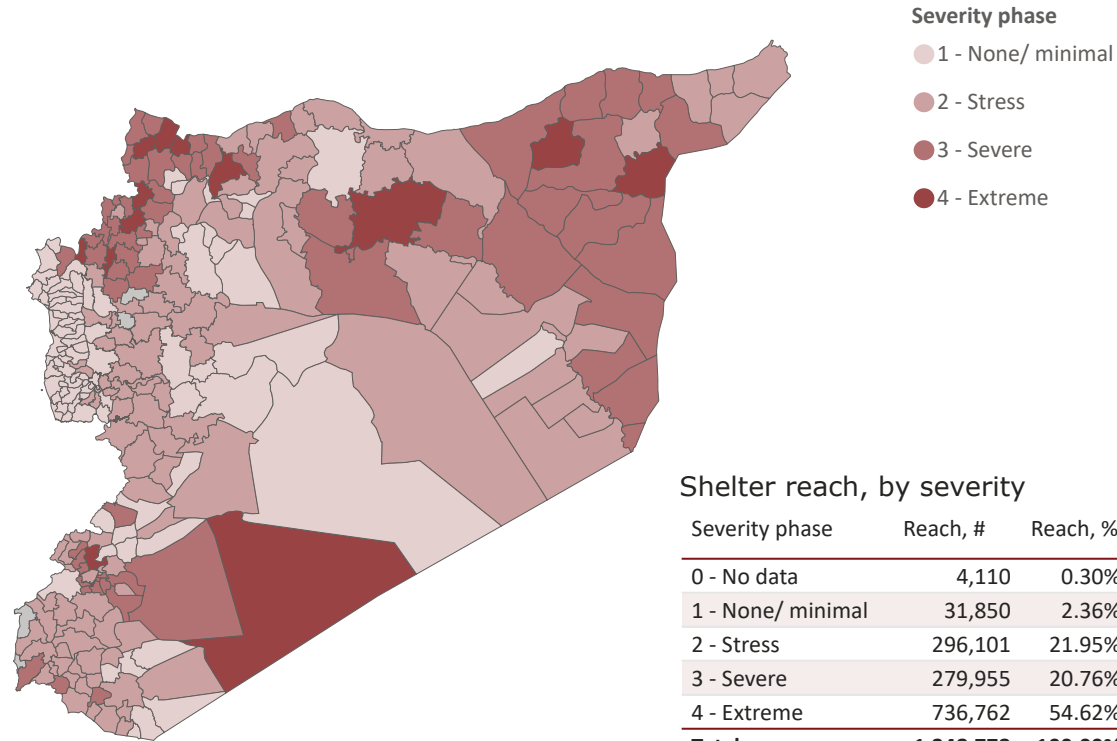
NFI beneficiaries reached against HRP



NFI beneficiaries against PiN



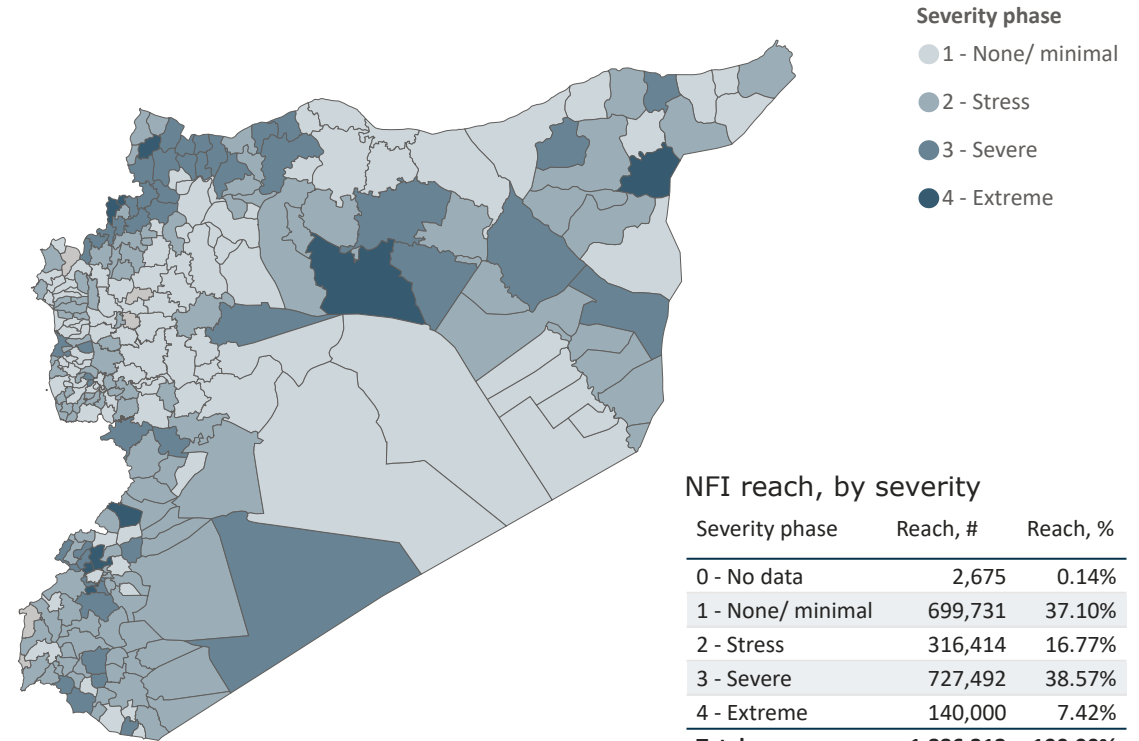
Shelter severity, by sub-district



Shelter reach, by severity

Severity phase	Reach, #	Reach, %
0 - No data	4,110	0.30%
1 - None/ minimal	31,850	2.36%
2 - Stress	296,101	21.95%
3 - Severe	279,955	20.76%
4 - Extreme	736,762	54.62%
Total	1,348,778	100.00%

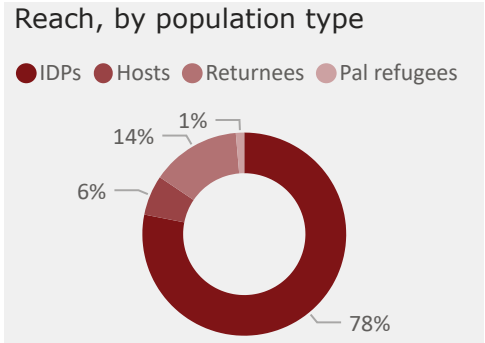
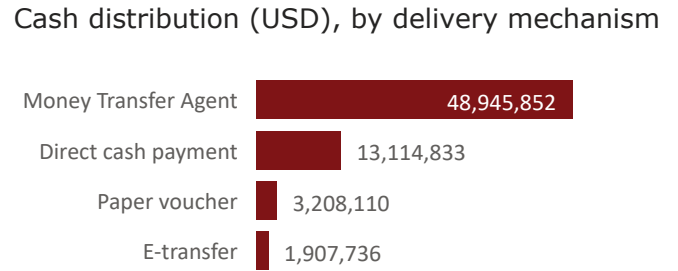
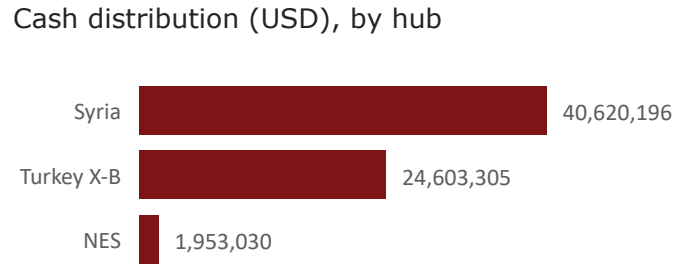
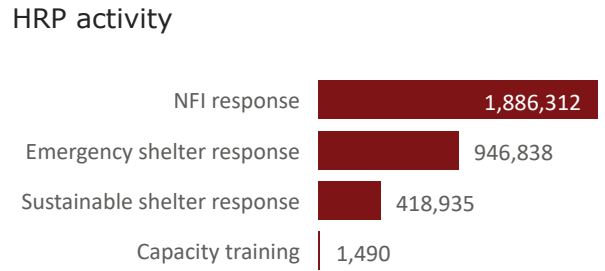
NFI severity, by sub-district



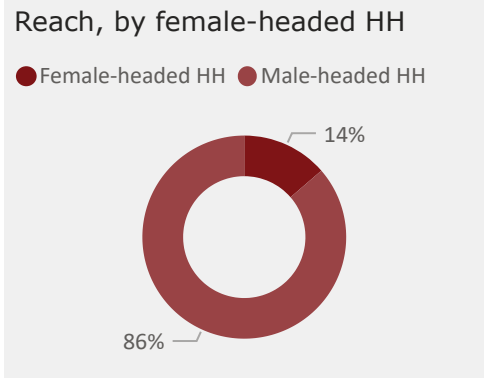
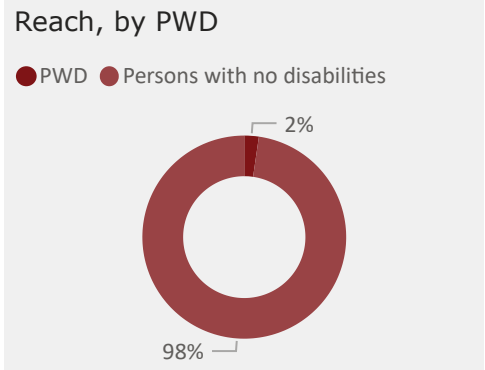
NFI reach, by severity

Severity phase	Reach, #	Reach, %
0 - No data	2,675	0.14%
1 - None/ minimal	699,731	37.10%
2 - Stress	316,414	16.77%
3 - Severe	727,492	38.57%
4 - Extreme	140,000	7.42%
Total	1,886,312	100.00%

Hub: NES Syria Turkey X-B
 Organization type: Non-UN agency UN agency
 Activity: All
 Governorate: All
 District: All
 Sub-district: All
 Location: All



Response	January	February	March	April	May	June	July	August	September	October	November	December	Total
NFI response	671,380	976,367	309,963	113,873	120,947	101,470	100,531	100,192	216,628	384,028	693,523	899,400	4,688,302
1.1.1.1 Core NFIs	335,894	528,298	164,689	69,377	113,010	81,999	42,921	41,705	108,241	105,385	137,787	157,006	1,886,312
1.1.1.2 Seasonal/ supplementary NFIs	335,486	448,069	145,274	44,496	7,937	19,471	57,610	58,487	108,387	278,643	555,736	742,394	2,801,990
Emergency shelter response	105,984	69,893	133,936	89,201	113,805	102,424	21,040	30,344	27,988	56,496	139,324	56,403	946,838
1.2.1.1 Tent repair	1,025			130	104	10	67	290	9	13			1,648
1.2.1.2 Tent installation/ replacement	9,328	14,160	22,461	9,435	26,301	39,878	1,911	2,473	1,203	10,452	8,290	7,692	153,584
1.2.1.3 Emergency shelter kits/ material	4,630	18,199	38,417	36,709	46,641	42		3,872		763		5,046	154,319
1.2.1.4 Collective centres rehabilitation	81	2,575			290	232	1,098	135		195	729	230	5,565
1.2.2.1 Temporary/ transitional shelter	1,782	3,186	2,474	7,794	630	110	1,290	1,041	16,712	6,411	9,080	18,316	68,826
1.2.3.1 HH level improvements	701			8,707	36,244	15,908					2,906		64,466
1.2.3.2 Site level improvements/ infrastructure	79,129	27,348	64,146	26,426	3,595	45,449	15,956	21,247	10,064	38,662	118,083	25,031	475,136
1.2.3.3 Fire mitigation programming	9,308	4,425	6,438			795	718	1,286			236	88	23,294
Sustainable shelter response	7,589	1,941	5,363	2,377	9,385	23,744	16,178	11,742	6,966	32,300	109,519	191,831	418,935
2.1.1.1 Damaged/ unfinished housing rehabilitation	7,132	1,791	4,563	2,125	3,385	8,408	11,742	3,073	3,449	1,793	18,100	32,465	98,026
2.1.1.3 Tenure security agreements support	457	150	800				2,181	1,259	1,377	507	1,333	554	8,618
2.1.1.4 Damaged/ unfinished common area rehabilitation								500			533	6,267	7,300
2.1.2.1 Community infrastructure rehabilitation				252	6,000	15,336	2,255	6,910	2,140	30,000	89,553	152,545	304,991
Capacity training												1,490	1,490
2.1.3.1 Capacity building of partners (shelter)												1,490	1,490
Total	784,953	1,048,201	449,262	205,451	244,137	227,638	137,749	142,278	251,582	472,824	942,366	1,149,124	6,055,565



Hub

- NES
- Syria
- Turkey X-B

Organization type

- Non-UN agency
- UN agency

Activity

All

Governorate

All

District

All

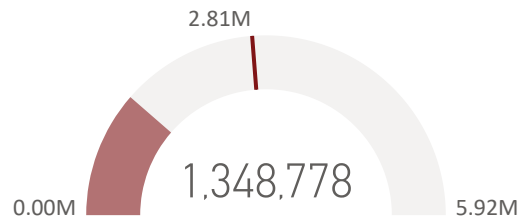
Sub-district

All

Location

All

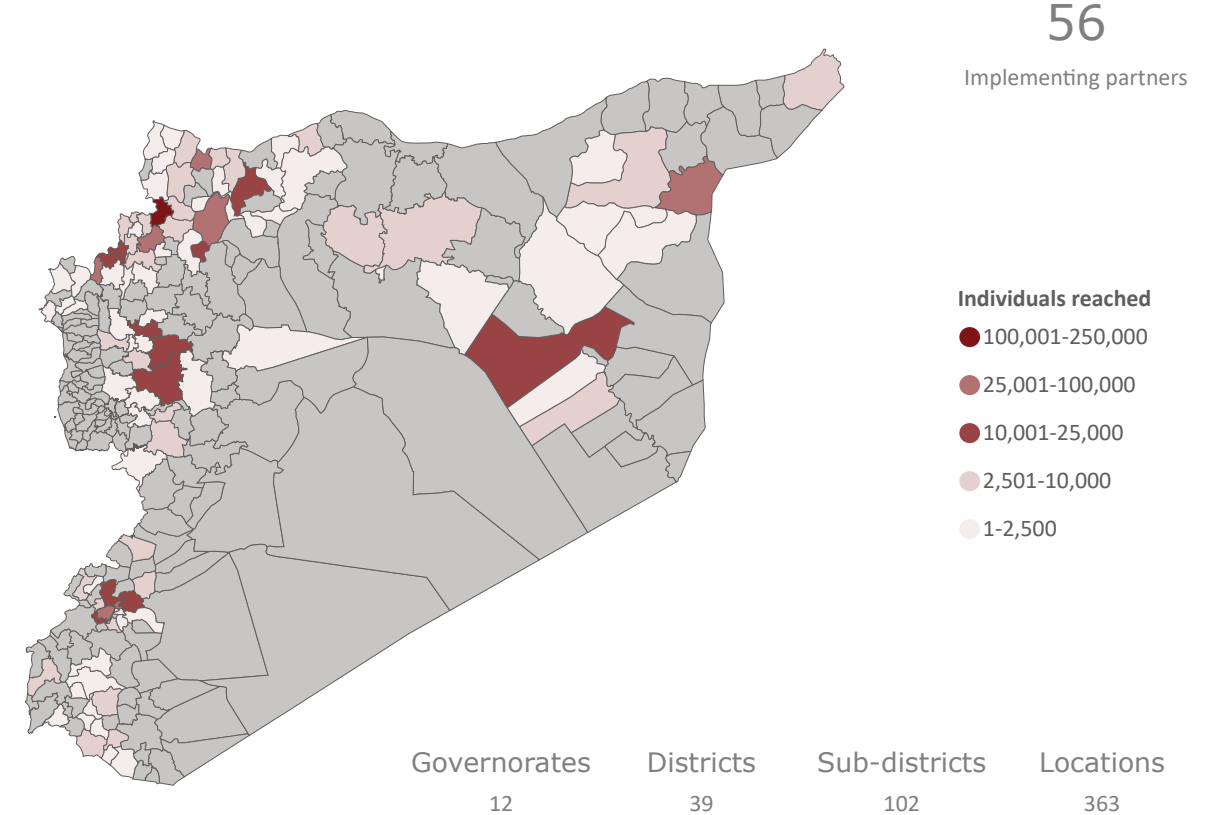
Individuals reached vs target vs PiN



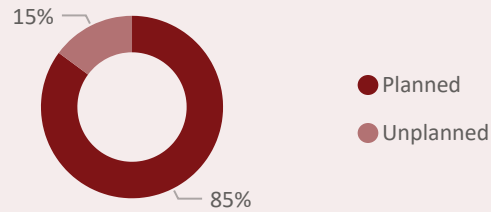
Shelter response

76	28,312
Tents repaired	Tent installed/ replaced
31,130	330
Shelter kits/ materials	Shelters not occupied
1,356	693,580
HLP supported	Cash/ voucher (USD)

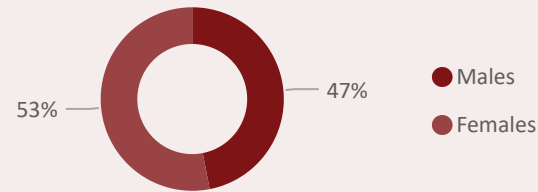
Individuals reached shelter response, by sub-district



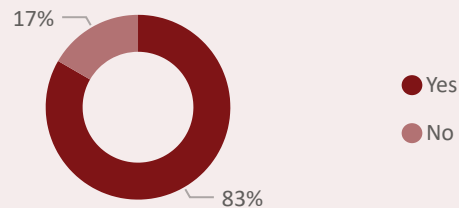
Individuals reached, by response type



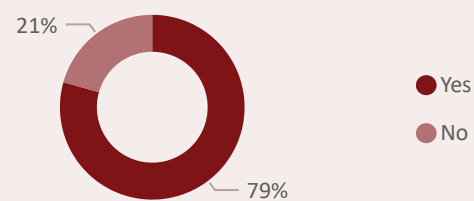
Individuals reached, by sex



Presence of female staff during distribution



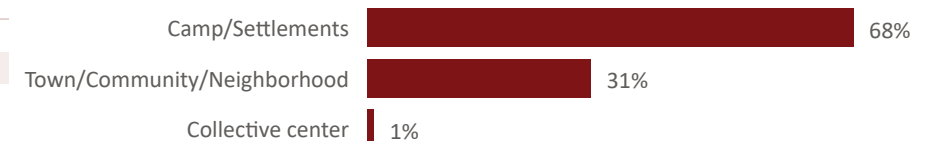
Privacy for females during intervention



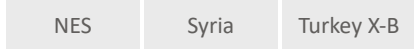
Number of construction workers employed, by shelter activity and month

Activity category	January	February	March	April	May	June	July	August	September	October	November	December	Total
1.2.1/2/3 Emergency shelter response	1,206	568	1,260	1,191	1,712	1,081	440	875	1,547	904	2,386	1,261	14,431
2.1.1/2 Sustainable shelter response	198	202	389	139	107	94	197	347	514	604	747	3,538	3,538
Total	1,404	770	1,649	1,191	1,851	1,188	534	1,072	1,894	1,418	2,990	2,008	17,969

Individuals reached, by location type



Hub



Organization type



Activity



Governorate



District



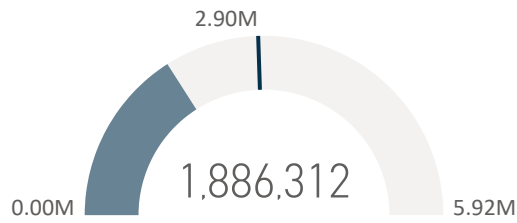
Sub-district



Location



Individuals reached vs target vs PiN

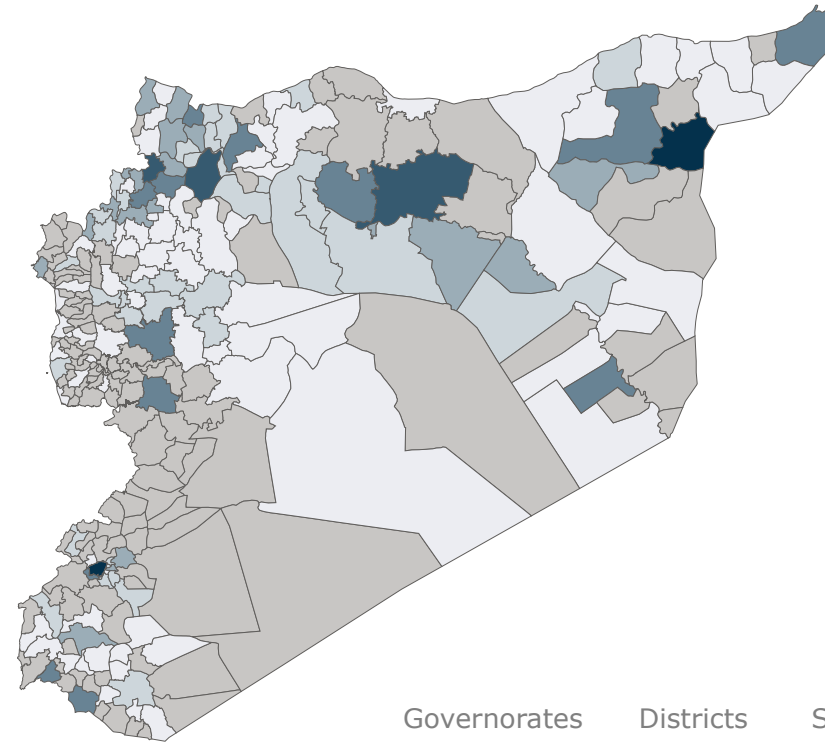


Core NFI

Core NFIs vary between the three hubs but usually include blankets, mattresses, plastic sheeting, kitchen sets, water jerry cans and solar lamps.

Please see the [Technical Guidance Note on Shelter and NFI kits \(Turkey X-B\)](#) as an example.

Individuals reached shelter response, by sub-district



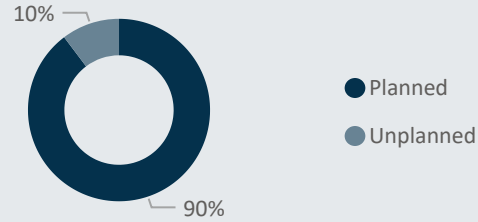
43

Implementing partners

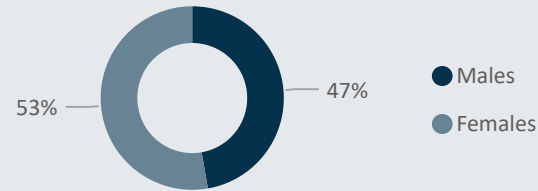
Individuals reached

- >250,000
- 100,001-250,000
- 25,001-100,000
- 10,001-25,000
- 2,501-10,000
- 1-2,500

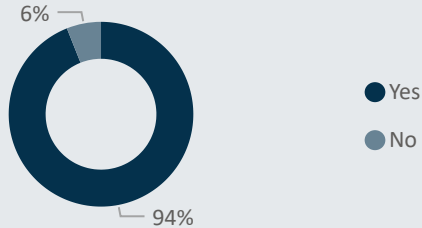
Individuals reached, by response type



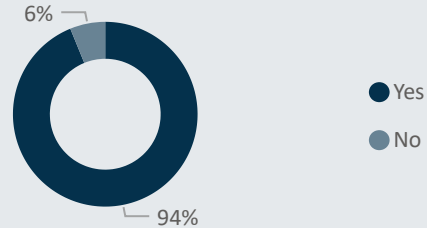
Individuals reached, by response type



Presence of female staff during distribution



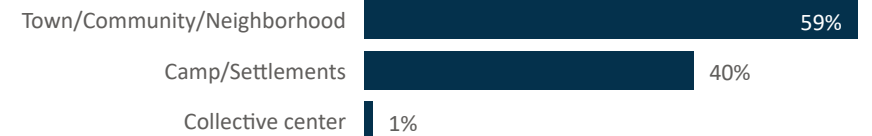
Separate lines during distribution



Number of NFI kits distributed, by month and selected kit

Selected NFI kits	January	February	March	April	May	June	July	August	September	October	November	December	Total
Core NFI kits	20,917	15,039	10,508	12,541	18,524	9,344	937	1,438	854	1,078	6,731	11,819	109,730
Kitchen sets	31,523	6,908	13,143	12,528	3,003	14,110	7,510	7,924	20,002	17,780	12,498	12,702	159,631
New arrival kits	79	30	29	15	2	4			6	190	1	106	462
Newborn kits	674	3,160	605	596	558	71	22	42	7	8	7		5,750

Individuals reached, by location type



Governorates 14
 Districts 52
 Sub-districts 141
 Locations 521

Hub

- NES
- Syria
- Turkey X-B

Organization type

- Non-UN agency
- UN agency

Activity

All

Governorate

All

District

All

Sub-district

All

Location

All

2,862,225

Winter NFI (Ind)

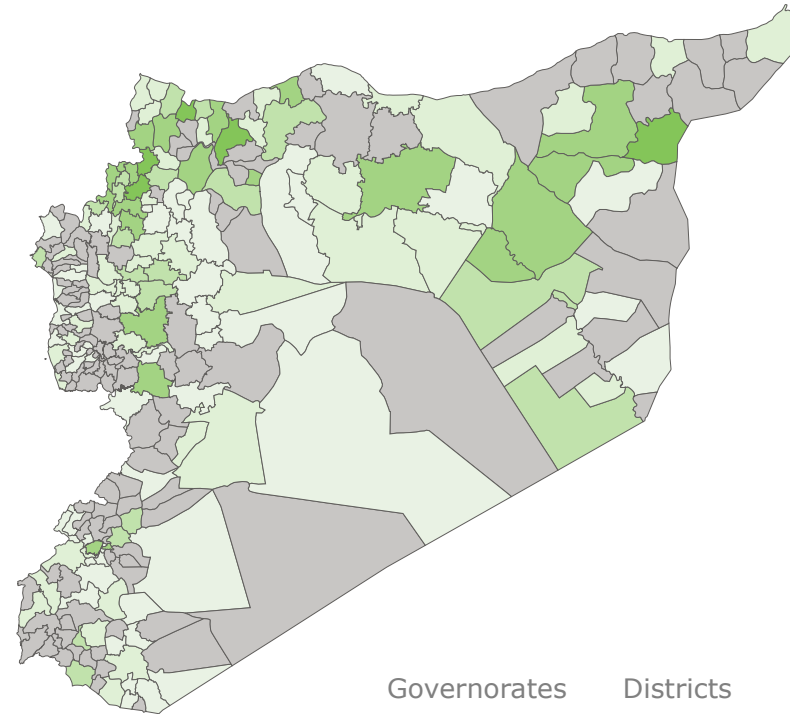
286,409

Summer NFI (Ind)

Individuals reached shelter response, by sub-district

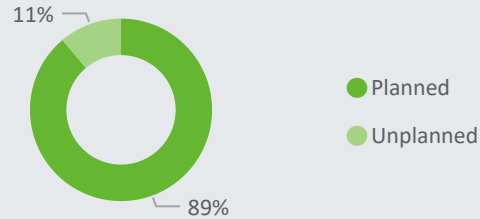
73

Implementing partners

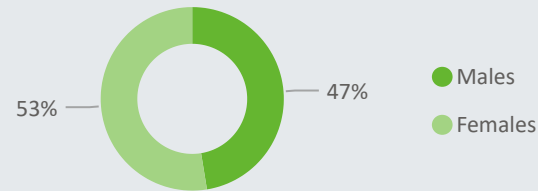


Governorates: 14
Districts: 55
Sub-districts: 151
Locations: 742

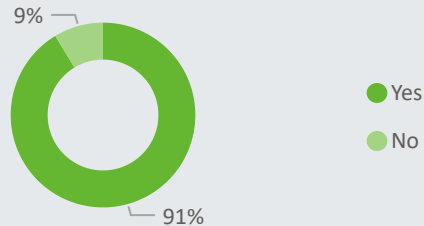
Individuals reached, by response type



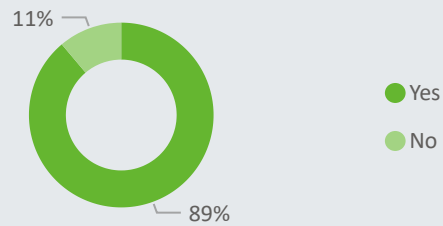
Individuals reached, by response type



Presence of female staff during distribution



Separate lines during distribution



Number of seasonal NFI kits distributed, by month and selected kit

Selected NFI kits	January	February	March	April	May	June	July	August	September	October	November	December	Total
Clothing kits	45,222	55,351	28,896	4,113	3,980	1,568	43,778	498	350		31,428	59,890	275,074
Summer NFI kits						12	5,532	34,941	12,035	29,023	1,232	782	83,557
Winter NFI kits	6,307	10,962	0									8,674	25,943

Individuals reached, by location type

