

Shelter Sector Türkiye

Earthquake Response

21 February 2023



Shelter Sector Türkiye
ShelterCluster.org
Coordinating Humanitarian Shelter



Agenda



- Situation update
- Assessments
- Response
- Observations from the field: ongoing and planned response; needs; constraints; achievements.
- AOB




Shelter Sector Türkiye
ShelterCluster.org
Coordinating Humanitarian Shelter

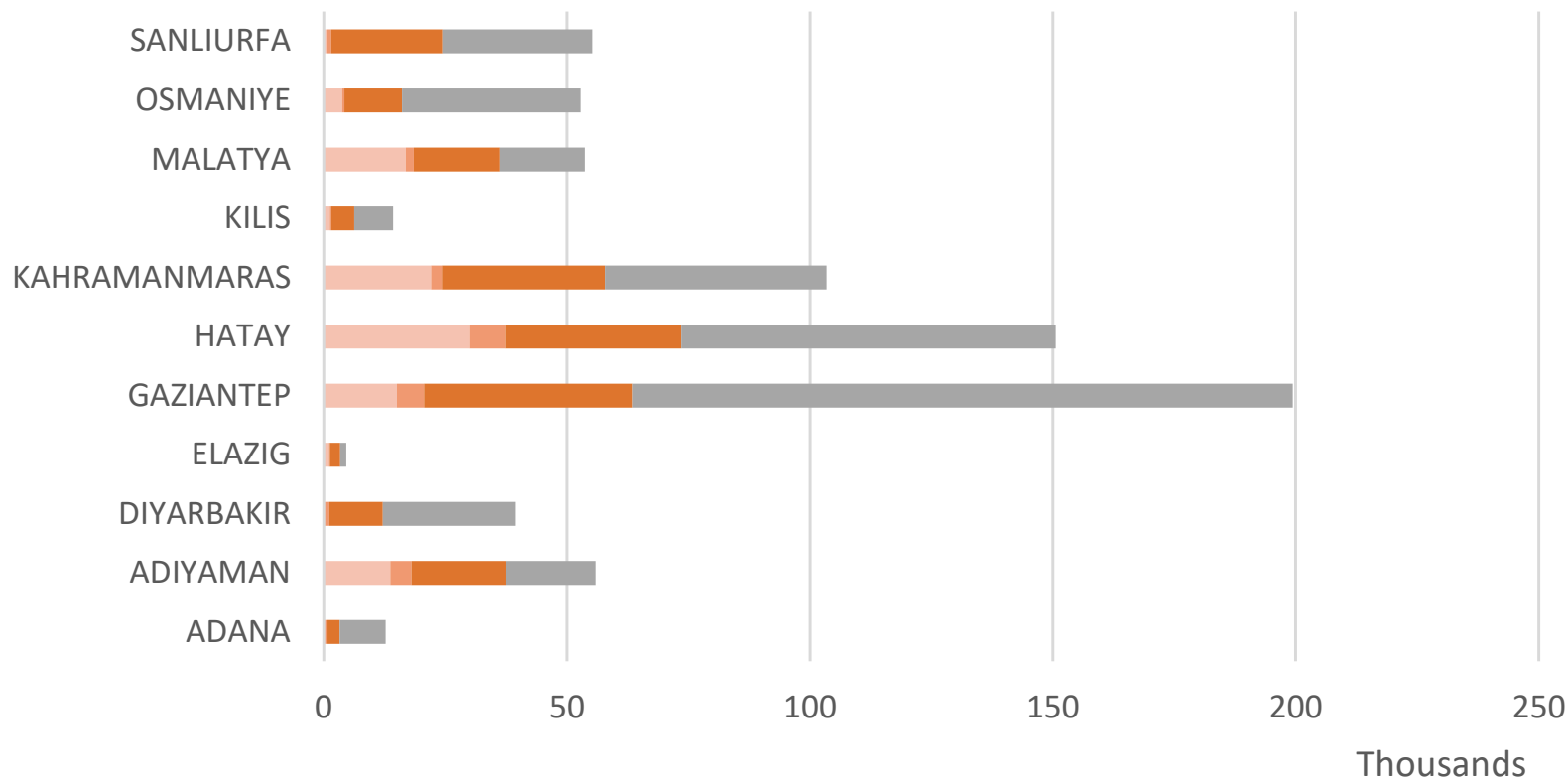


Situation update

- 41,020 deaths
- Rapid Damage Assessment carried out in 3,273,605 independent units, in 830,783 buildings in earthquake zone (19/02)
- 384,545 independent units in 105,794 buildings destroyed
- 133,575 independent units in 24,464 buildings moderately damaged
- 1,091,720 independent units in 205,086 buildings slightly damaged
- 254,111 independent units in 87,653 buildings could not be assessed (locked)



Assessed Buildings (19-02-2023)



■ Severly Damaged and demolished
 ■ Moderately damaged
 ■ Slightly damaged
 ■ Undamaged

Source of data:



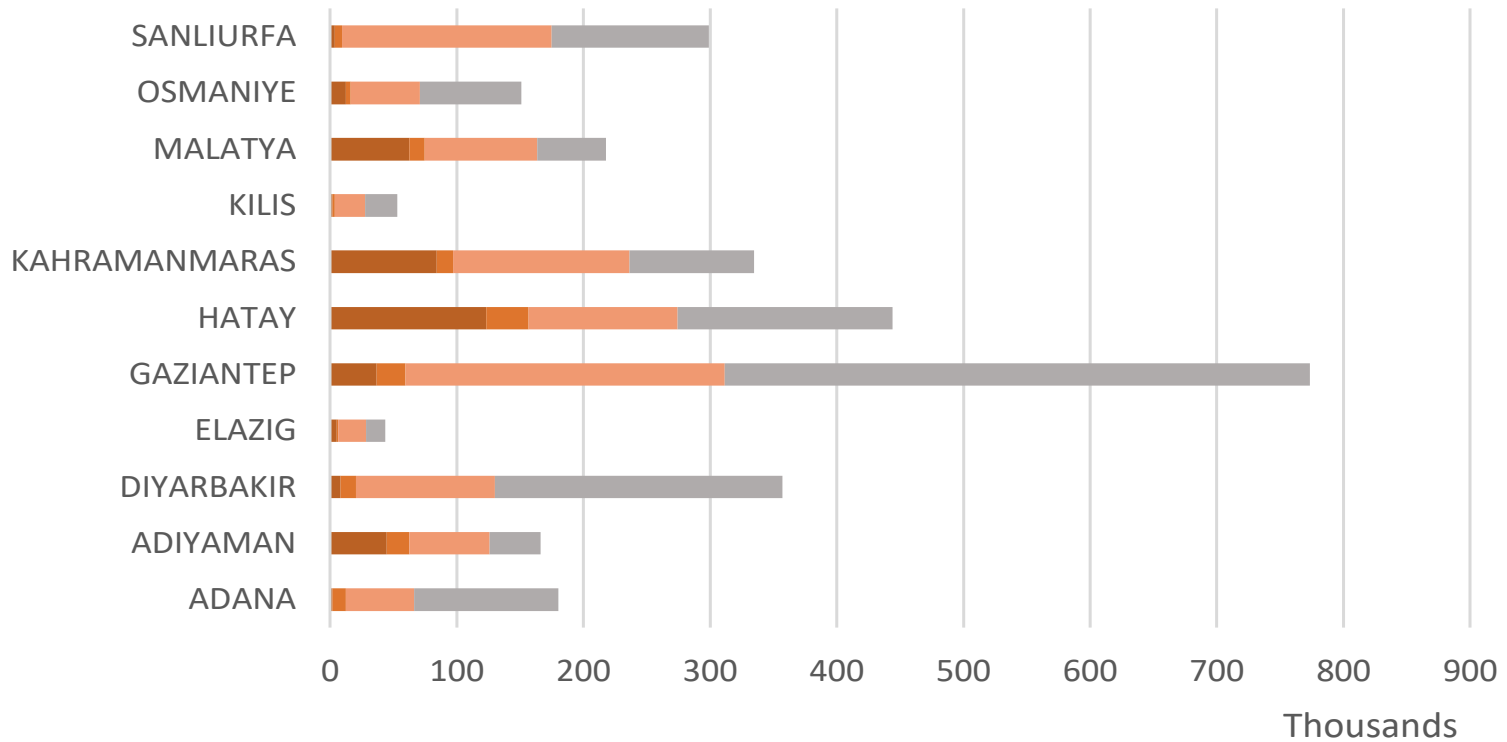
REPUBLIC OF TÜRKİYE
 MINISTRY OF ENVIRONMENT,
 URBANIZATION AND CLIMATE CHANGE



Shelter Sector Türkiye
 ShelterCluster.org
 Coordinating Humanitarian Shelter



Assessed Apartments/Units (19-02-2023)

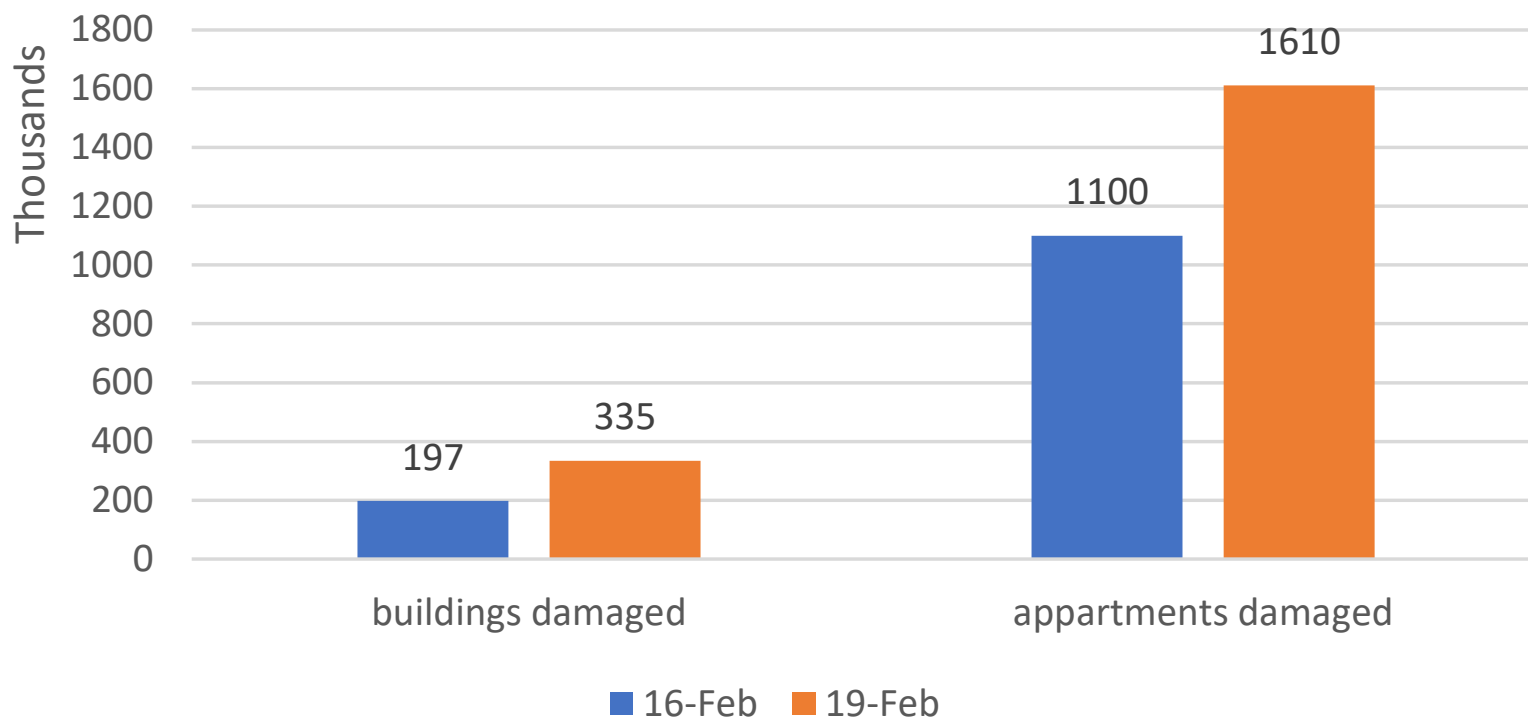


■ Severly Damaged and demolished
 ■ Moderately damaged
 ■ Slightly damaged
 ■ Undamaged

Source of data:



Change in total number of damaged buildings/appartments



Source of data:



REPUBLIC OF TÜRKİYE
MINISTRY OF ENVIRONMENT,
URBANIZATION AND CLIMATE CHANGE



Shelter Sector Türkiye
ShelterCluster.org
Coordinating Humanitarian Shelter



Joint inter-agency assessment

Multi-sectoral Initial Rapid Assessment (MIRA)

Considerations & limitations

- Only questions should be asked that are feasible for a representative of the community to answer for their area of knowledge
- Findings will be indicative only of the situation regarding impact, needs, and severity
- Data will be collected at admin3 but findings will be aggregated up to admin2 or admin1 depending on coverage success/sample size
- Sampling will be purposive
 - we define the areas to be assessed (10 provinces, urban & rural communities) which will be coordinated and done out of convenience
 - Key informant types are selected purposively who are knowledgeable to speak on their area of knowledge (not out of convenience, nor random)

Methodology



Inter-Agency
Coordination
Türkiye



Indications from data collected so far (226 submissions)

- Data collection still ongoing, only some intermediary results based on raw data (no weighting, no proper analysis).
- Shelter is the highest priority need. NFI's the fourth. [In this district what are the three highest priority needs of the population affected by the disaster?]
- On average 28% of the houses inhabitable. [Approximately what percentage of houses / private dwellings have been damaged or destroyed in the district?]
- Displaced living mentioned in tents – 54%, host families – 54%, temporary accommodation centres – 35%, public buildings – 31%, outside – 15%. [Where do displaced persons live? Multiple select]
- Top shelter needs and challenges are additional tents, cash, not enough shelters, not enough space in shelters, no bathing facilities.

Response



- 386.874 tents dispatched (216,166 AFAD tents set up in the region)
- 3.3 million blankets dispatched
- **OCHA 3W :**
<https://ee.humanitarianresponse.info/x/J8ULy2qM>



Shelter Sector Türkiye
ShelterCluster.org
Coordinating Humanitarian Shelter



Overview of the government cash support



Three types of cash assistance to meet shelter needs:

- Basic needs (10,000 TRY/ ~500 USD)
- Relocation/move (15,000 TRY/ ~750 USD)
- Temporary accommodation (rental support)

	instalment amount	month	total	house condition	condition/details
Homeowners	5,000 TRY /~250 USD	12	60,000	destroyed, to be demolished, heavy damage and medium damage	ID check, cadastral/deed check, damage report from ministry
Renters	2,000 TRY / ~100 USD	12	24,000		ID check, cadastral/deed check, damage report from ministry, registration at that address

Rental support FAQs and clarifications

- If you want to receive a container, not eligible for rental support, only relocation support
- Married and lived in a house owned by parents → owner
- Divorced and lived in a house owned by parents → owner
- Single and lived in a house owned by parents → renter
- Lived in a house owned by grandparents → renter

More details and FAQ can be found at [AYDES - Afet Yönetimi ve Karar Destek Sistemi](#)



Speed to restore normally after an earthquake

	USA Northridge 1994	Iran Bam 2003	Thailand Indian Ocean 2004	Pakistan Kashmir 2005	China Wenchuan 2008	Italy L'Aquila 2009	Chile Maule 2010	NZ Christ- church 2011	Japan Tohoku 2011	Turkey Van 2011
Speed (years to recover)										
Access restored	<1	1	1	1	<1	<1	<1	<1	<1	<1
Temp housing cleared	<1	4	2	4	<1	>7	2	<1	5	<1
Rehousing	2	8	2	10	2	>7	4	5	9	2
Schooling	<1	2	<1	2	<1	<1	<1	<1	<1	<1
Restore livelihoods	1	20	3	4	1	>7	2	1	5	5
Speed (years to restore to normality)	2	25	5	15	5	20	5	10	12	5

Platt, Stephen. (2018). Factors Affecting the Speed and Quality of Post-Disaster Recovery and Resilience. 10.1007/978-3-319-62099-2_19.

**Please share your
feedback at:**

[Shelter Sector Türkiye post
meeting survey](#)



Shelter Sector Türkiye
ShelterCluster.org
Coordinating Humanitarian Shelter

