

**Sector:** NFI Shelter

**Hub:** Syria NWS XB NES

**Organization type:** Non-UN agency UN agency

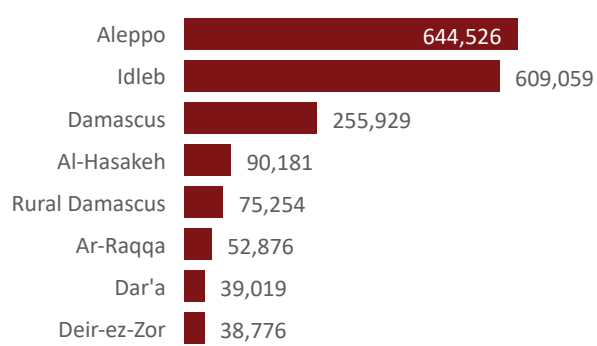
**Support type:** Assisted Reached

**Governorate:** All

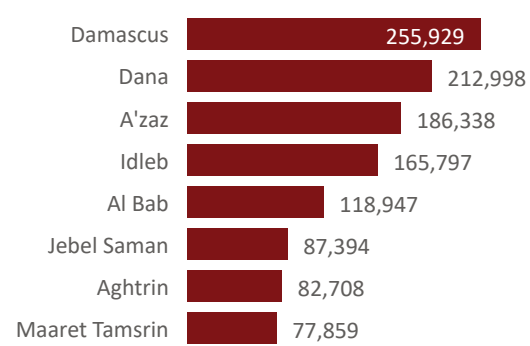
**Subdistrict:** All

**Reporting month:** All

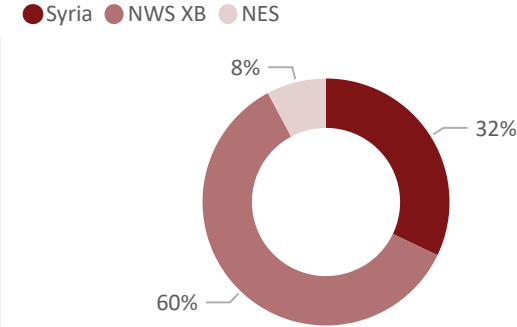
Individuals supported, by governorate



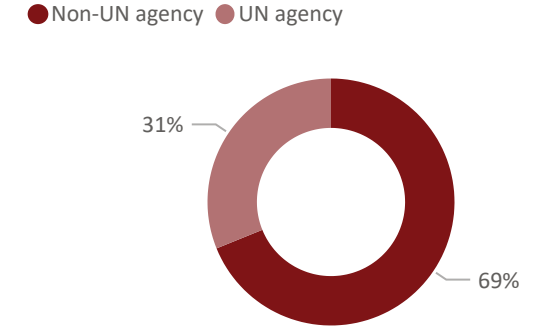
Individuals supported, by subdistrict



Individuals supported, by hub



Individuals supported, by organization type



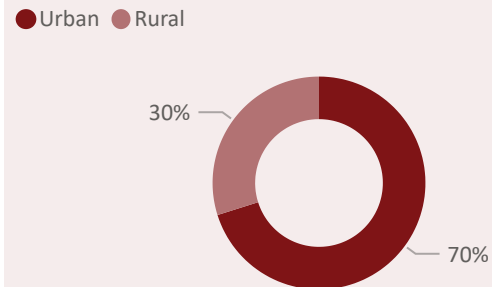
### Individuals and HH supported

104,223	19,805
Shelter (ind)	Shelter (HH)
592,078	100,411
Core NFI (ind)	Core NFI (HH)
1,414,920	325,522
Winter NFI (ind)	Winter NFI (HH)
25,060	57,688
Total SNFI PWD	Total SNFI FHH

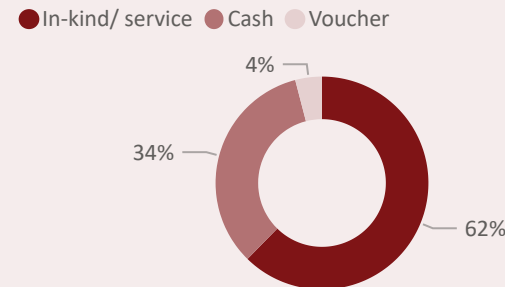
### Monthly supported individuals (non-unique), by activity category

Activity category	January	February	March
1.1.1.1 Core NFIs	494,294	14,922	82,862
1.1.1.2 Winter NFIs	470,698	384,145	560,077
1.2.1/2/3 Emergency shelter response	25,122	10,185	41,992
2.1.1/2 Sustainable shelter response	2,312	25,267	463
2.1.3 Capacity training		21	

### Individuals supported, by response plan



### Individuals supported, by response plan



### Whole of Syria Coordination Team

**Coordinator:**  
 Bobbie Baker  
 bakerb@unhcr.org

**Coordination Support Officer:**  
 Rahul Doddi  
 doddi@unhcr.org

**IM Officer:**  
 Samir Kheir  
 kheir@unhcr.org

[Whole of Syria Shelter and NFI Sector](#)

### Reporting month

Month	Download
January	<a href="#">Download</a>
February	<a href="#">Download</a>
March	<a href="#">Download</a>

### Last updated

5 July 2023

Hub

- Syria
- NWS XB
- NES

Organization type

- Non-UN agency
- UN agency

Governorate

- All

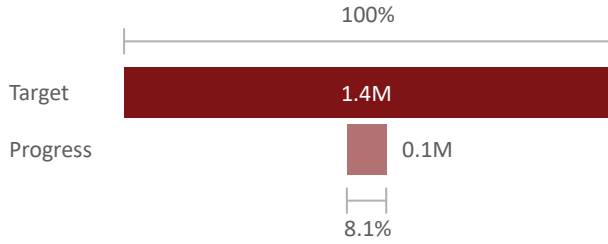
Subdistrict

- All

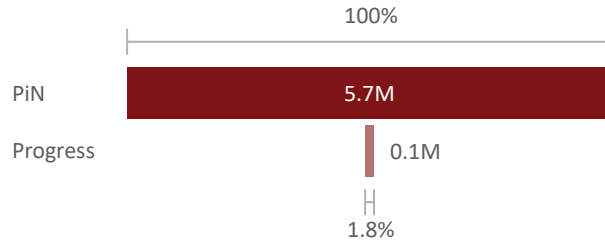
Reporting month

- All

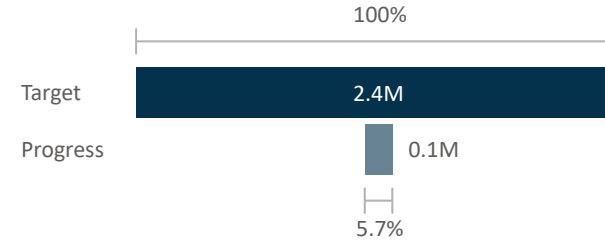
Shelter reach vs HRP target (individuals)



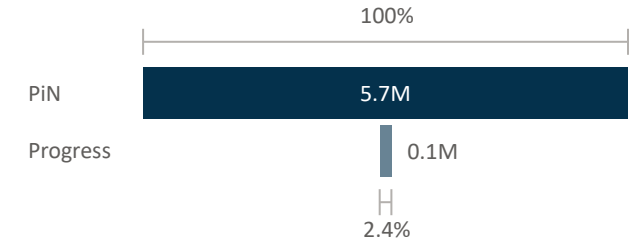
Shelter reach vs PiN (individuals)



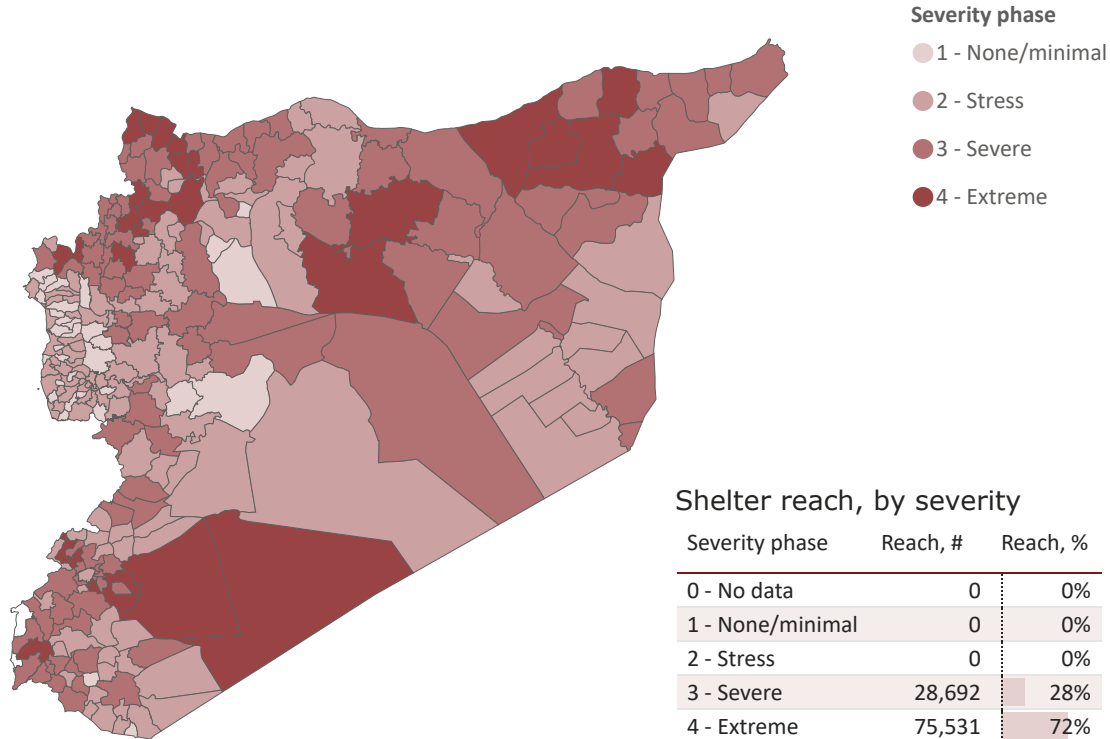
Core NFI reach vs HRP target (individuals)



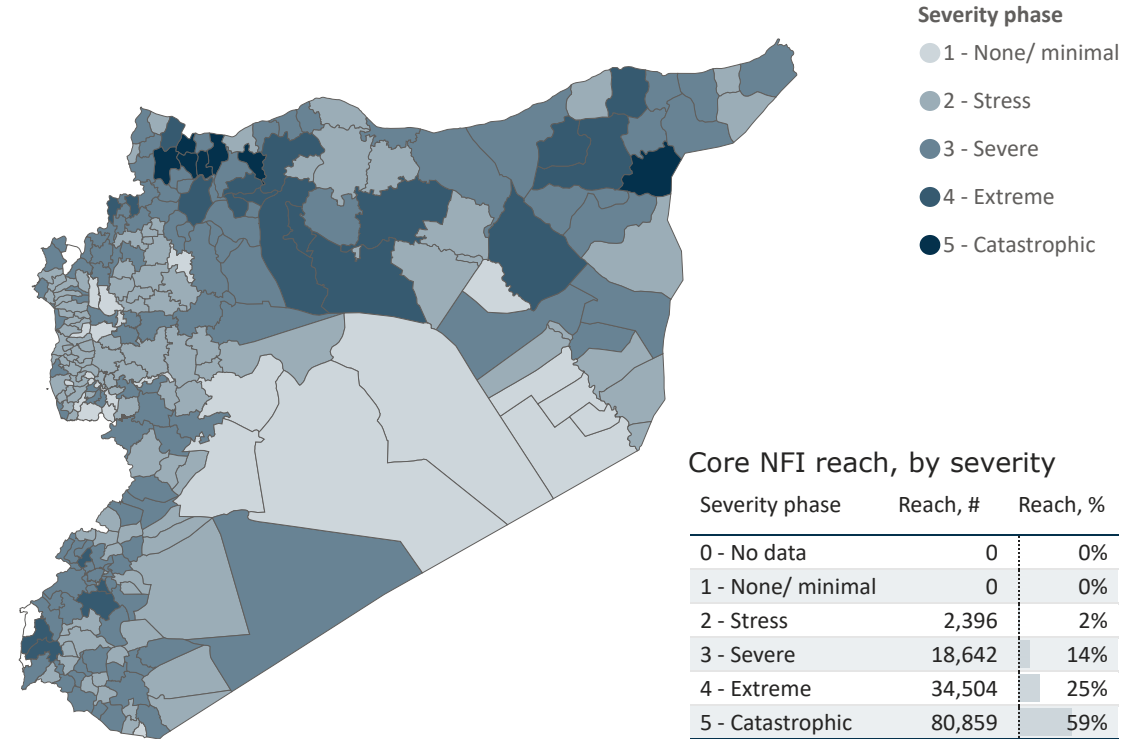
Core NFI reach vs PiN (individuals)



Shelter severity, by subdistrict

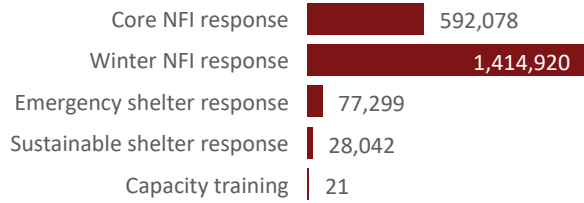


Shelter severity, by subdistrict



Hub: Syria NWS XB NES
 Organization type: Non-UN agency UN agency
 Support type: Assisted Reached
 Activity: All
 Governorate: All
 Subdistrict: All
 Reporting month: All

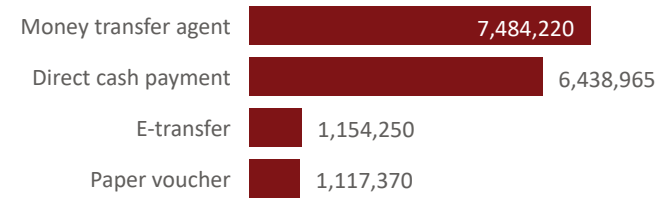
### HRP activity



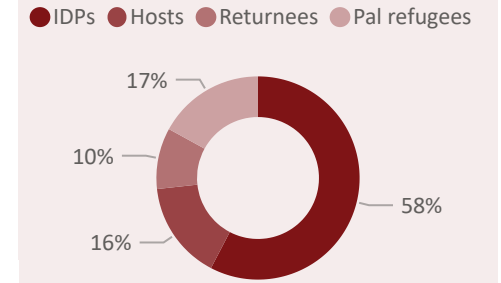
### Cash distribution (USD), by hub



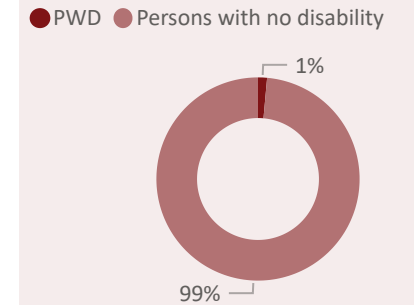
### Cash distribution (USD), by delivery mechanism



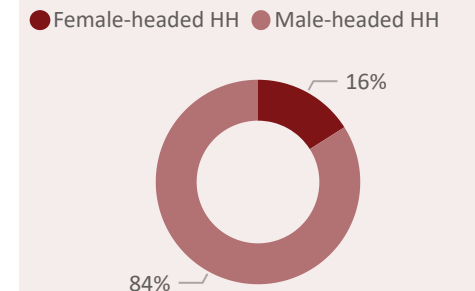
### Support, by population type



### Support, by PWD



### Support, by head of household



### Shelter and NFI support (non-unique), by response activity and month

Response	January	February	March	Total
<b>Core NFI response</b>	<b>512,741</b>	<b>50,146</b>	<b>118,077</b>	<b>680,964</b>
1.1.1.1 Core NFIs	512,741	50,146	118,077	680,964
<b>Winter NFI response</b>	<b>598,075</b>	<b>604,978</b>	<b>689,717</b>	<b>1,892,770</b>
1.1.1.2 Winter NFIs	598,075	604,978	689,717	1,892,770
<b>Emergency shelter response</b>	<b>25,122</b>	<b>15,859</b>	<b>42,315</b>	<b>83,296</b>
1.2.1.2 Tent installation/ replacement	8,128	1,528	6,781	16,437
1.2.1.3 Emergency shelter kits/ material	6,086		421	6,507
1.2.1.4 Collective centres rehabilitation	6,287	6,678	323	13,288
1.2.2.1 Temporary/ transitional shelter	1,982	143	7,821	9,946
1.2.3.2 Site level improvements/ infrastructure	2,639	7,510	26,969	37,118
<b>Sustainable shelter response</b>	<b>2,541</b>	<b>26,191</b>	<b>1,337</b>	<b>30,069</b>
2.1.1.1 Damaged/ unfinished housing rehabilitation	1,970	1,998	1,337	5,305
2.1.1.3 Tenure security agreements support	571	443		1,014
2.1.2.1 Community infrastructure rehabilitation		23,750		23,750
<b>Capacity training</b>	<b>21</b>			<b>21</b>
2.1.3.1 Capacity building of partners	21			21
<b>Total</b>	<b>1,138,500</b>	<b>697,174</b>	<b>851,446</b>	<b>2,687,120</b>

Hub

Syria NWS XB NES

Organization type

Non-UN agency UN agency

Support type

Assisted Reached

Activity

All

Governorate

All


Subdistrict

All

Reporting month

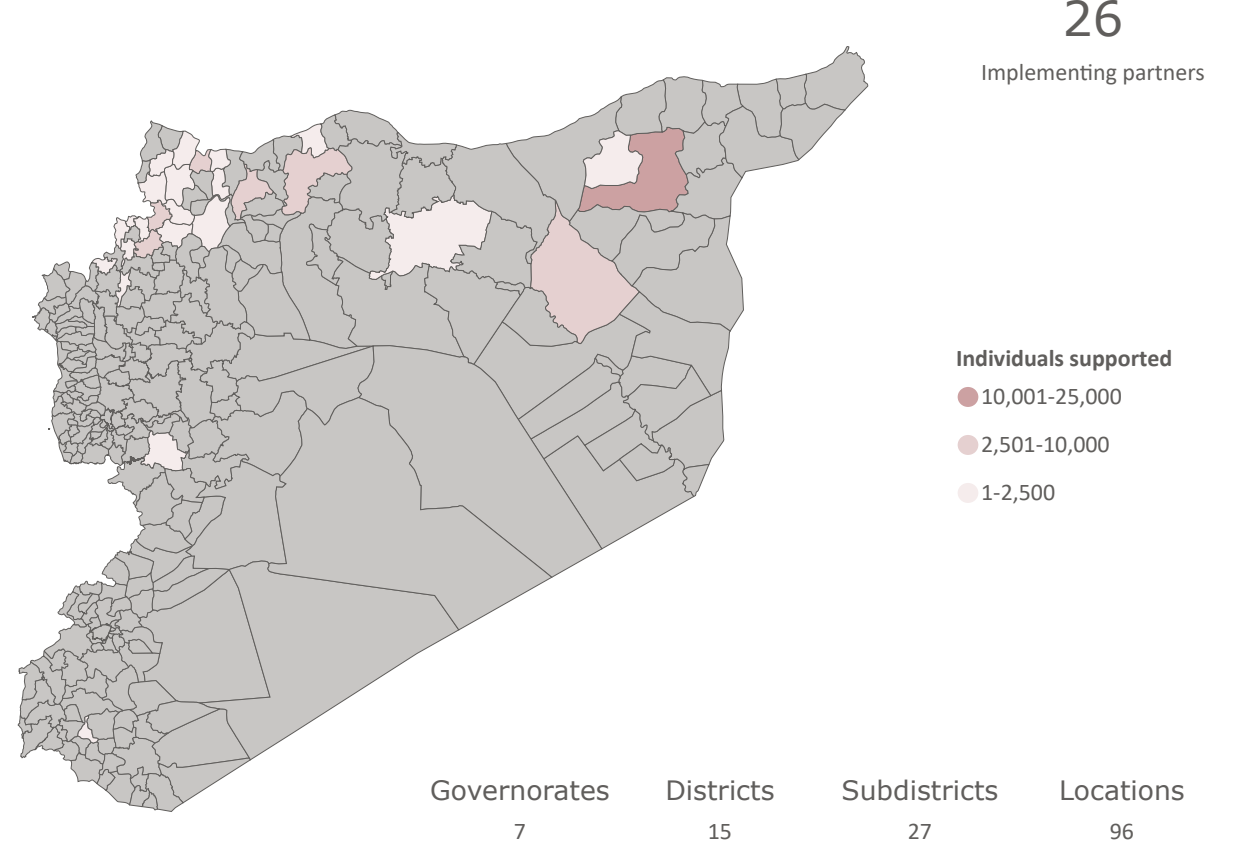
All

Individuals supported vs target vs PiN



<b>104,223</b>	<b>1,581</b>
Supported individuals	Supported PWDs
<b>19,805</b>	<b>989</b>
Supported HHs	Supported FHHs

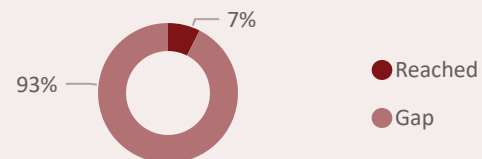
Individuals supported with shelter response, by subdistrict



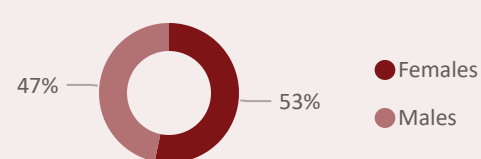
Selected shelter activities provided, by governorate

Governorate	Tents installed	Tents repaired	Community infra. rehabilitated	Emergency shelter kits provided	Houses rehabilitated	Tenure security agreements supported
Aleppo	956	0	0	1,029	257	36
Al-Hasakeh	158	0	475	0	0	0
Ar-Raqqa	288	0	0	63	330	124
As-Sweida	0	0	0	0	0	0
Damascus	0	0	0	0	0	0
Dar'a	0	0	0	0	10	0
Deir-ez-Zor	750	0	0	0	0	0
Hama	0	0	0	0	0	0
Homs	0	0	0	0	25	0
Idleb	724	0	0	0	95	0
Lattakia	0	0	0	0	0	0
Rural Damascus	0	0	0	0	0	0
Tartous	0	0	0	0	0	0
<b>Total</b>	<b>2,876</b>	<b>0</b>	<b>475</b>	<b>1,092</b>	<b>717</b>	<b>160</b>

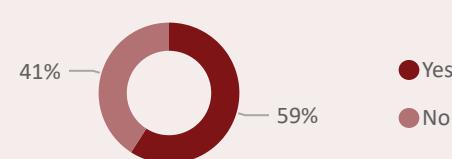
Individuals supported vs gap to target



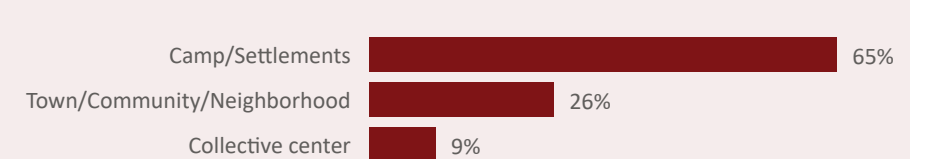
Individuals supported, by sex



Privacy for females during intervention



Individuals supported, by location type



Hub

Syria | NWS XB | NES

Organization type

Non-UN agency | UN agency

Support type

Assisted | Reached

Governorate

All

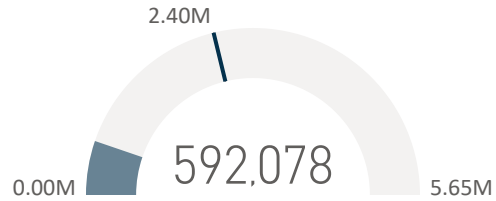
Subdistrict

All

Reporting month

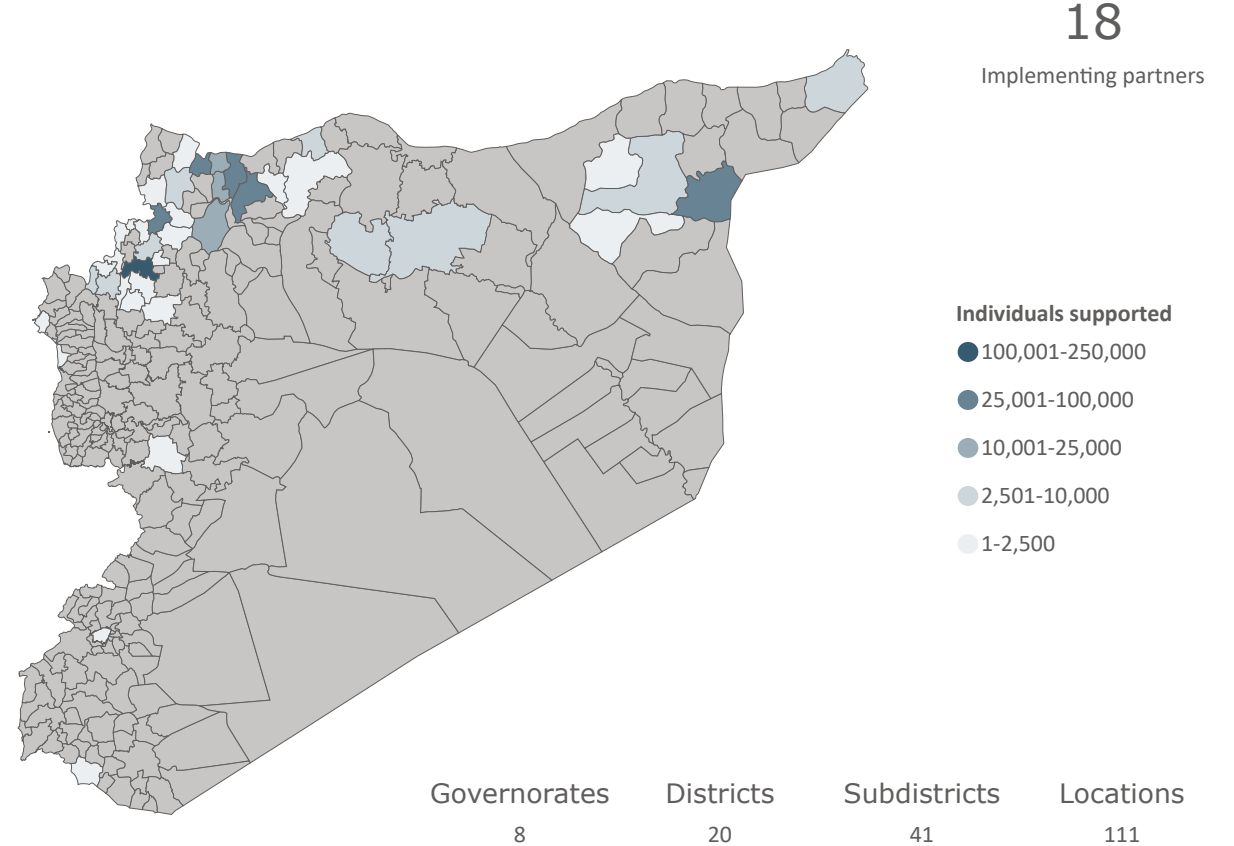
All

Individuals supported vs target vs PiN



<b>592,078</b>	<b>3,574</b>
Supported individuals	Supported PWDs
<b>100,411</b>	<b>40,159</b>
Supported HHs	Supported FHHs

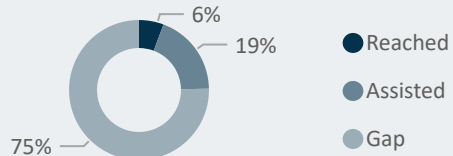
Individuals supported with core NFI response, by subdistrict



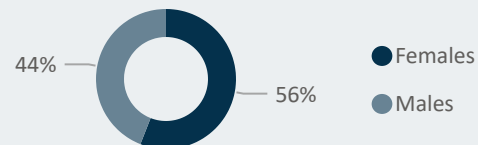
Core NFIs distributed, by governorate

Governorate	Mattresses	Sleeping mats	Carpets	High thermal blanket	Kitchen sets	Jerry cans	Plastic bucket	Solar lamps	Flash lights	Plastic sheets
Aleppo	5,855	4,697	758	11,270	1,822	2,139	1,540	1,604		121
Al-Hasakeh	749	612		127	237	451		216		163
Ar-Raqqa	850	345		465	179	393		183		129
Damascus	30			98	15					6
Dar'a	260	184	395		92	92	92	79		435
Homs		1		12	1	1				
Idleb	5,033	1,434	1,227	17,137	602	2,658		1,329		2,180
Lattakia	70	68		134	20	21	17	17		22
<b>Total</b>	<b>12,847</b>	<b>7,341</b>	<b>2,380</b>	<b>29,243</b>	<b>2,968</b>	<b>5,755</b>	<b>1,649</b>	<b>3,428</b>		<b>3,056</b>

Individuals supported vs gap to target



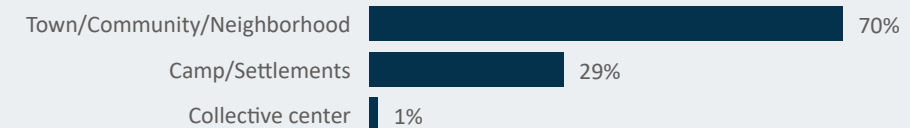
Individuals supported, by sex



Separate lines during distribution



Individuals supported, by location type



**Hub**  
 Syria | NWS XB | NES

**Organization type**  
 Non-UN agency | UN agency

**Support type**  
 Assisted | Reached

**Governorate** | **Subdistrict** | **Reporting month**

All | All | All

**1,414,920**  
Supported individuals

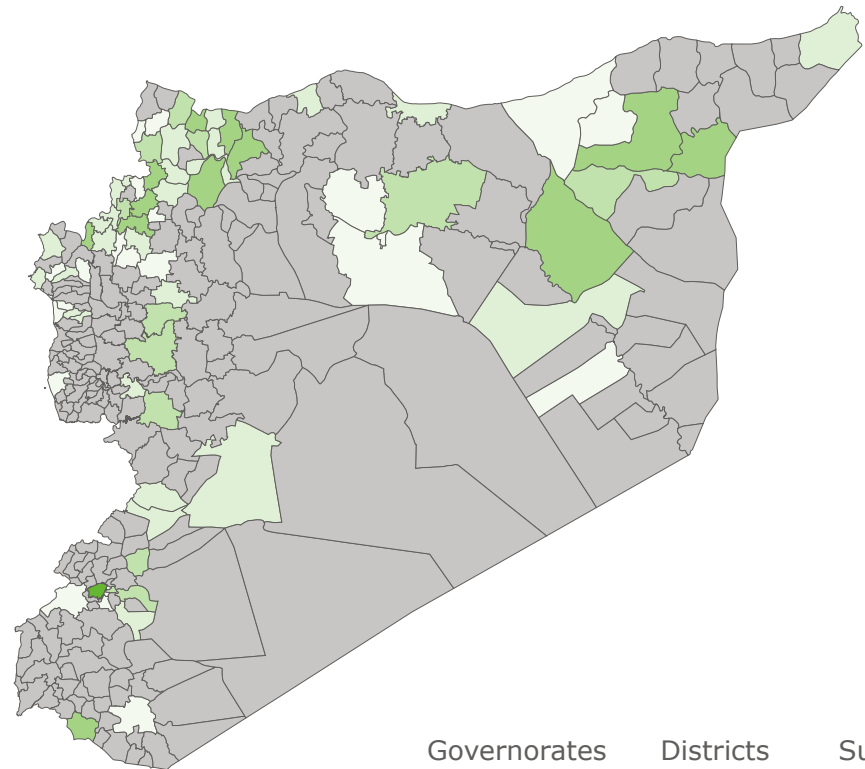
**27,970**  
Supported PWDs

**325,522**  
Supported HHs

**33,086**  
Supported FHHs

Individuals supported with winter NFI response, by subdistrict

**42**  
Implementing partners

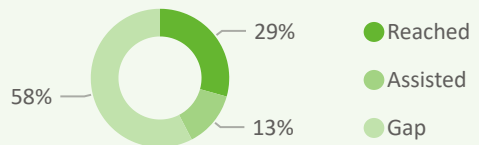


Selected winter NFIs distributed, by governorate

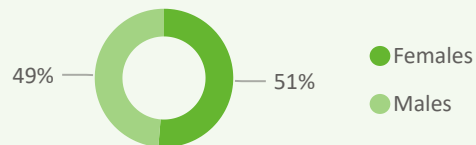
Governorate	Plastic sheets	Mattresses	Sleeping mats	Carpets	Heaters	Winter clothing kits	Winter jackets	High thermal blankets	Sleeping bags	Rubber boots
Aleppo	3,470	5,873	1		218	7,070	21,174	6,329		7,043
Al-Hasakeh	2,902	13,135	3,263		463	9,450	19,016	14,696	259	64,633
Ar-Raqqqa	47	6,348	47	3,684	1,040	18	52	22,464	143	3,724
Damascus				1,439		2,000	4,000	10,000		
Dar'a	1,024	16		1,012		1,006	2,002			
Deir-ez-Zor						6,191	6,434			21,039
Homs	1,840			509		1,840	3,680			
Idleb	7,485	15,170		676	794	932		22,860		
Lattakia	4,030	4	4	4,131		4,030	8,060	20,152		
Rural Damascus				1,581	132	4,100	8,200	20,500		
<b>Total</b>	<b>20,798</b>	<b>40,546</b>	<b>3,315</b>	<b>13,032</b>	<b>2,647</b>	<b>36,637</b>	<b>72,618</b>	<b>117,001</b>	<b>402</b>	<b>96,439</b>

Governorates: 13 | Districts: 32 | Subdistricts: 75 | Locations: 230

Individuals supported vs gap to target



Individuals supported, by sex



Separate lines during distribution



Individuals supported, by location type

