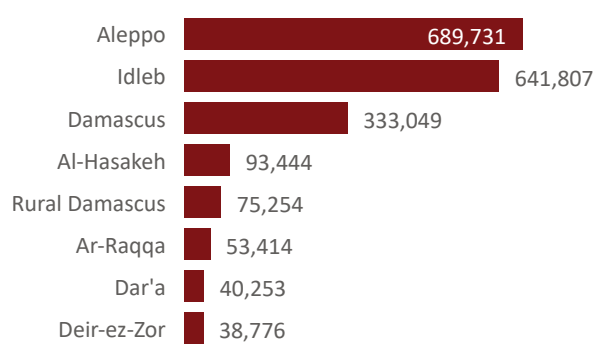
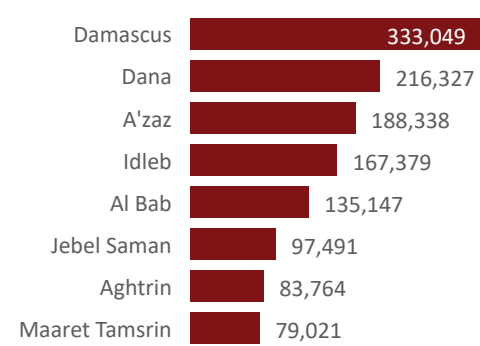


Sector: NFI Shelter |
 Hub: Syria NWS XB NES |
 Organization type: Non-UN agency UN agency |
 Support type: Assisted Reached |
 Governorate: All |
 Subdistrict: All |
 Reporting month: All

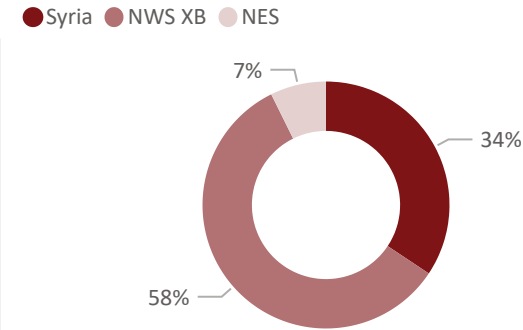
Individuals supported, by governorate



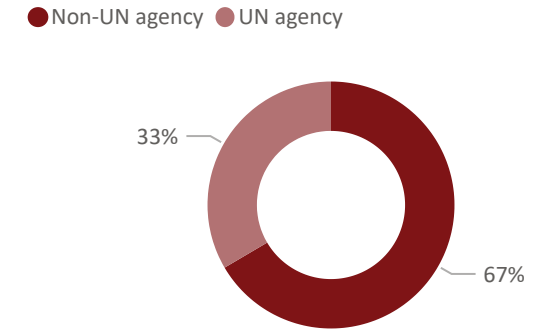
Individuals supported, by subdistrict



Individuals supported, by hub



Individuals supported, by organization type



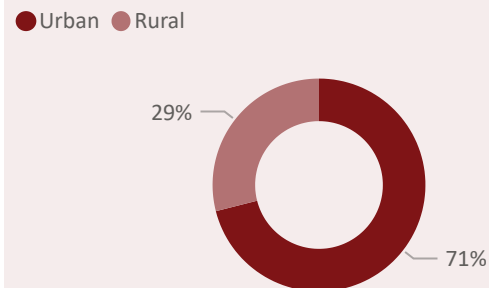
Individuals and HH supported

141,653 Shelter (ind)	26,923 Shelter (HH)
615,339 Core NFI (ind)	105,307 Core NFI (HH)
1,528,117 Winter NFI (ind)	361,531 Winter NFI (HH)
25,554 Total SNFI PWD	58,747 Total SNFI FHH

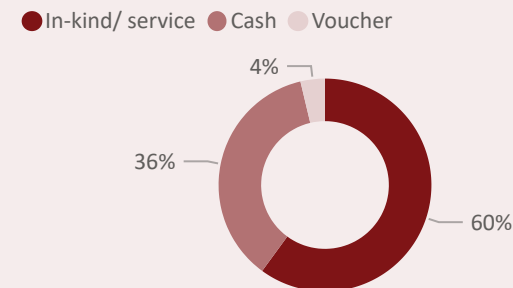
Monthly supported individuals (non-unique), by activity category

Activity category	January	February	March	April
1.1.1.1 Core NFIs	494,294	14,922	82,862	23,261
1.1.1.2 Winter NFIs	470,698	384,145	560,077	113,197
1.2.1/2/3 Emergency shelter response	25,122	10,185	41,992	30,857
2.1.1/2 Sustainable shelter response	2,312	25,267	463	7,131
2.1.3 Capacity training		21		

Individuals supported, by response plan



Individuals supported, by response plan



Whole of Syria Coordination Team

Coordinator:
 Bobbie Baker
 bakerb@unhcr.org

Coordination Support Officer:
 Rahul Doddi
 doddi@unhcr.org

IM Officer:
 Samir Kheir
 kheir@unhcr.org

[Whole of Syria Shelter and NFI Sector](#)

Reporting month

Month	Download
January	Download
February	Download
March	Download
April	Download

Last updated

5 July 2023

Hub

Syria | NWS XB | NES

Organization type

Non-UN agency | UN agency

Governorate

All

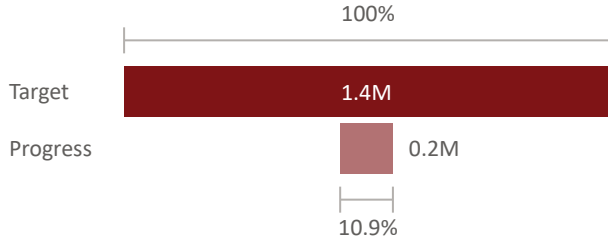
Subdistrict

All

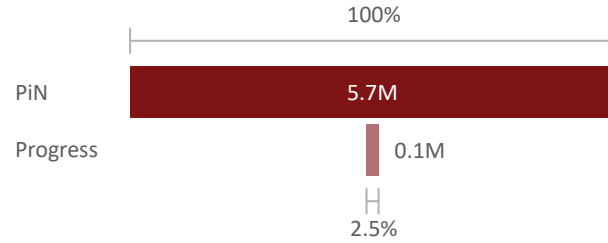
Reporting month

All

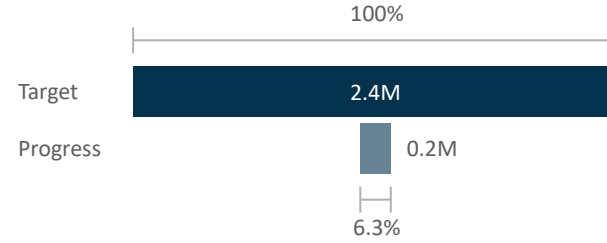
Shelter reach vs HRP target (individuals)



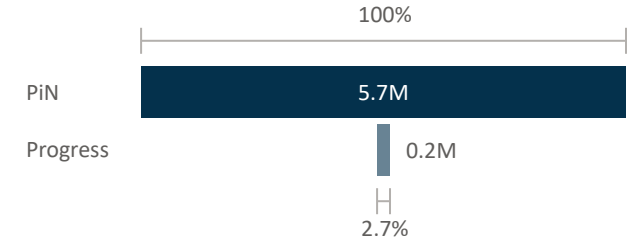
Shelter reach vs PiN (individuals)



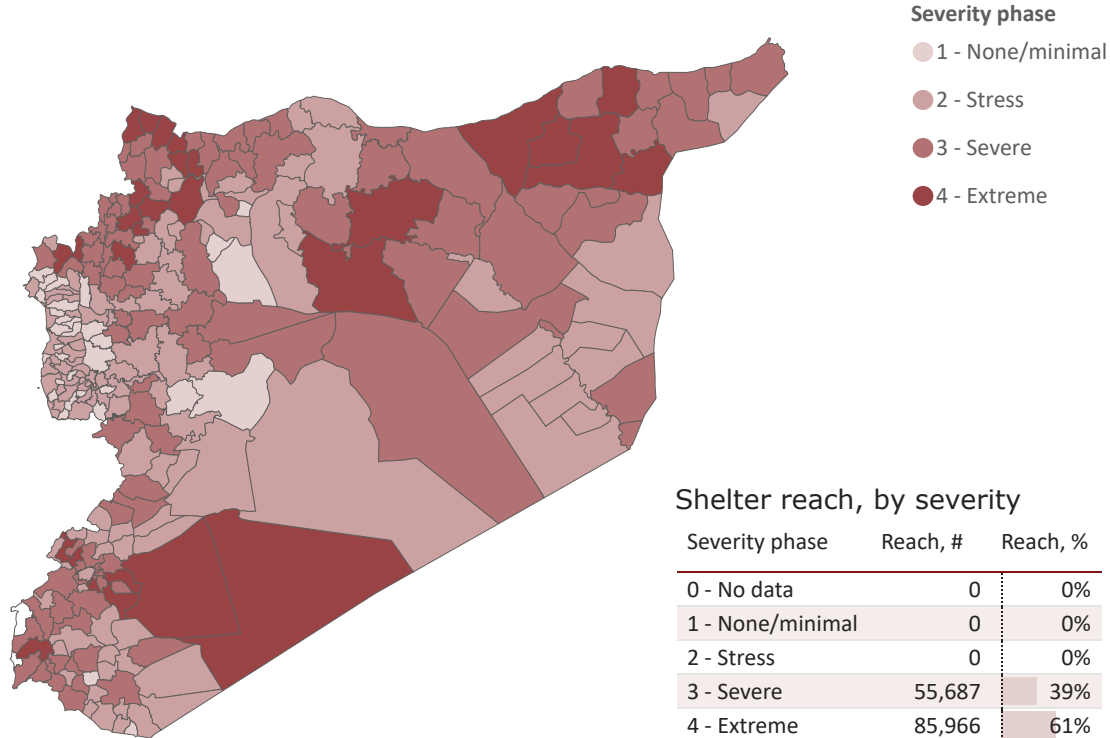
Core NFI reach vs HRP target (individuals)



Core NFI reach vs PiN (individuals)



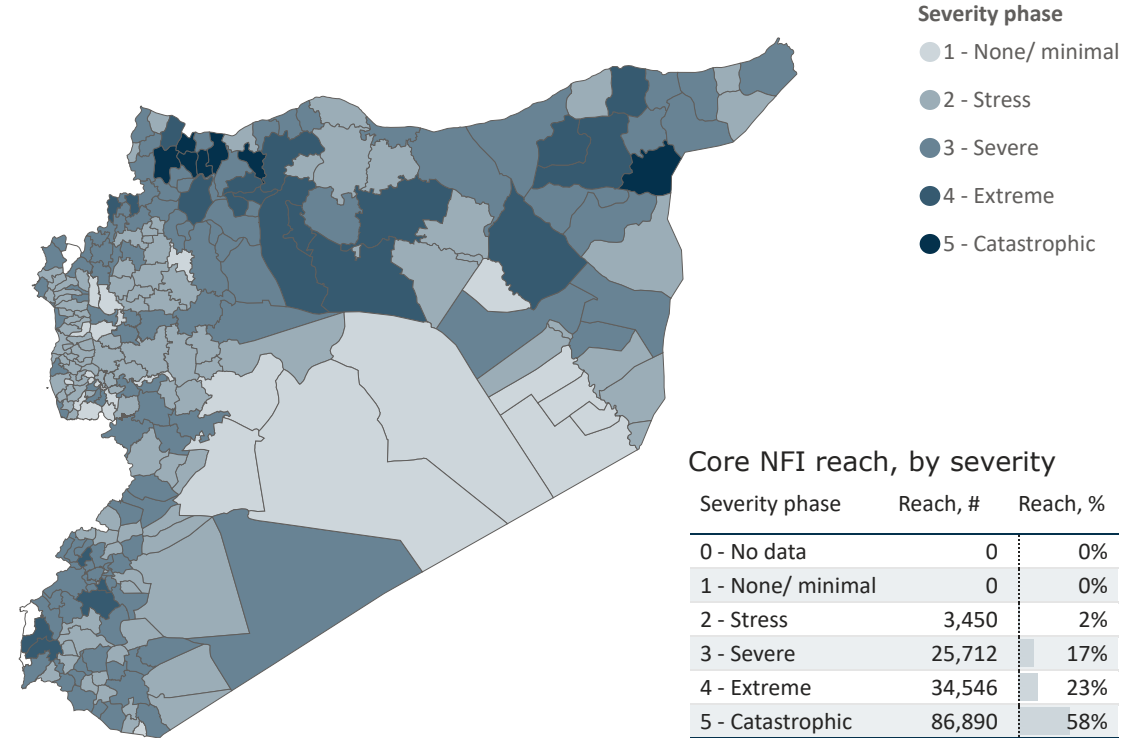
Shelter severity, by subdistrict



Shelter reach, by severity

Severity phase	Reach, #	Reach, %
0 - No data	0	0%
1 - None/minimal	0	0%
2 - Stress	0	0%
3 - Severe	55,687	39%
4 - Extreme	85,966	61%
Total	141,653	100%

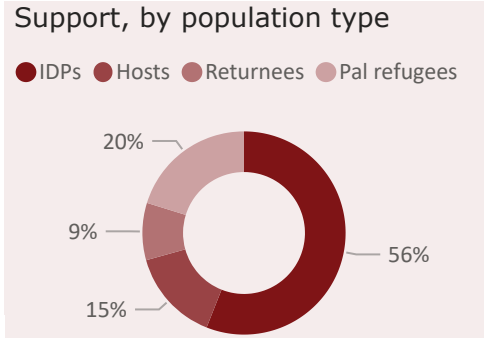
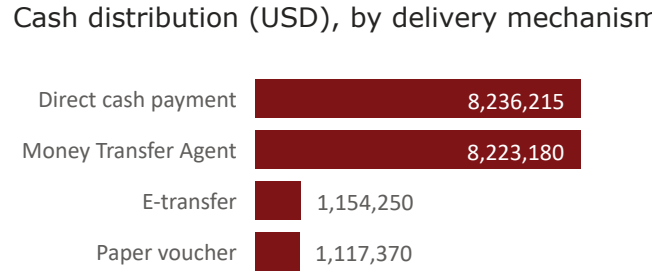
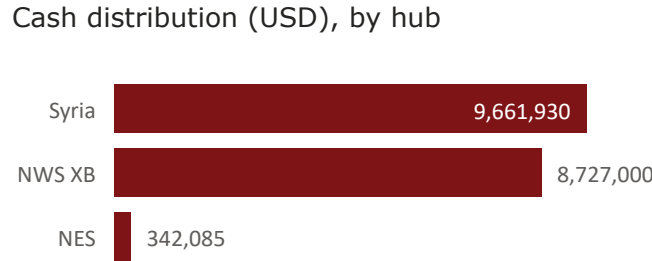
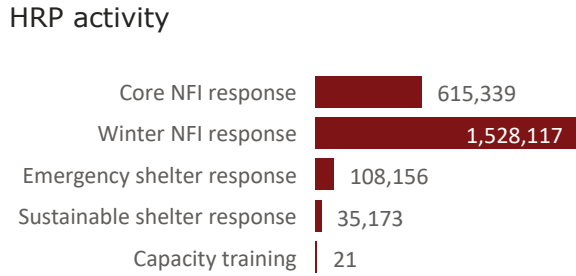
Shelter severity, by subdistrict



Core NFI reach, by severity

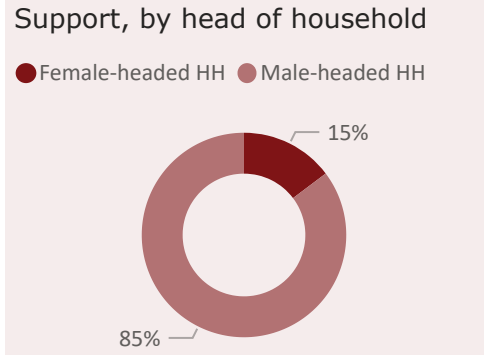
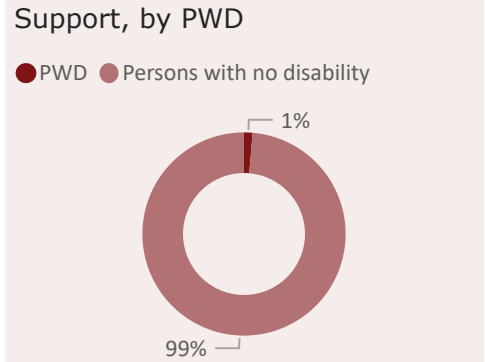
Severity phase	Reach, #	Reach, %
0 - No data	0	0%
1 - None/minimal	0	0%
2 - Stress	3,450	2%
3 - Severe	25,712	17%
4 - Extreme	34,546	23%
5 - Catastrophic	86,890	58%
Total	150,598	100%

Hub: Syria NWS XB NES
 Organization type: Non-UN agency UN agency
 Support type: Assisted Reached
 Activity: All
 Governorate: All
 Subdistrict: All
 Reporting month: All



Shelter and NFI support (non-unique), by response activity and month

Response	January	February	March	April	Total
Core NFI response	512,741	50,146	118,077	89,271	770,235
1.1.1.1 Core NFIs	512,741	50,146	118,077	89,271	770,235
Winter NFI response	598,075	604,978	689,717	126,538	2,019,308
1.1.1.2 Winter NFIs	598,075	604,978	689,717	126,538	2,019,308
Emergency shelter response	25,122	15,859	42,315	31,304	114,600
1.2.1.1 Tent repair				29	29
1.2.1.2 Tent installation/ replacement	8,128	1,528	6,781	4,916	21,353
1.2.1.3 Emergency shelter kits/ material	6,086		421		6,507
1.2.1.4 Collective centres rehabilitation	6,287	6,678	323	740	14,028
1.2.2.1 Temporary/ transitional shelter	1,982	143	7,821	9,458	19,404
1.2.3.2 Site level improvements/ infrastructure	2,639	7,510	26,969	16,161	53,279
Sustainable shelter response	2,541	26,191	1,337	7,131	37,200
2.1.1.1 Damaged/ unfinished housing rehabilitation	1,970	1,998	1,337	6,573	11,878
2.1.1.3 Tenure security agreements support	571	443		558	1,572
2.1.2.1 Community infrastructure rehabilitation		23,750			23,750
Capacity training	21				21
2.1.3.1 Capacity building of partners	21				21
Total	1,138,500	697,174	851,446	254,244	2,941,364



Hub

Syria NWS XB NES

Organization type

Non-UN agency UN agency

Support type

Assisted Reached

Activity

All

Governorate

All


Subdistrict

All

Reporting month

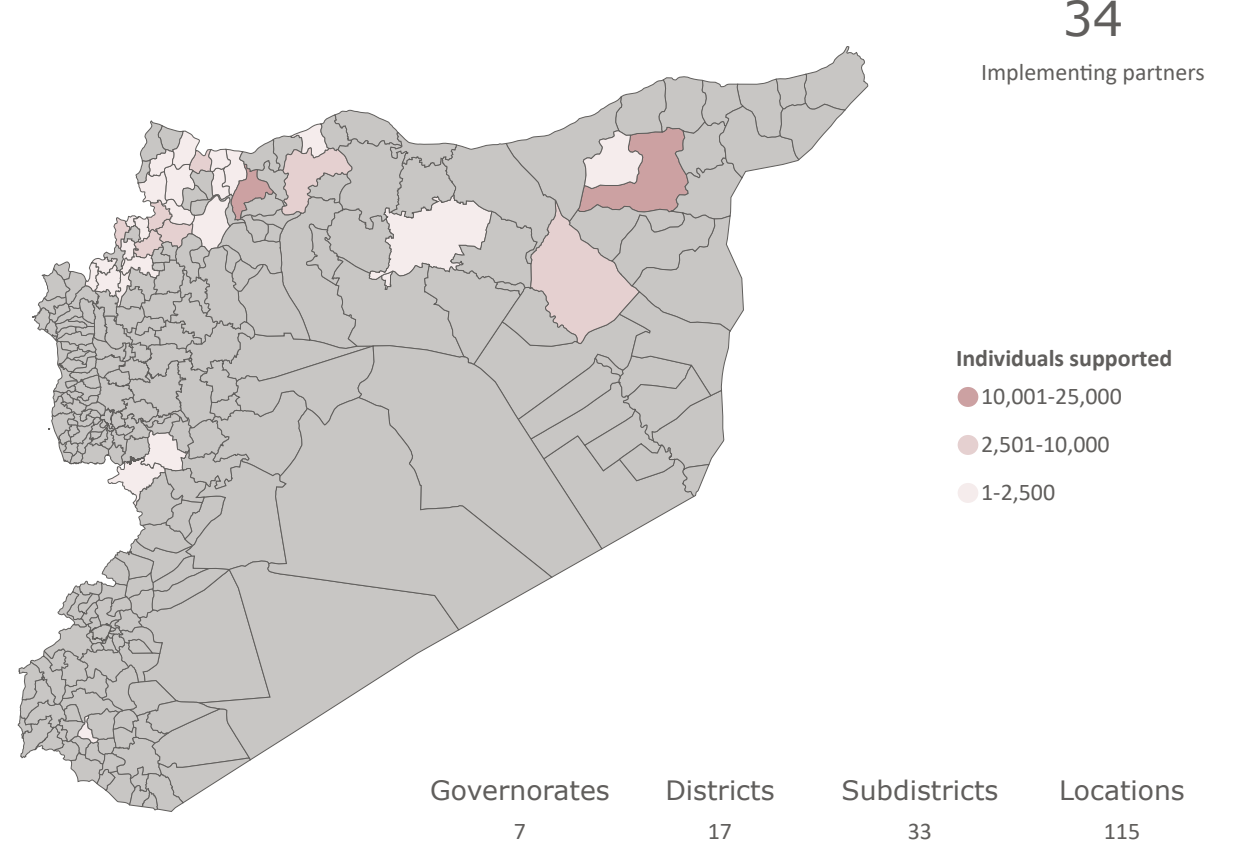
All

Individuals supported vs target vs PiN



141,653	1,772
Supported individuals	Supported PWDs
26,923	1,367
Supported HHs	Supported FHHs

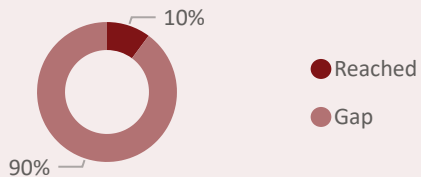
Individuals supported with shelter response, by subdistrict



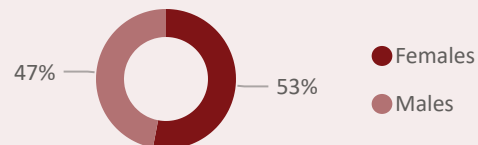
Selected shelter activities provided, by governorate

Governorate	Tents installed	Tents repaired	Community infra. rehabilitated	Emergency shelter kits provided	Houses rehabilitated	Tenure security agreements supported
Aleppo	1,550	0	0	1,029	297	44
Al-Hasakeh	171	0	475	0	0	0
Ar-Raqqa	288	0	0	63	330	188
As-Sweida	0	0	0	0	0	0
Damascus	0	0	0	0	0	0
Dar'a	0	0	0	0	10	0
Deir-ez-Zor	750	0	0	0	0	0
Hama	0	0	0	0	0	0
Homs	0	0	0	0	32	0
Idleb	1,076	5	0	0	1,264	0
Lattakia	0	0	0	0	0	0
Rural Damascus	0	0	0	0	0	0
Tartous	0	0	0	0	0	0
Total	3,835	5	475	1,092	1,933	232

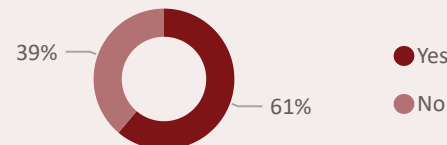
Individuals supported vs gap to target



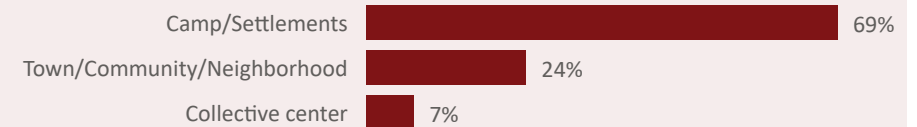
Individuals supported, by sex



Privacy for females during intervention



Individuals supported, by location type



Hub: Syria | NWS XB | NES

Organization type: Non-UN agency | UN agency

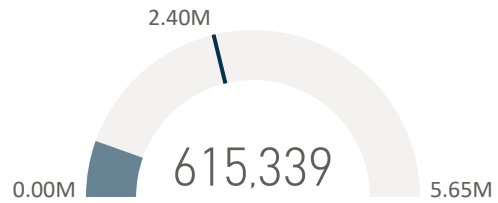
Support type: Assisted | Reached

Governorate: All

Subdistrict: All

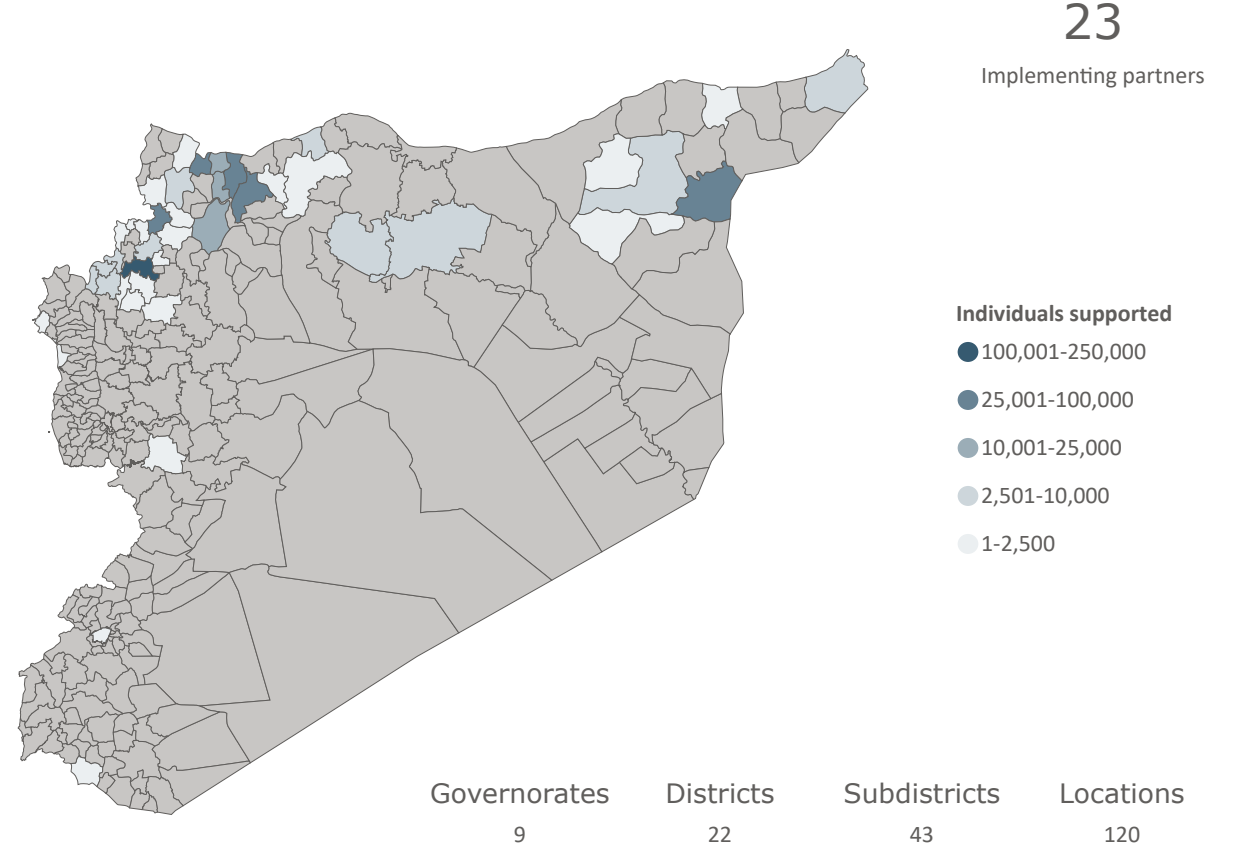
Reporting month: All

Individuals supported vs target vs PiN



615,339	3,696
Supported individuals	Supported PWDs
105,307	40,837
Supported HHs	Supported FHHs

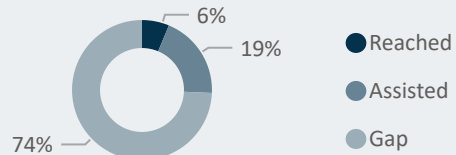
Individuals supported with core NFI response, by subdistrict



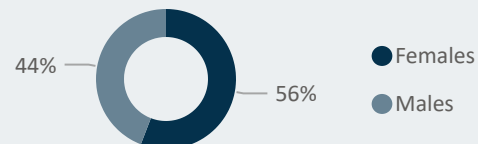
Core NFIs distributed, by governorate

Governorate	Mattresses	Sleeping mats	Carpets	High thermal blanket	Kitchen sets	Jerry cans	Plastic bucket	Solar lamps	Flash lights	Plastic sheets
Aleppo	8,467	4,697	758	13,882	1,924	3,445	1,540	2,257		1,427
Al-Hasakeh	964	822		365	297	573		268		201
Ar-Raqqa	865	360		484	183	401		187		134
Damascus	30			98	15					6
Dar'a	260	184	395		92	92	92	79		435
Homs		1		12	1	1				
Idleb	7,719	1,434	1,227	26,593	602	3,898		1,949		5,420
Lattakia	70	68		134	20	21	17	17		22
Rural Damascus	18									
Total	18,393	7,566	2,380	41,568	3,134	8,431	1,649	4,757		7,645

Individuals supported vs gap to target



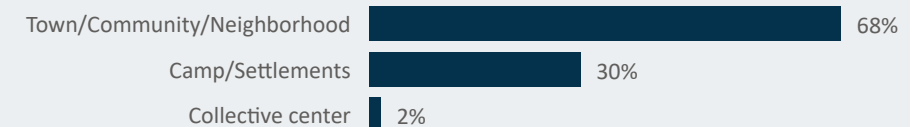
Individuals supported, by sex



Separate lines during distribution



Individuals supported, by location type



Hub: Syria | NWS XB | NES

Organization type: Non-UN agency | UN agency

Support type: Assisted | Reached

Governorate: All

Subdistrict: All

Reporting month: All

1,528,117
Supported individuals

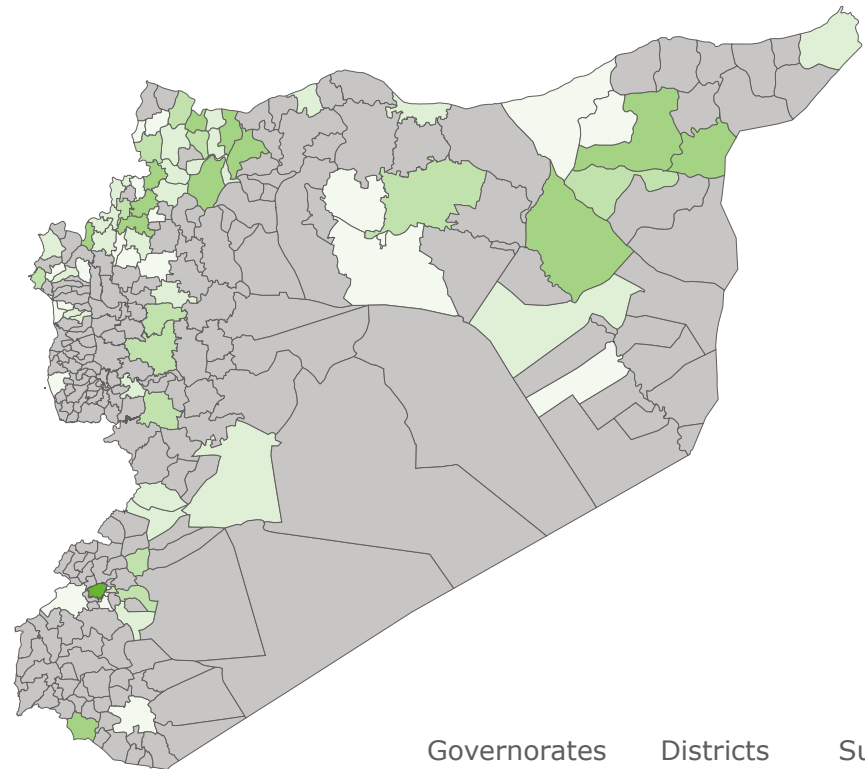
28,151
Supported PWDs

361,531
Supported HHs

33,089
Supported FHHs

Individuals supported with winter NFI response, by subdistrict

42
Implementing partners

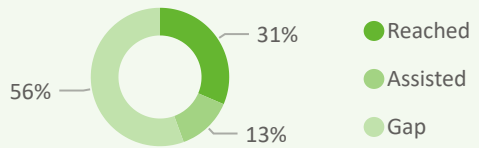


Selected winter NFIs distributed, by governorate

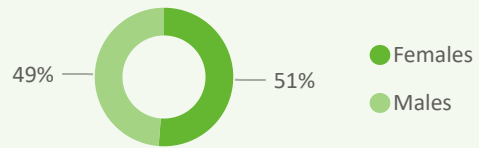
Governorate	Plastic sheets	Mattresses	Sleeping mats	Carpets	Heaters	Winter clothing kits	Winter jackets	High thermal blankets	Sleeping bags	Rubber boots
Aleppo	3,470	5,873	1		218	7,644	21,174	6,329		7,043
Al-Hasakeh	2,902	13,135	3,263		463	9,450	19,016	14,696	259	64,633
Ar-Raqqqa	47	6,348	47	3,684	1,040	18	52	22,464	143	3,724
Damascus				1,439		2,000	4,000	10,000		
Dar'a	1,024	16		1,012		1,006	2,002			
Deir-ez-Zor						6,191	6,434			21,039
Homs	1,840			509		1,840	3,680			
Idleb	7,485	15,170		676	894	2,819		22,860		
Lattakia	4,030	4	4	4,131		4,030	8,060	20,152		
Rural Damascus				1,581	132	4,100	8,200	20,500		
Total	20,798	40,546	3,315	13,032	2,747	39,098	72,618	117,001	402	96,439

Governorates: 13 | Districts: 32 | Subdistricts: 75 | Locations: 233

Individuals supported vs gap to target



Individuals supported, by sex



Separate lines during distribution



Individuals supported, by location type

