

**Sector:**  NFI  Shelter

**Hub:**  Syria  NWS XB  NES

**Organization type:**  Non-UN agency  UN agency

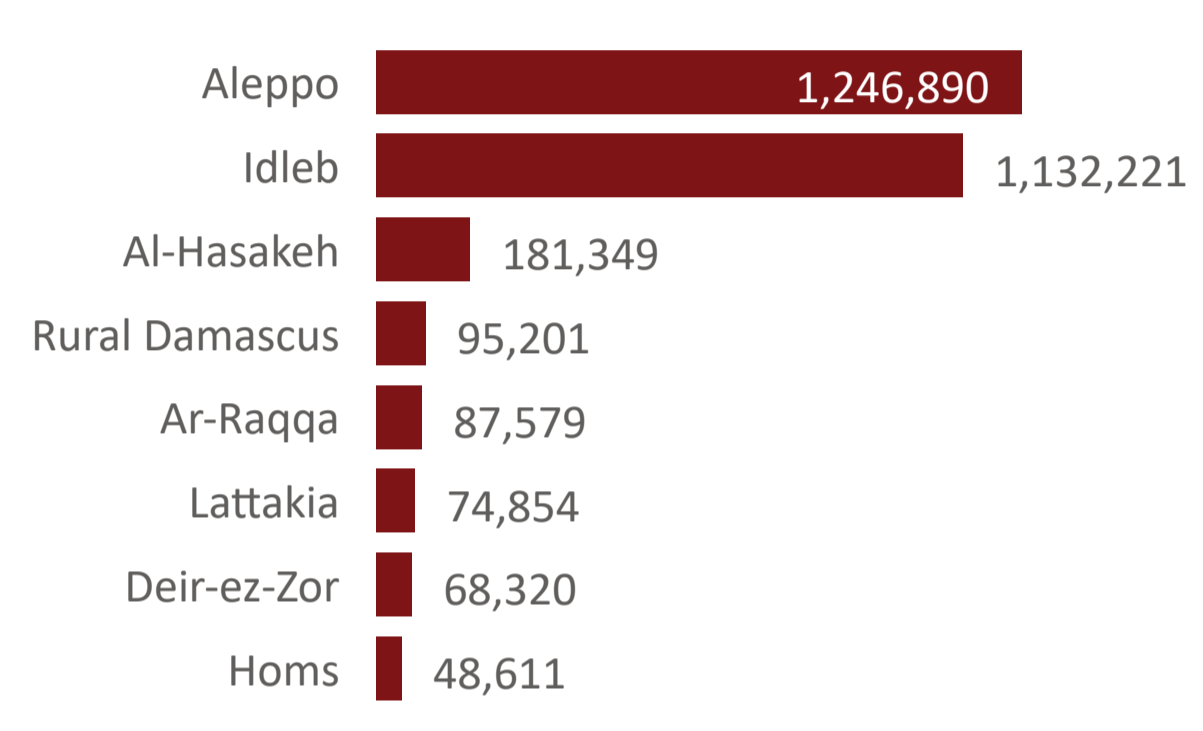
**Support type:**  Assisted  Reached

**Governorate:**

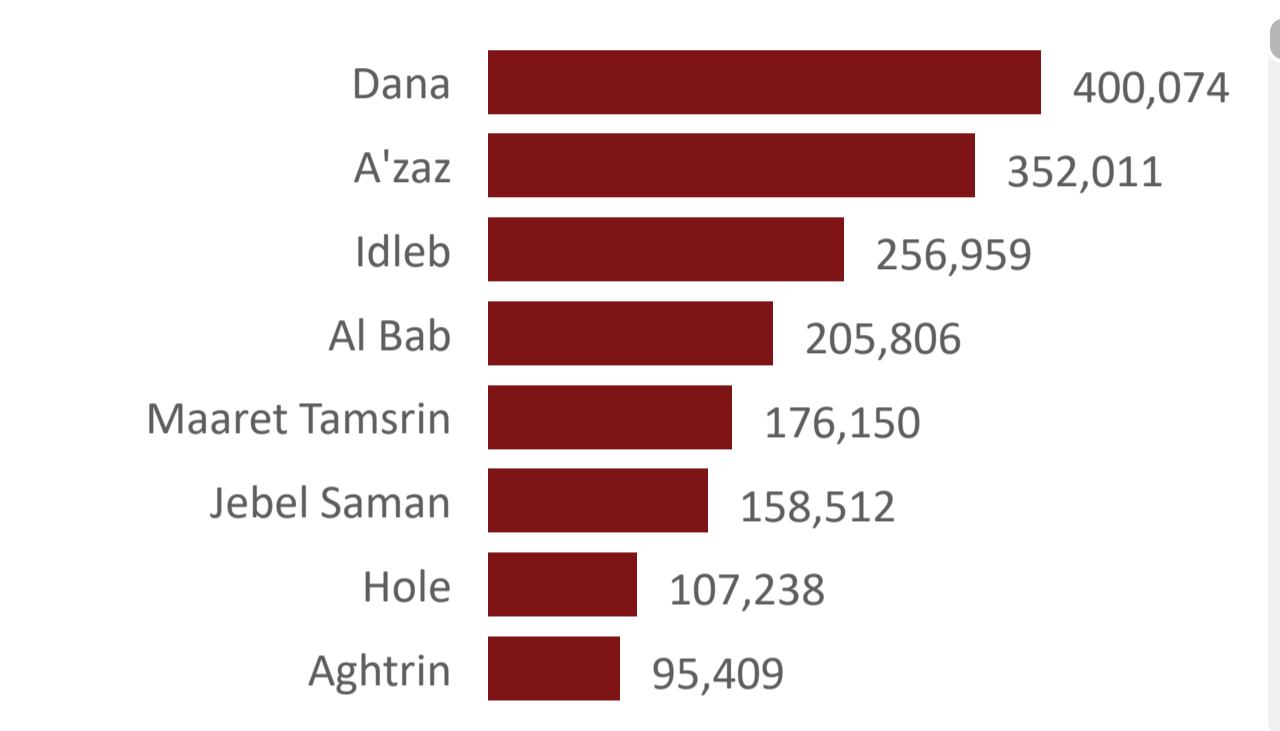
**Subdistrict:**

**Reporting month:**

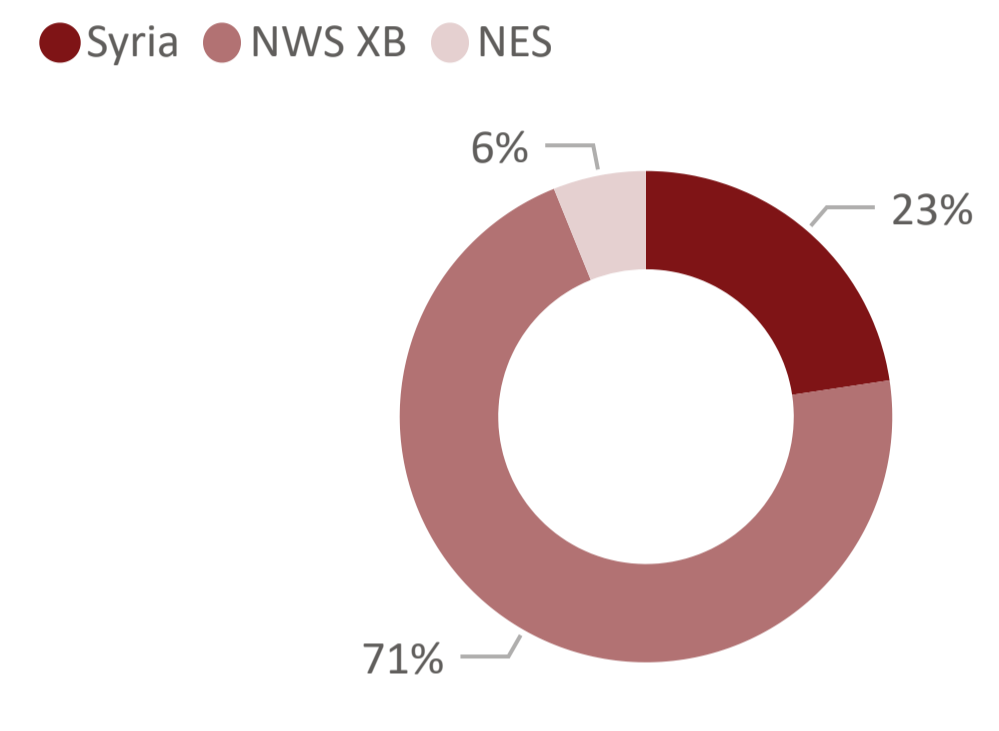
Individuals supported, by governorate



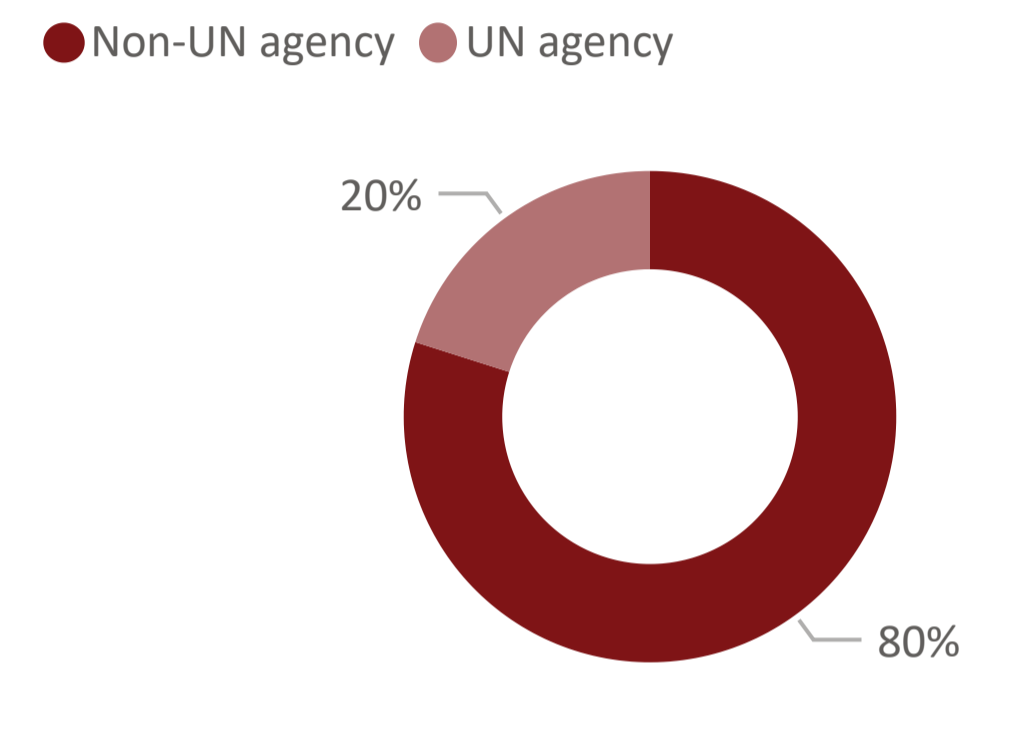
Individuals supported, by subdistrict



Individuals supported, by hub



Individuals supported, by organization type

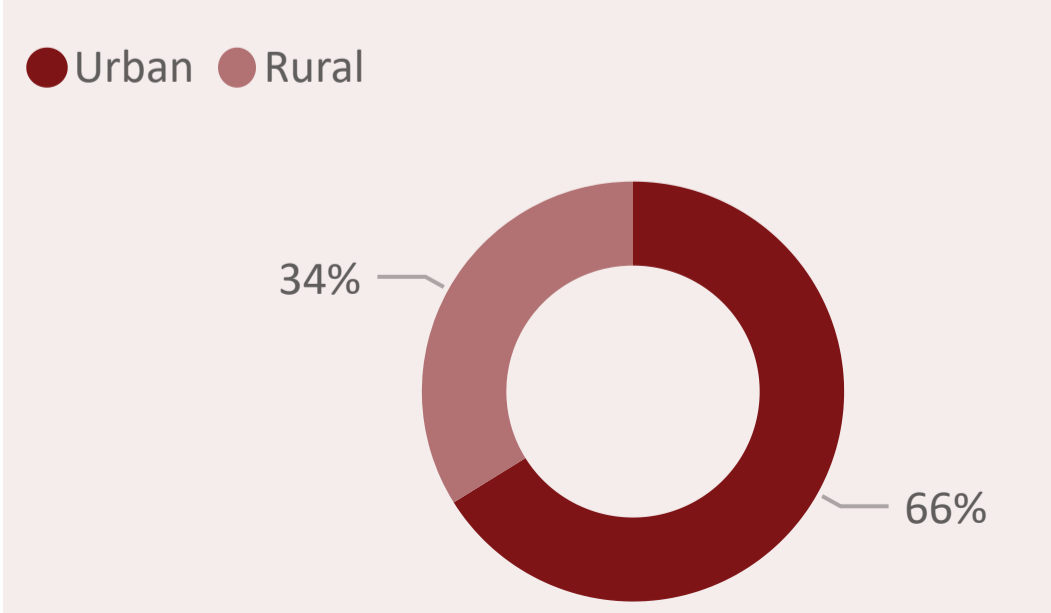


Individuals and HH supported	
622,425 Shelter (ind)	127,125 Shelter (HH)
1,143,093 Core NFI (ind)	212,474 Core NFI (HH)
1,529,761 Winter NFI (ind)	309,395 Winter NFI (HH)
41,926 Total SNFI PWD	97,270 Total SNFI FHD

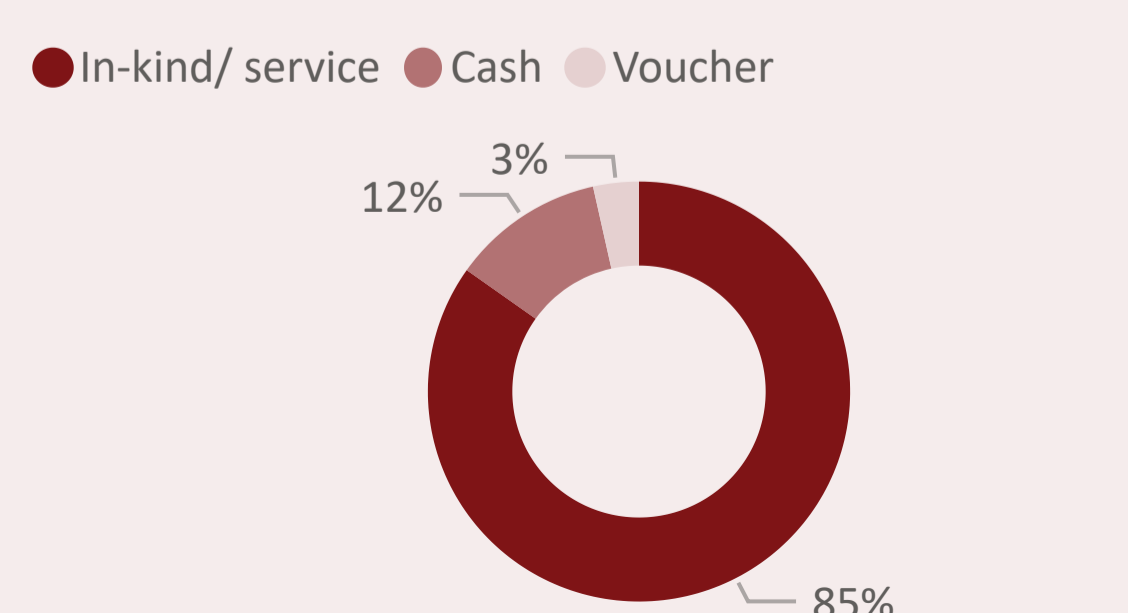
Monthly supported individuals (non-unique), by activity category

Activity category	January	February	March	April	May	June	July	August	September
1.1.1.1 Core NFIs	494,290	14,931	82,862	23,261	98,994	103,742	93,033	139,920	92,060
1.1.1.2 Winter NFIs	468,396	384,136	245,164	36,677	57,303	132,072	59,504	41,904	104,605
1.2.1/2/3 Emergency shelter response	24,191	46,185	41,992	30,781	29,017	53,814	47,701	85,186	43,812
2.1.1/2 Sustainable shelter response	2,312	25,382	338	7,096	68,820	58,338	22,617	11,850	26,189
2.1.3 Capacity training		21							

Individuals supported, by response plan



Individuals supported, by response plan



**Whole of Syria Coordination Team**

**Senior Coordinator:**  
 Bobbie Baker  
 bakerb@unhcr.org

**Coordination Support Officer:**  
 Rahul Doddi  
 doddi@unhcr.org

**IM Officer:**  
 Samir Kheir  
 kheir@unhcr.org

[Whole of Syria Shelter and NFI Sector](#)

Reporting month	
Month	Download
January	<a href="#">Download</a>
February	<a href="#">Download</a>
March	<a href="#">Download</a>
April	<a href="#">Download</a>
May	<a href="#">Download</a>
June	<a href="#">Download</a>
July	<a href="#">Download</a>
August	<a href="#">Download</a>
September	<a href="#">Download</a>

**Last updated**  
 26 October 2023

Hub

- Syria
- NWS XB
- NES

Organization type

- Non-UN agency
- UN agency

Governorate

- All

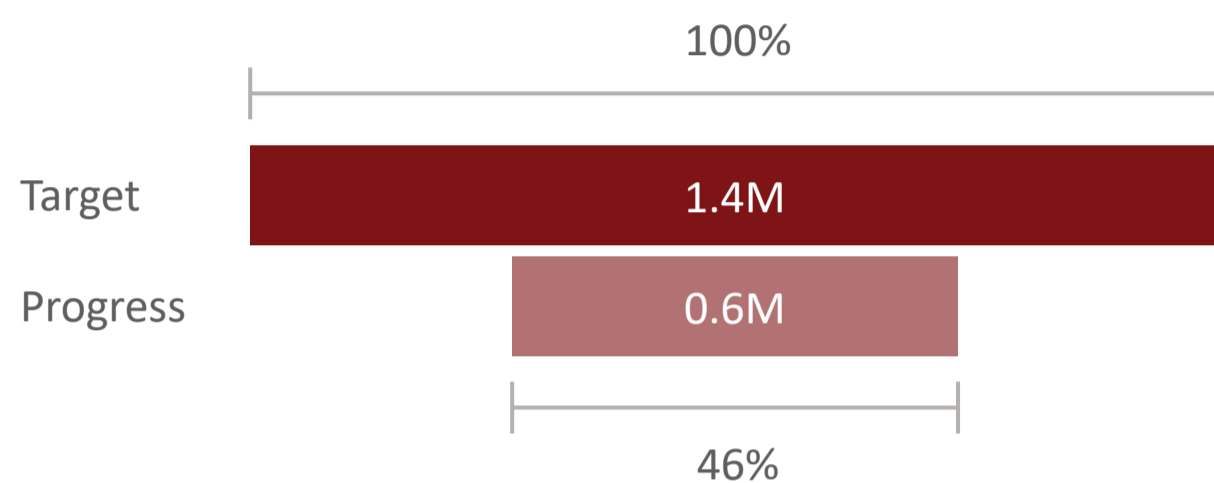
Subdistrict

- All

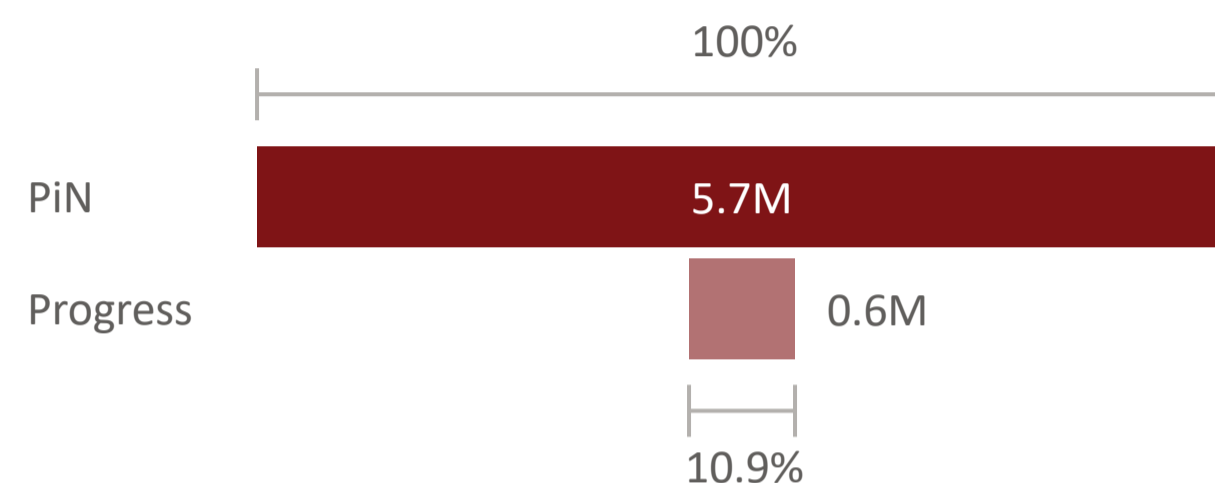
Reporting month

- All

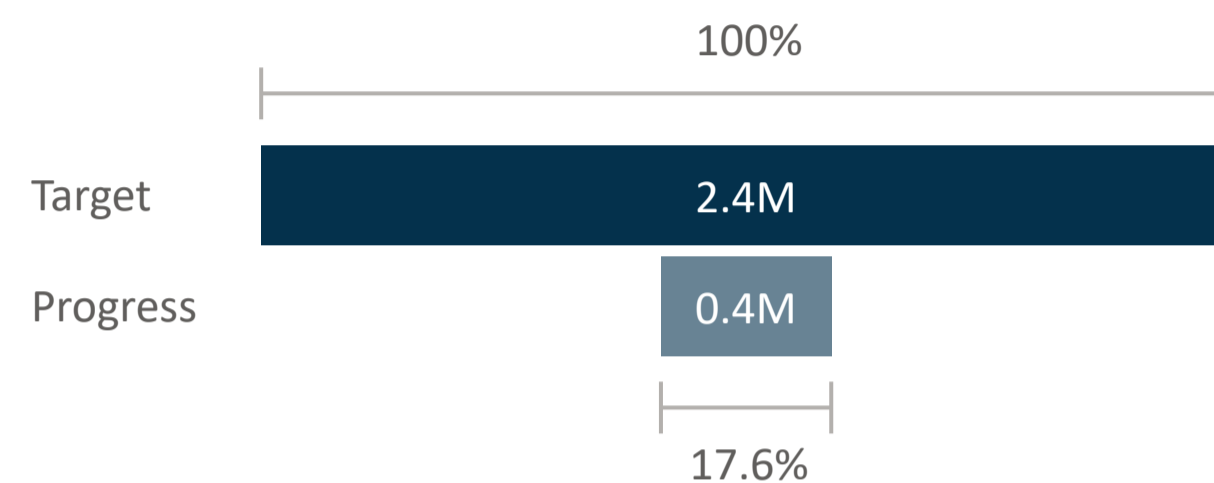
Shelter reach vs HRP target (individuals)



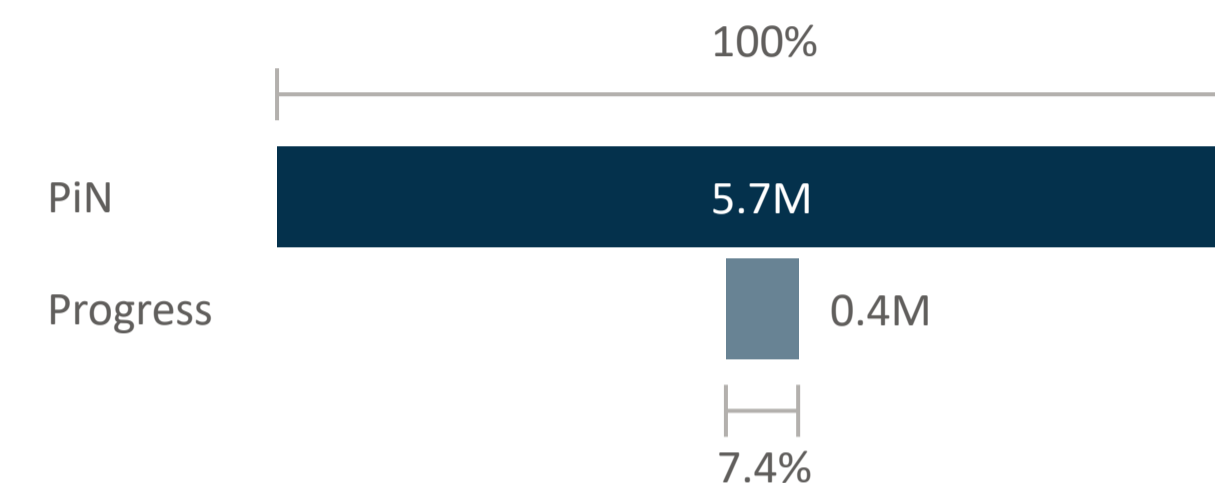
Shelter reach vs PiN (individuals)



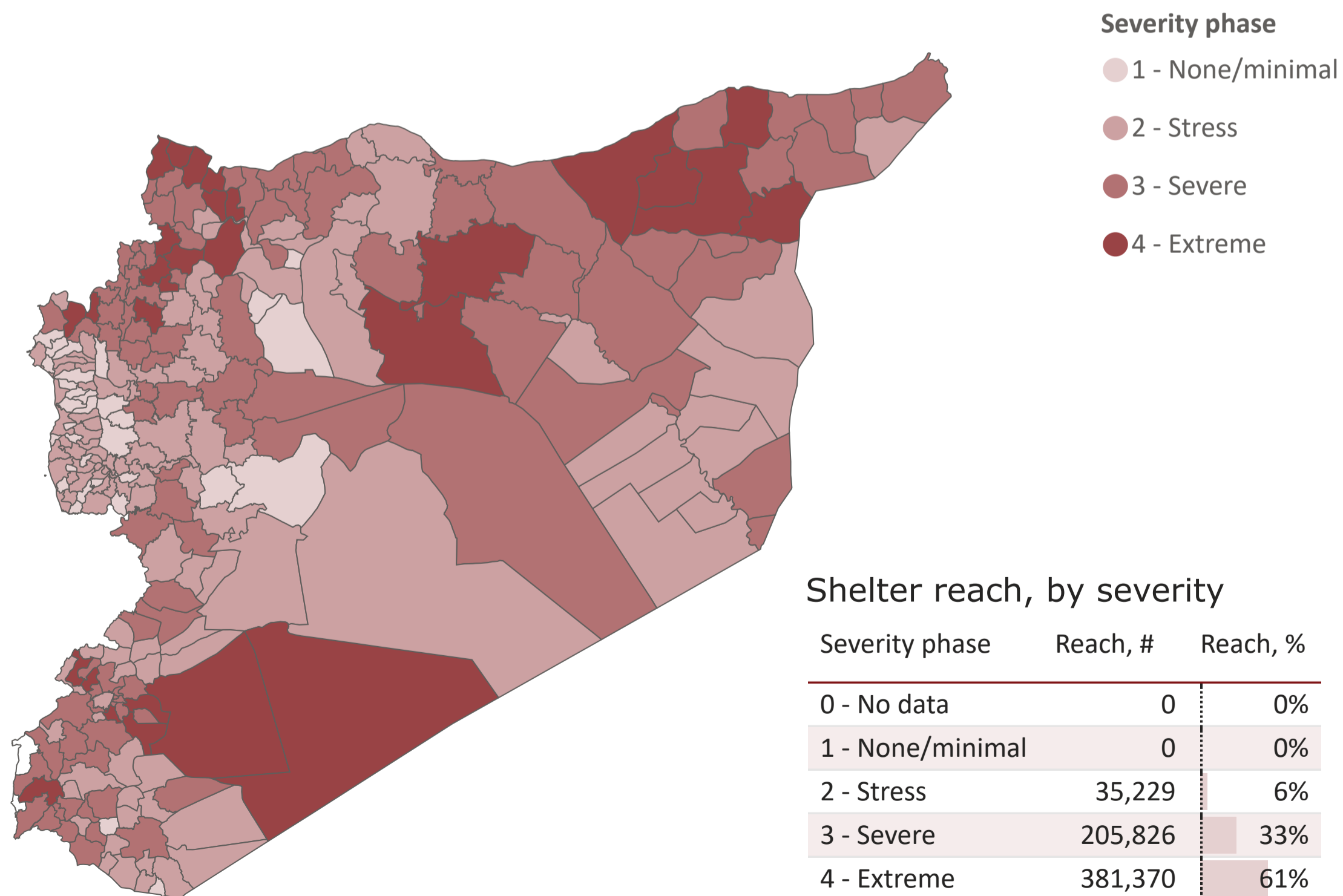
Core NFI reach vs HRP target (individuals)



Core NFI reach vs PiN (individuals)



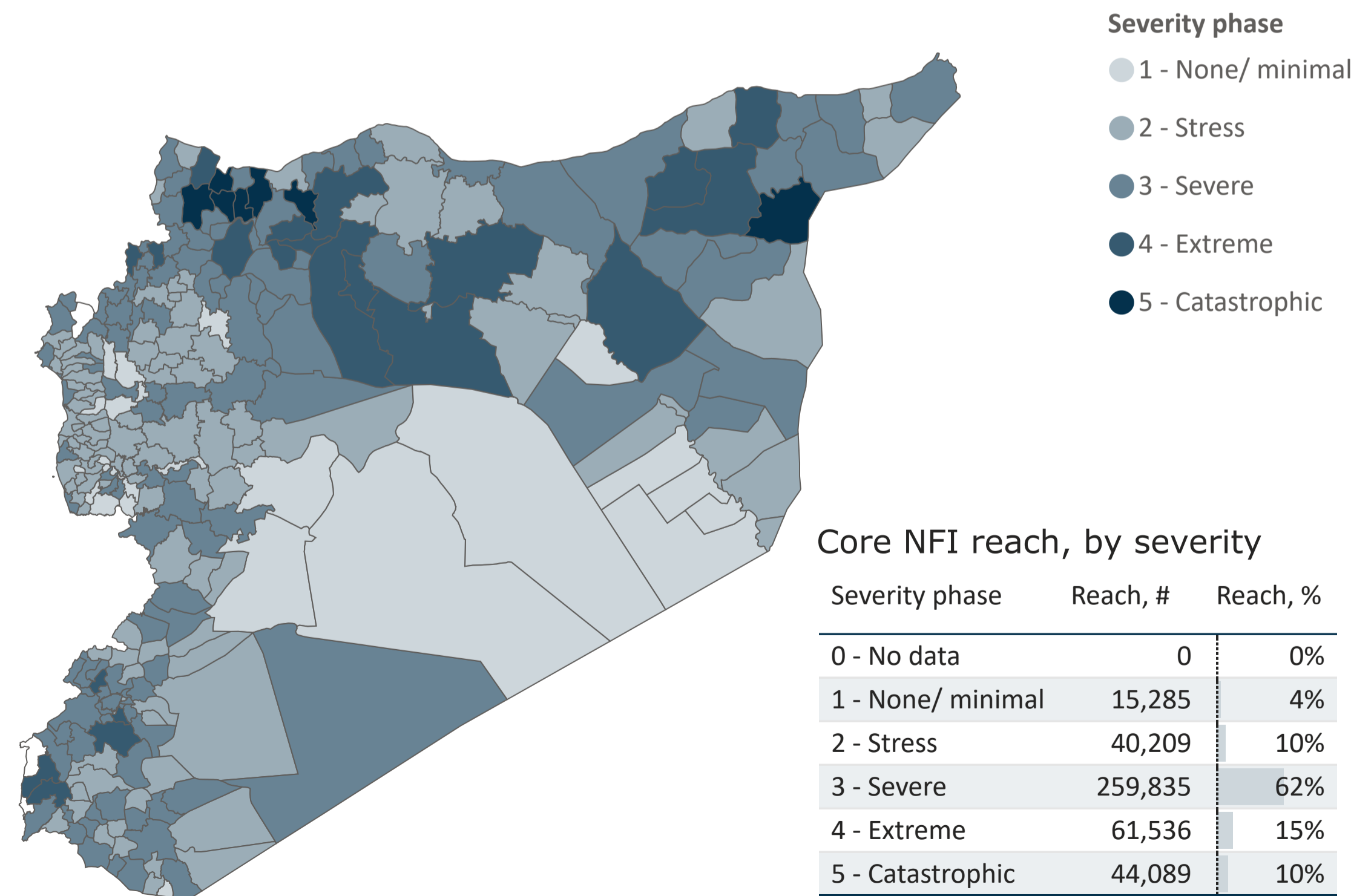
Shelter severity, by subdistrict



Shelter reach, by severity

Severity phase	Reach, #	Reach, %
0 - No data	0	0%
1 - None/minimal	0	0%
2 - Stress	35,229	6%
3 - Severe	205,826	33%
4 - Extreme	381,370	61%
<b>Total</b>	<b>622,425</b>	<b>100%</b>

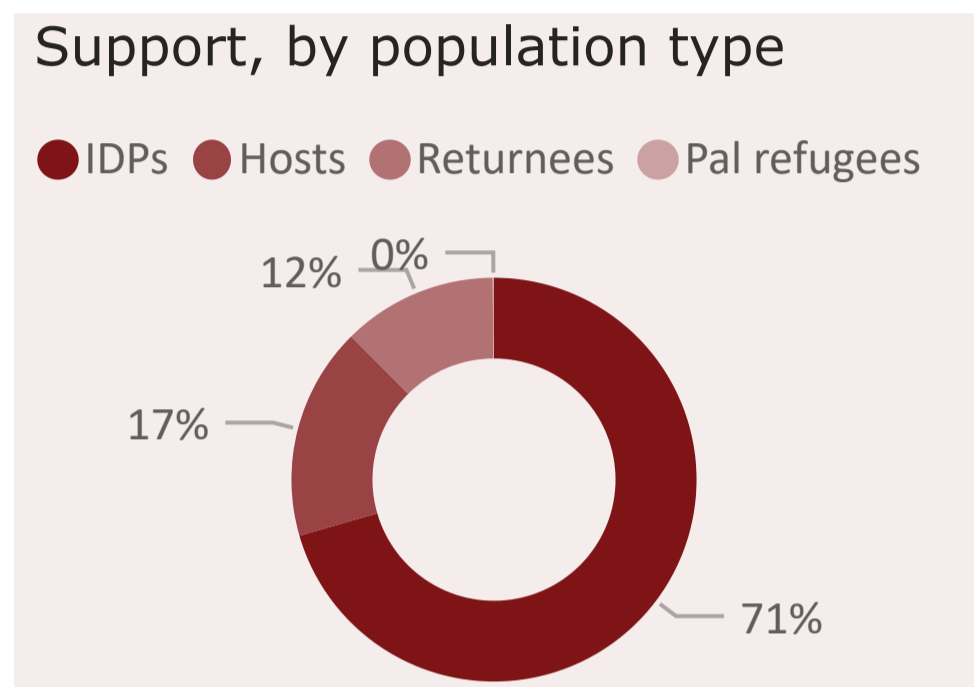
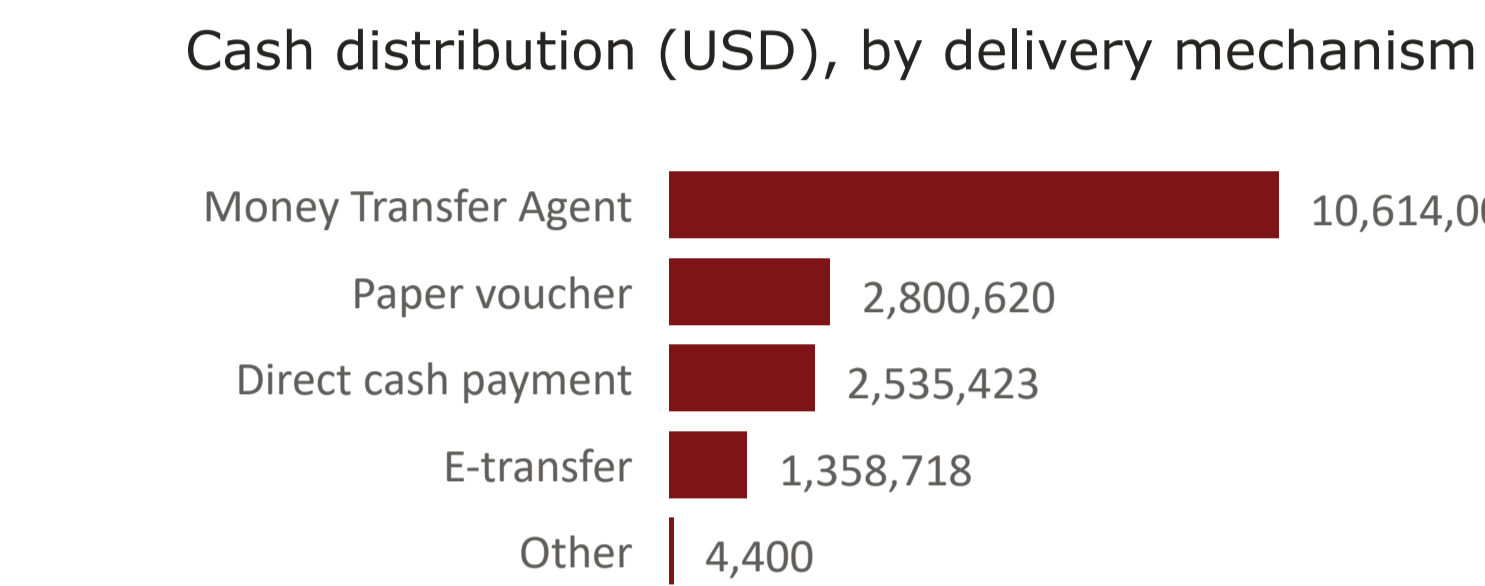
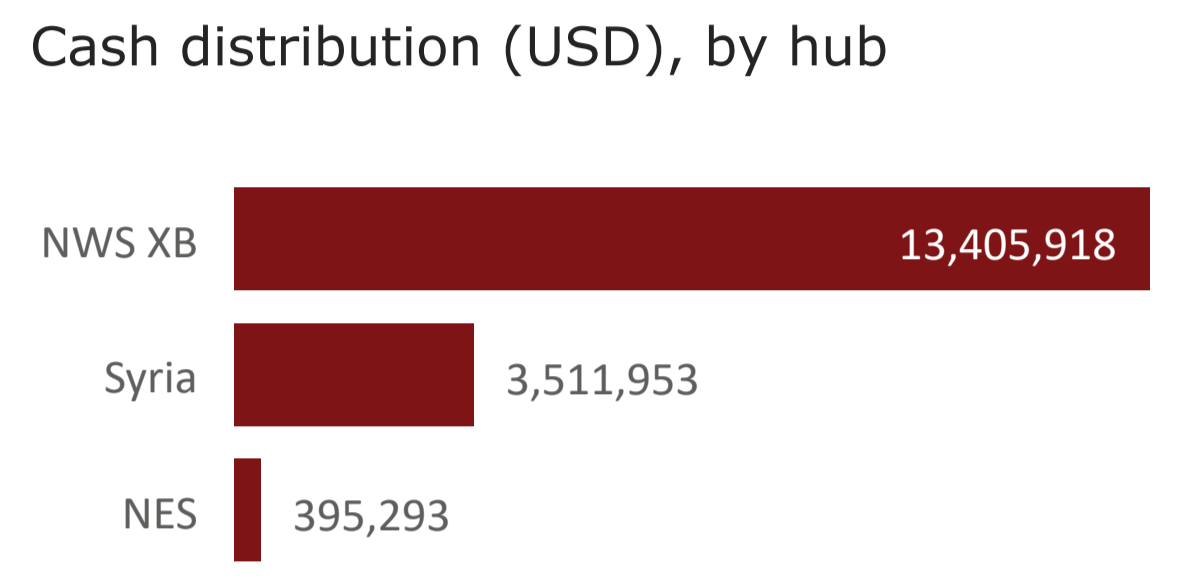
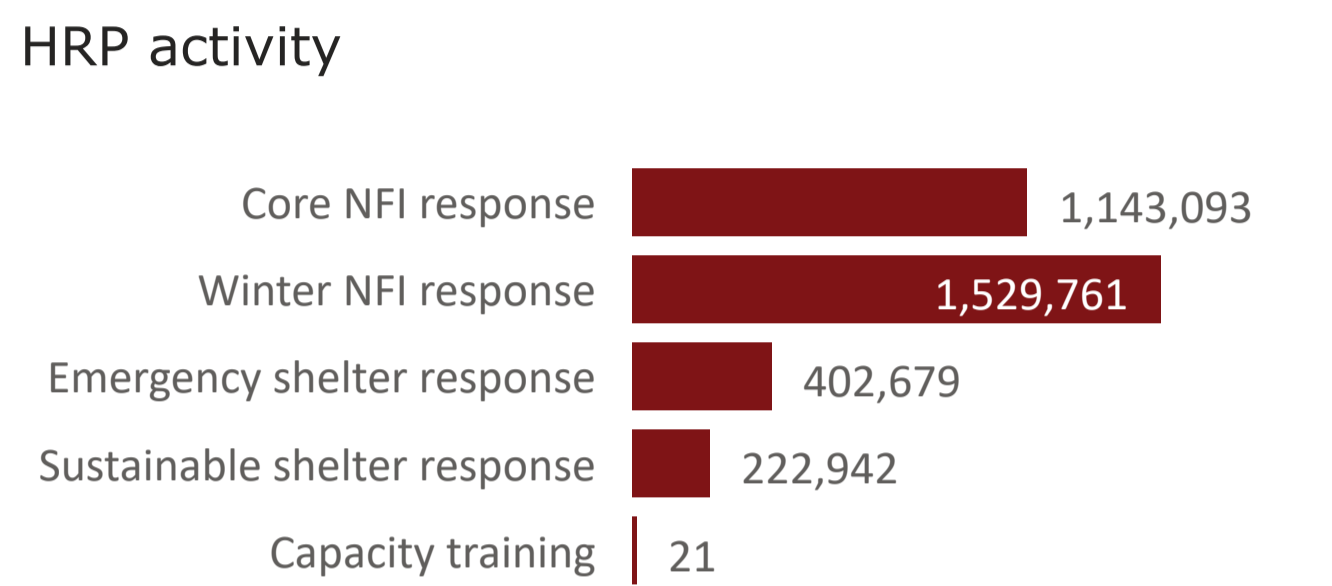
Shelter severity, by subdistrict



Core NFI reach, by severity

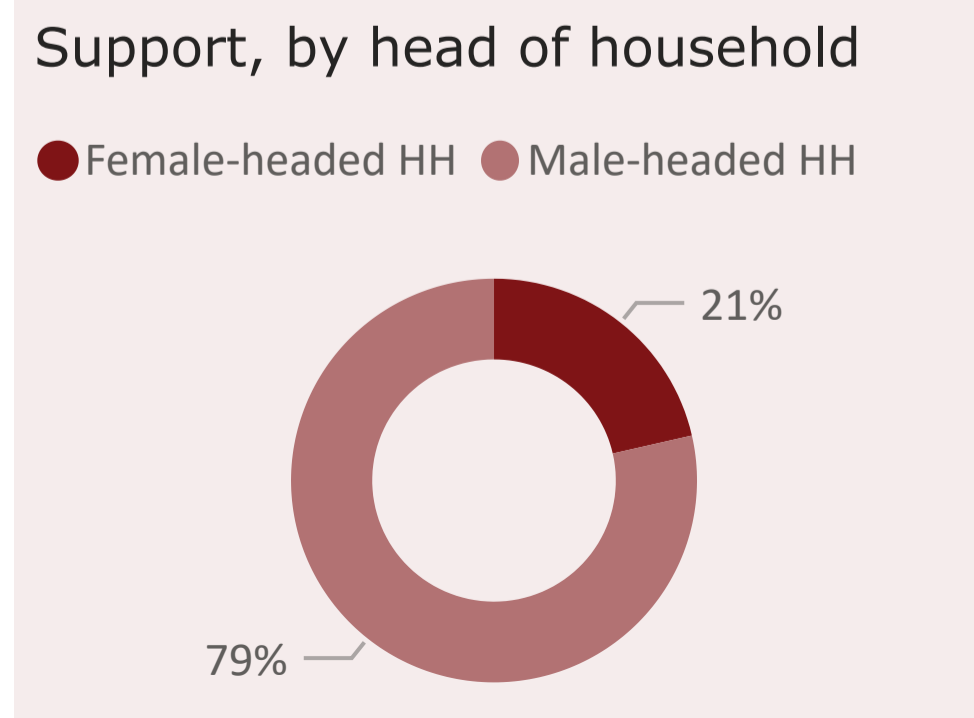
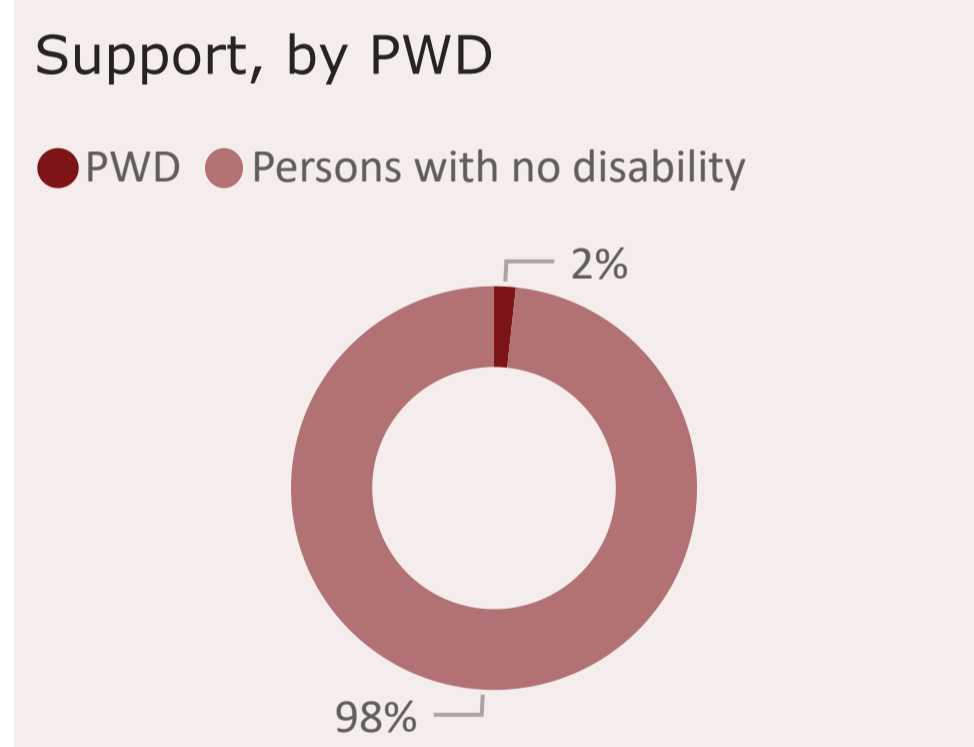
Severity phase	Reach, #	Reach, %
0 - No data	0	0%
1 - None/minimal	15,285	4%
2 - Stress	40,209	10%
3 - Severe	259,835	62%
4 - Extreme	61,536	15%
5 - Catastrophic	44,089	10%
<b>Total</b>	<b>420,954</b>	<b>100%</b>

**Hub:** Syria | NWS XB | NES  
**Organization type:** Non-UN agency | UN agency  
**Support type:** Assisted | Reached  
**Activity:** All  
**Governorate:** All  
**Subdistrict:** All  
**Reporting month:** All




Shelter and NFI support (non-unique), by response activity and month

Response	January	February	March	April	May	June	July	August	September	Total
<b>Core NFI response</b>	<b>512,737</b>	<b>50,155</b>	<b>118,077</b>	<b>89,271</b>	<b>176,578</b>	<b>174,003</b>	<b>166,693</b>	<b>186,964</b>	<b>180,704</b>	<b>1,655,182</b>
1.1.1.1 Core NFIs	512,737	50,155	118,077	89,271	176,578	174,003	166,693	186,964	180,704	1,655,182
<b>Winter NFI response</b>	<b>595,773</b>	<b>604,969</b>	<b>374,804</b>	<b>50,018</b>	<b>57,506</b>	<b>132,987</b>	<b>60,004</b>	<b>41,904</b>	<b>104,605</b>	<b>2,022,570</b>
1.1.1.2 Winter NFIs	595,773	604,969	374,804	50,018	57,506	132,987	60,004	41,904	104,605	2,022,570
<b>Emergency shelter response</b>	<b>24,191</b>	<b>51,859</b>	<b>42,315</b>	<b>31,216</b>	<b>29,428</b>	<b>54,327</b>	<b>48,881</b>	<b>86,565</b>	<b>44,814</b>	<b>413,596</b>
1.2.1.1 Tent repair				29			12,116	1,208		13,353
1.2.1.2 Tent installation/ replacement	7,197	1,528	6,781	4,828	3,192	13,821	5,841	2,726	6,833	52,747
1.2.1.3 Emergency shelter kits/ material	6,086		421			31		15,171	9,008	30,717
1.2.1.4 Collective centres rehabilitation	6,287	6,678	323	740	821	1,098	2,672	1,379	1,002	21,000
1.2.2.1 Temporary/ transitional shelter	1,982	143	7,821	9,458	9,953	8,840	6,268	19,668	4,586	68,719
1.2.3.1 HH level improvements					6,900	5,105				12,005
1.2.3.2 Site level improvements/ infrastructure	2,639	43,510	26,969	16,161	8,562	25,432	21,984	46,413	23,385	215,055
<b>Sustainable shelter response</b>	<b>2,541</b>	<b>26,306</b>	<b>1,212</b>	<b>7,096</b>	<b>69,316</b>	<b>59,078</b>	<b>23,583</b>	<b>12,853</b>	<b>26,189</b>	<b>228,174</b>
2.1.1.1 Damaged/ unfinished housing rehabilitation	1,970	2,113	1,212	6,538	5,842	16,172	9,098	10,974	17,988	71,907
2.1.1.2 HH level solar energy systems								808	7,685	8,493
2.1.1.3 Tenure security agreements support	571	443		558	724	256	85	1,071	516	4,224
2.1.2.1 Community infrastructure rehabilitation		23,750			62,750	42,650	14,400		0	143,550
<b>Capacity training</b>	<b>21</b>									<b>21</b>
2.1.3.1 Capacity building of partners	21									21
<b>Total</b>	<b>1,135,263</b>	<b>733,289</b>	<b>536,408</b>	<b>177,601</b>	<b>332,828</b>	<b>420,395</b>	<b>299,161</b>	<b>328,286</b>	<b>356,312</b>	<b>4,319,543</b>



Hub: Syria NWS XB NES
 Organization type: Non-UN agency UN agency
 Support type: Assisted Reached
 Activity: All
 Governorate: All
 Subdistrict: All
 Reporting month: All

Individuals supported vs target vs PiN



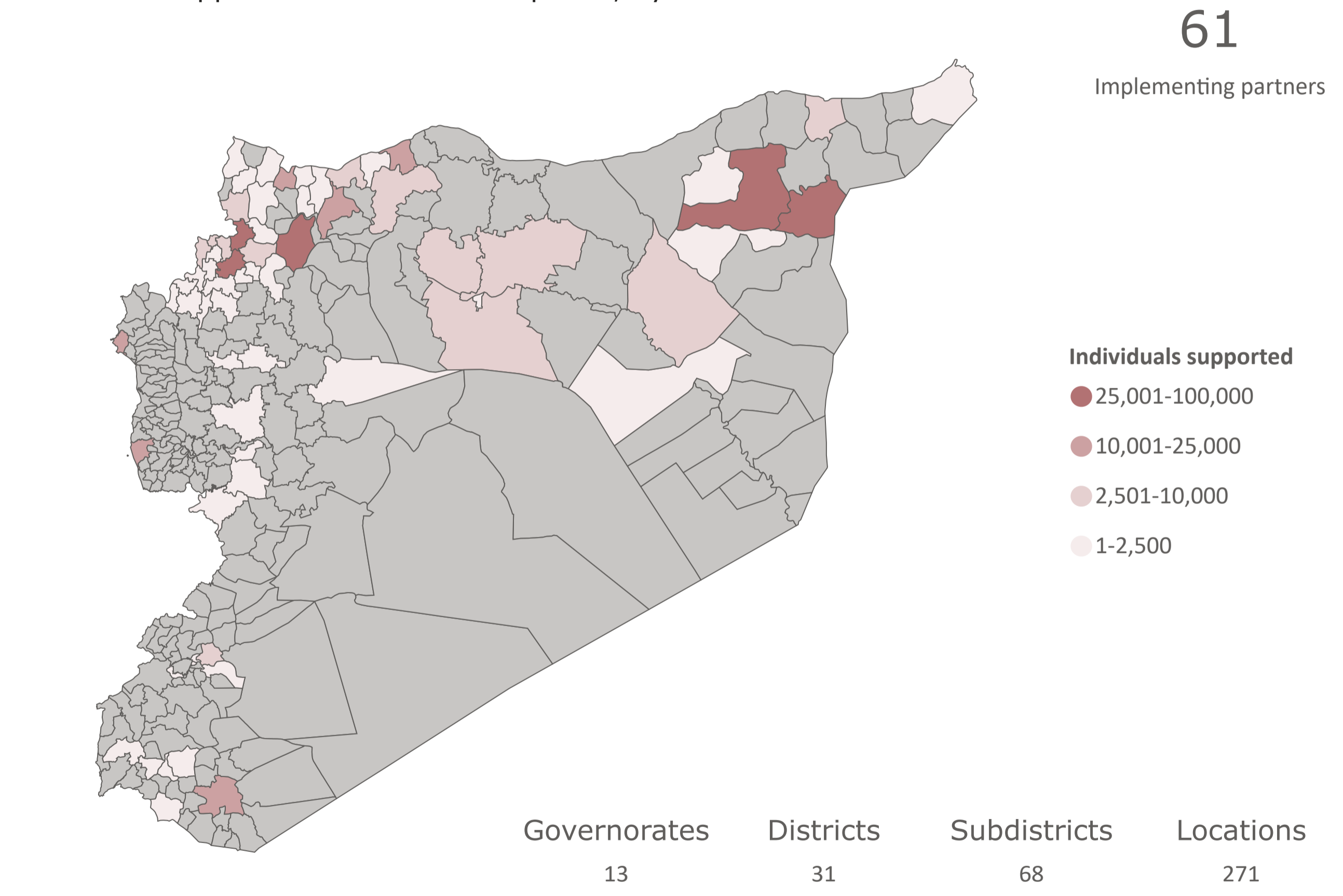
**622,425**  
Supported individuals

**7,945**  
Supported PWDs

**127,125**  
Supported HHs

**7,897**  
Supported FHHs

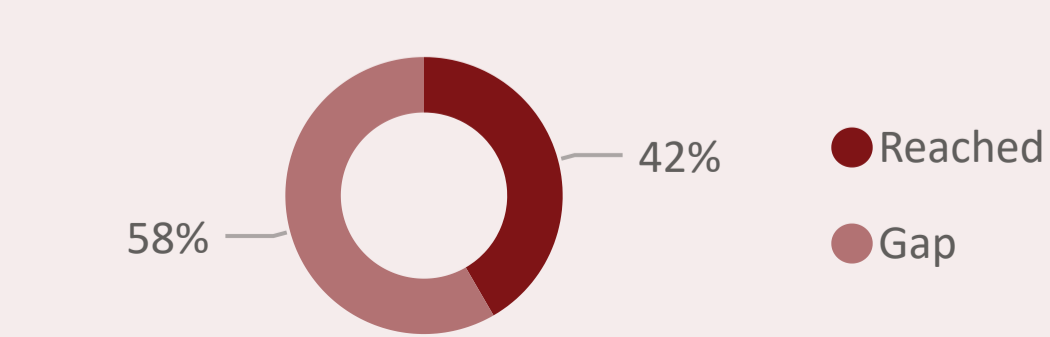
Individuals supported with shelter response, by subdistrict



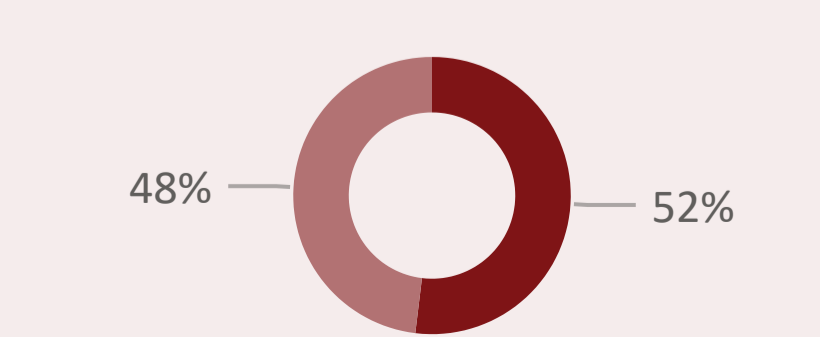
Selected shelter activities provided, by governorate

Governorate	Tents installed	Tents repaired	Community infra. rehabilitated	Emergency shelter kits provided	Houses rehabilitated	Tenure security agreements supported
Aleppo	2,821	241	725	1,029	3,955	44
Al-Hasakeh	3,318	0	775	0	0	0
Ar-Raqqa	790	1,877	200	94	592	499
As-Sweida	0	0	453	0	0	0
Damascus	0	0	0	0	0	0
Dar'a	0	0	0	0	291	0
Deir-ez-Zor	750	0	0	0	155	0
Hama	0	0	0	43	0	0
Homs	0	0	0	352	66	0
Idleb	2,552	5	0	30	7,289	0
Lattakia	0	0	400	0	0	0
Quneitra	0	0	318	0	0	0
Rural Damascus	0	0	0	0	191	0
Tartous	0	0	288	0	0	0
<b>Total</b>	<b>10,231</b>	<b>2,123</b>	<b>3,159</b>	<b>1,548</b>	<b>12,539</b>	<b>543</b>

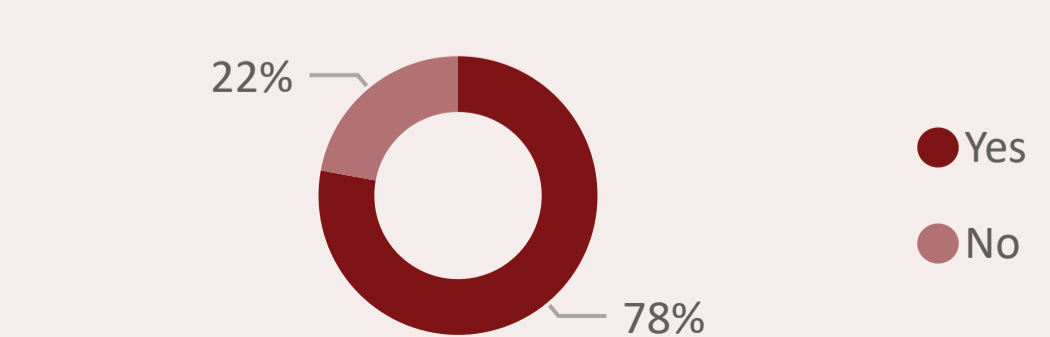
Individuals supported vs gap to target



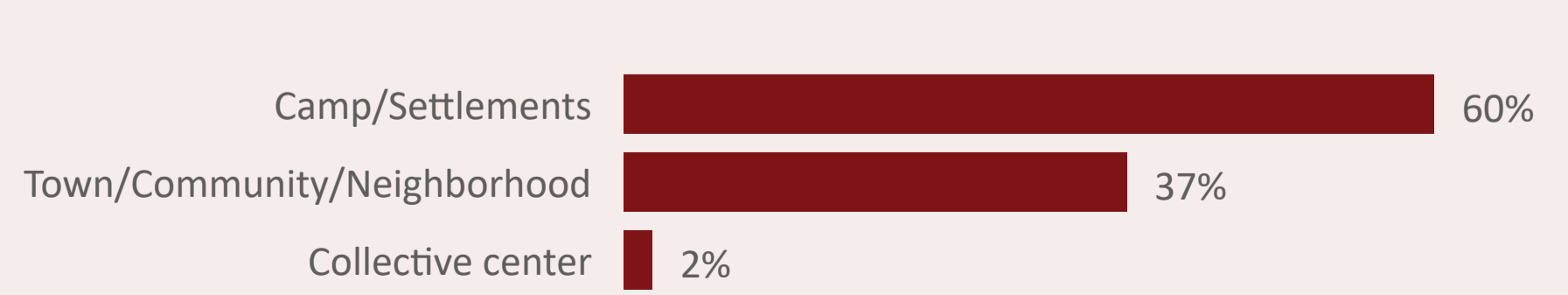
Individuals supported, by sex



Privacy for females during intervention

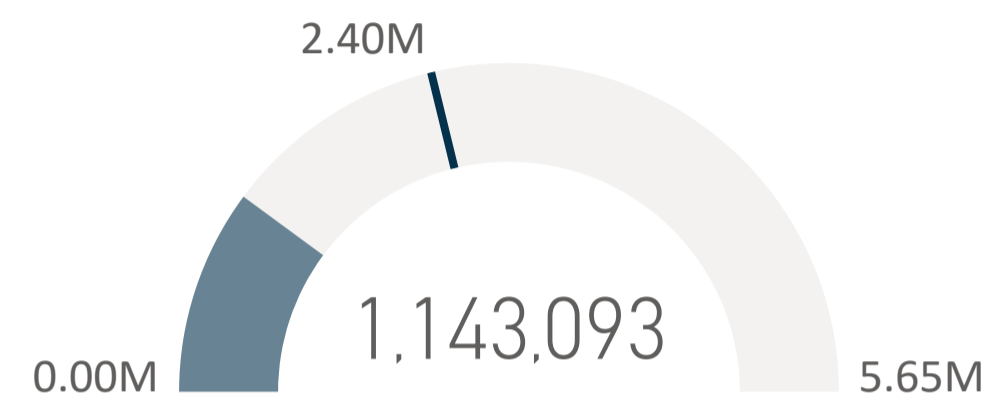


Individuals supported, by location type



Hub: Syria NWS XB NES
 Organization type: Non-UN agency UN agency
 Support type: Assisted Reached
 Governorate: All
 Subdistrict: All
 Reporting month: All

Individuals supported vs target vs PiN



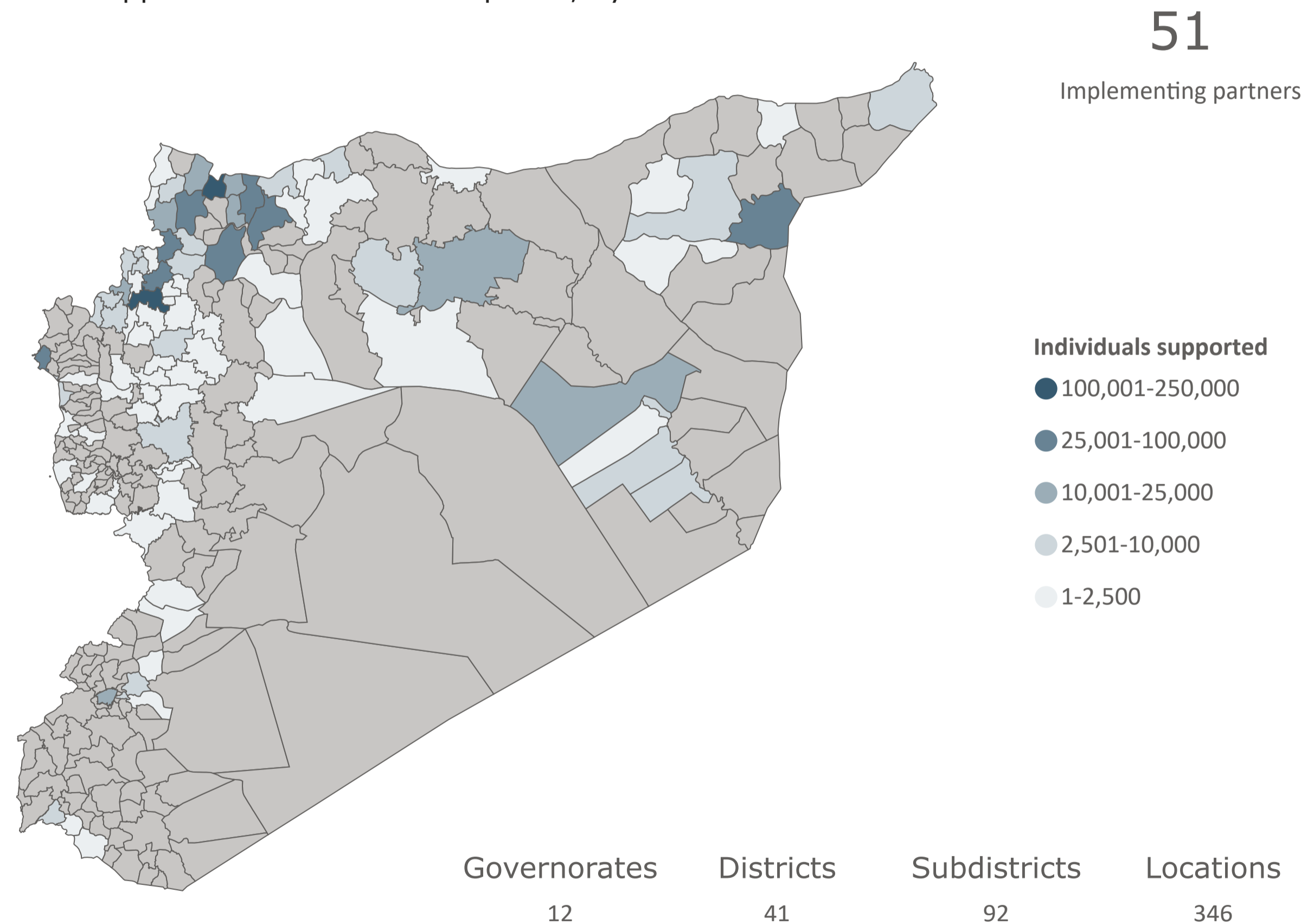
**1,143,093**  
Supported individuals

**10,860**  
Supported PWDs

**212,474**  
Supported HHs

**54,299**  
Supported FHHs

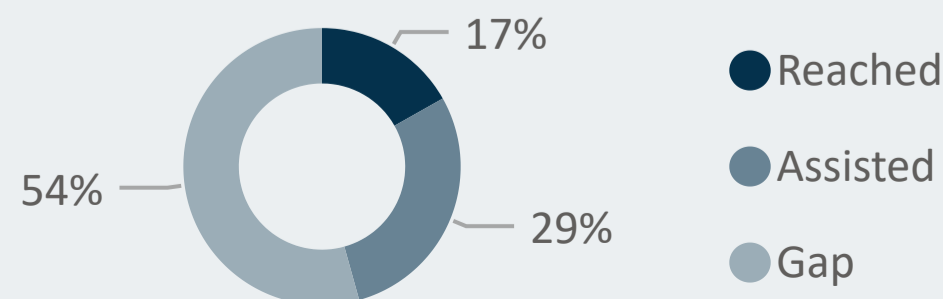
Individuals supported with core NFI response, by subdistrict



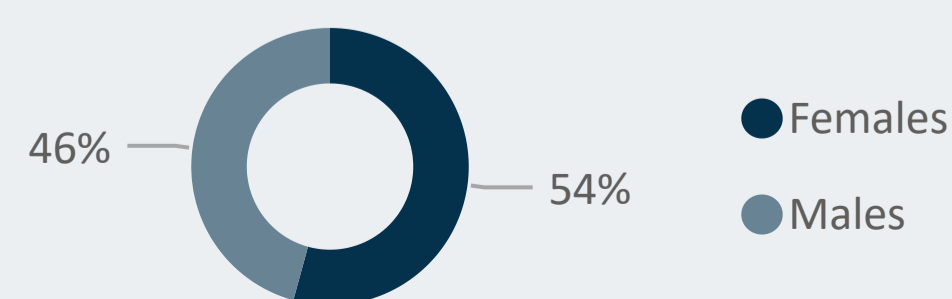
Core NFIs distributed, by governorate

Governorate	Mattresses	Sleeping mats	Carpets	High thermal blanket	Kitchen sets	Jerry cans	Plastic bucket	Solar lamps	Flash lights	Plastic sheets
Aleppo	122,355	20,447	8,417	147,176	25,755	56,363	6,002	30,664	100	54,544
Al-Hasakeh	2,006	1,860		1,551	570	1,108		499	41	345
Ar-Raqqa	1,434	510	244	896	487	800		493	14	213
Damascus	7,483	12,399		12,514	2,494	2,483	2,479	2,479	321	2,489
Dar'a	6,260	7,184	395	10,000	2,092	4,092	92	2,079	61	2,433
Deir-ez-Zor	17,811	23,193		29,685	5,935	5,935	5,935	5,935	3,087	5,935
Hama	6,767	9,693		11,255	2,235	3,494	1,000	2,235	966	2,247
Homs	4,800	7,587		8,012	1,601	3,201		1,600	1,221	1,600
Idleb	113,776	4,734	3,911	147,895	21,754	55,504		27,752	95	58,038
Lattakia	19,886	20,256		30,141	6,022	12,020	17	6,038	1,935	6,021
Rural Damascus	8,538	12,900		14,200	2,840	2,840	2,840	2,822	1,054	2,840
Tartous	2,238	2,864		3,730	746	1,492		746		746
<b>Total</b>	<b>313,354</b>	<b>123,627</b>	<b>12,967</b>	<b>417,055</b>	<b>72,531</b>	<b>149,332</b>	<b>18,365</b>	<b>83,342</b>	<b>8,895</b>	<b>137,451</b>

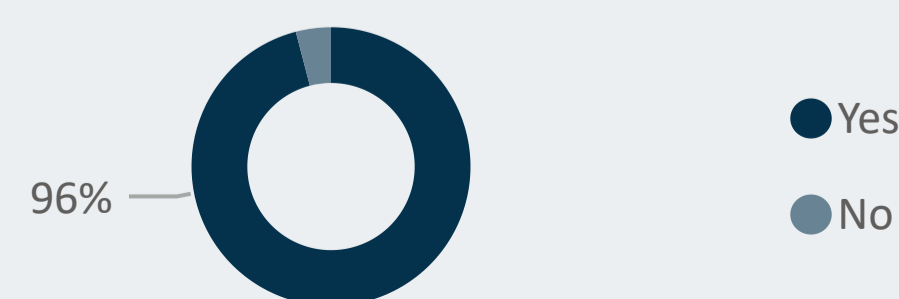
Individuals supported vs gap to target



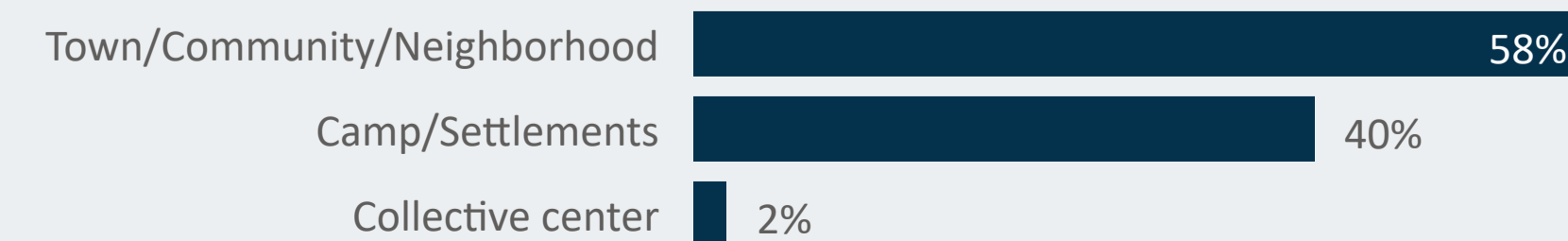
Individuals supported, by sex



Separate lines during distribution



Individuals supported, by location type



Hub: Syria NWS XB NES
 Organization type: Non-UN agency UN agency
 Support type: Assisted Reached
 Governorate: All
 Subdistrict: All
 Reporting month: All

**1,529,761**  
Supported individuals

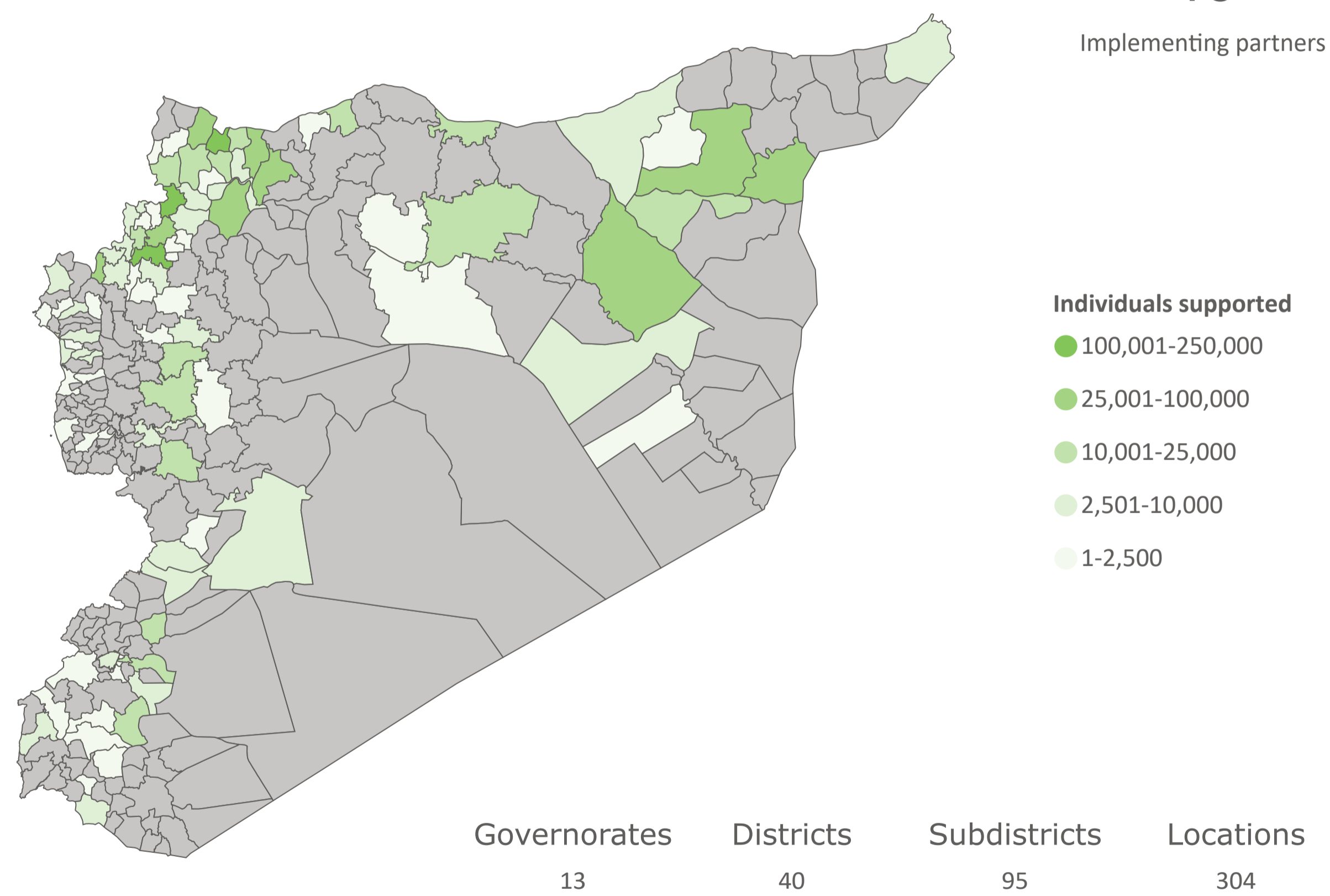
**31,188**  
Supported PWDs

**309,395**  
Supported HHs

**51,621**  
Supported FHHs

Individuals supported with winter NFI response, by subdistrict

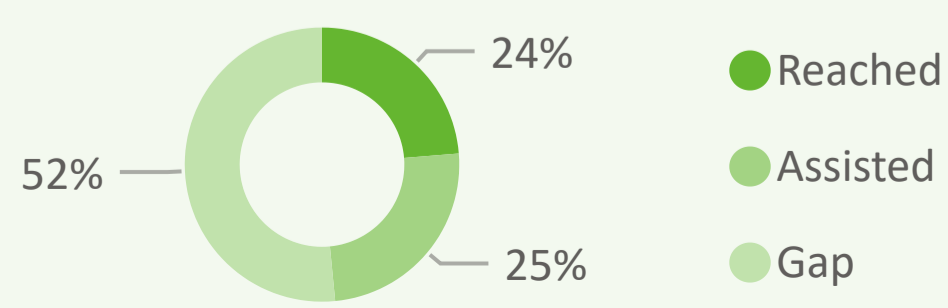
**46**  
Implementing partners



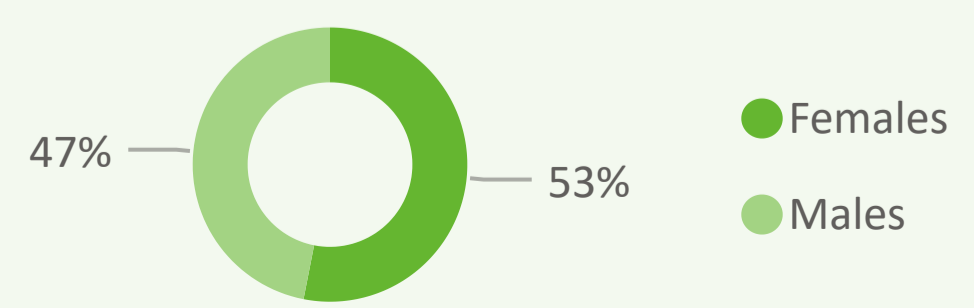
Selected winter NFIs distributed, by governorate

Governorate	Plastic sheets	Mattresses	Sleeping mats	Carpets	Heaters	Winter clothing kits	Winter jackets	High thermal blankets	Sleeping bags	Rubber boots
Aleppo	11,001	18,455	3,404		817	10,483	197,268	28,831		12,315
Al-Hasakeh	3,190	13,707	3,259		463	9,448	25,314	15,272	256	64,633
Ar-Raqqa	3,837	6,560	47	3,684	1,040	18	9,084	22,676	143	3,724
Damascus				1,439		2,000	4,000	10,000		
Dar'a	1,024	16		1,012	2,512	1,006	3,868	1,866		1,866
Deir-ez-Zor						6,191	6,434			21,039
Hama						10,000	200		50	
Homs	1,840			509	1,796	1,840	11,184	7,504		7,504
Idleb	9,518	19,353	3,261	676	894	8,278	194,361	27,187		
Lattakia	4,030	6	8	4,131	1,200	17,730	8,660	20,754		600
Quneitra					1,066					
Rural Damascus				1,581	132	4,100	8,200	20,500		
Tartous	63	125	109			138	145	428		
<b>Total</b>	<b>34,503</b>	<b>58,222</b>	<b>10,088</b>	<b>13,032</b>	<b>9,920</b>	<b>71,232</b>	<b>468,718</b>	<b>155,018</b>	<b>449</b>	<b>111,681</b>

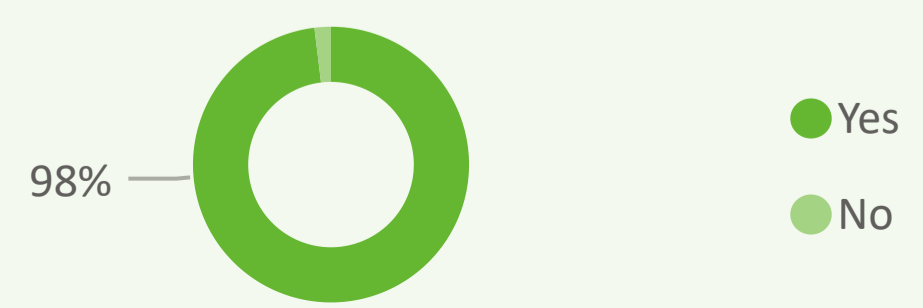
Individuals supported vs gap to target



Individuals supported, by sex



Separate lines during distribution



Individuals supported, by location type

