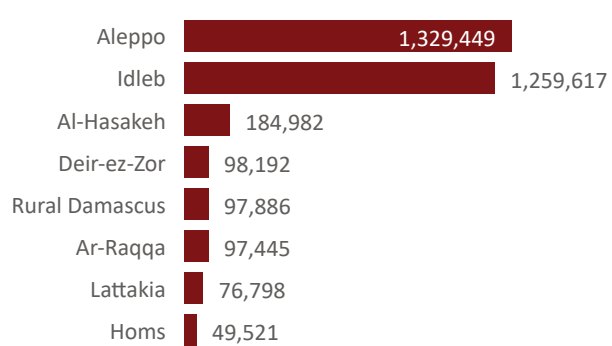
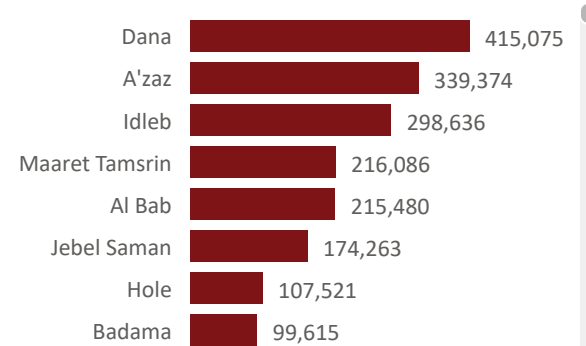


Sector: NFI Shelter
 Hub: Syria NWS XB NES
 Organization type: Non-UN agency UN agency
 Support type: Assisted Reached
 Governorate: All
 Subdistrict: All
 Reporting month: All

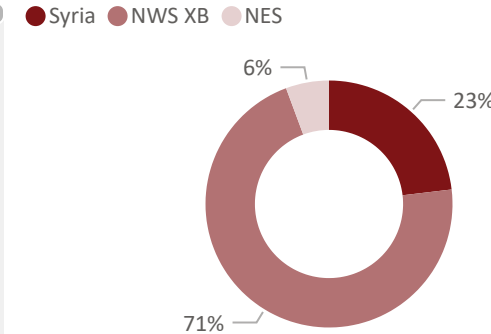
Individuals supported, by governorate



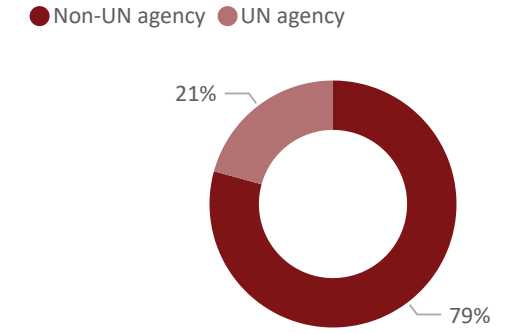
Individuals supported, by subdistrict



Individuals supported, by hub



Individuals supported, by organization type



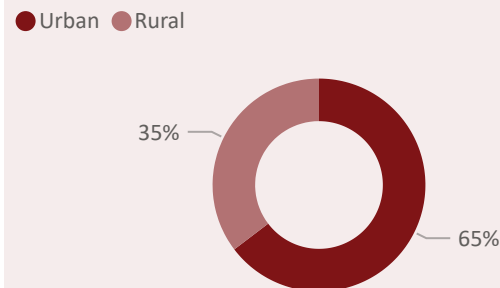
Individuals and HH supported

681,860	136,484
Shelter (ind)	Shelter (HH)
1,196,993	222,070
Core NFI (ind)	Core NFI (HH)
1,698,687	342,916
Winter NFI (ind)	Winter NFI (HH)
45,485	102,848
Total SNFI PWD	Total SNFI FHH

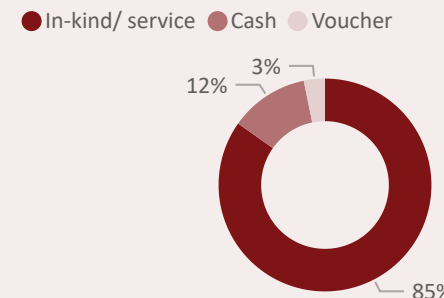
Monthly supported individuals (non-unique), by activity category

Activity category	January	February	March	April	May	June	July	August	September	October
1.1.1.1 Core NFIs	494,290	14,931	82,862	23,261	98,994	103,742	93,033	123,845	92,060	69,975
1.1.1.2 Winter NFIs	468,396	384,136	245,164	36,677	57,303	132,072	59,504	57,979	104,605	152,851
1.2.1/2/3 Emergency shelter response	24,191	46,185	41,992	30,781	29,017	53,814	47,701	85,186	30,551	61,008
2.1.1/2 Sustainable shelter response	2,312	25,382	338	7,096	68,820	58,338	22,861	11,276	24,514	16,980
2.1.3 Capacity training		21								

Individuals supported, by response plan



Individuals supported, by response plan



Whole of Syria Coordination Team

Senior Coordinator:
 Bobbie Baker
 bakerb@unhcr.org

Coordination Support Officer:
 Rahul Doddi
 doddi@unhcr.org

IM Officer:
 Samir Kheir
 kheir@unhcr.org

[Whole of Syria Shelter and NFI Sector](#)

Reporting month

Month	Download
January	Download
February	Download
March	Download
April	Download
May	Download
June	Download
July	Download
August	Download
September	Download
October	Download

Last updated

5 December 2023

Hub

Syria | NWS XB | NES

Organization type

Non-UN agency | UN agency

Governorate

All

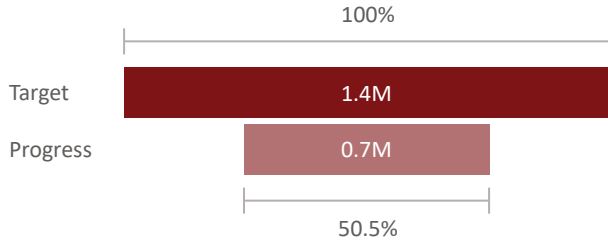
Subdistrict

All

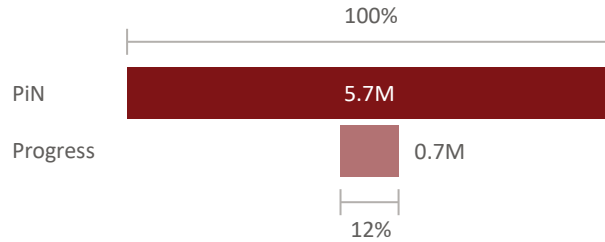
Reporting month

All

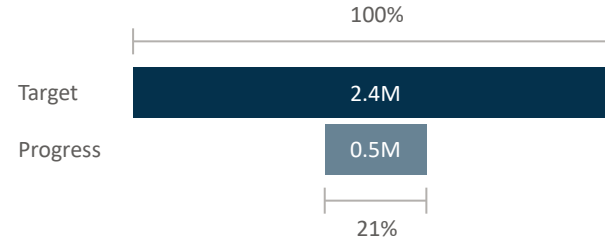
Shelter reach vs HRP target (individuals)



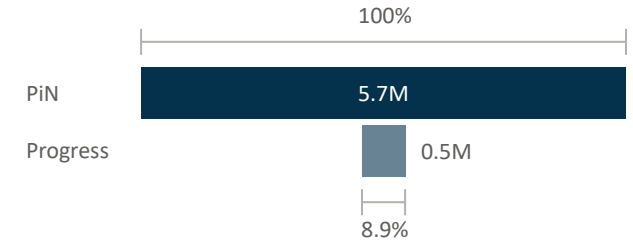
Shelter reach vs PiN (individuals)



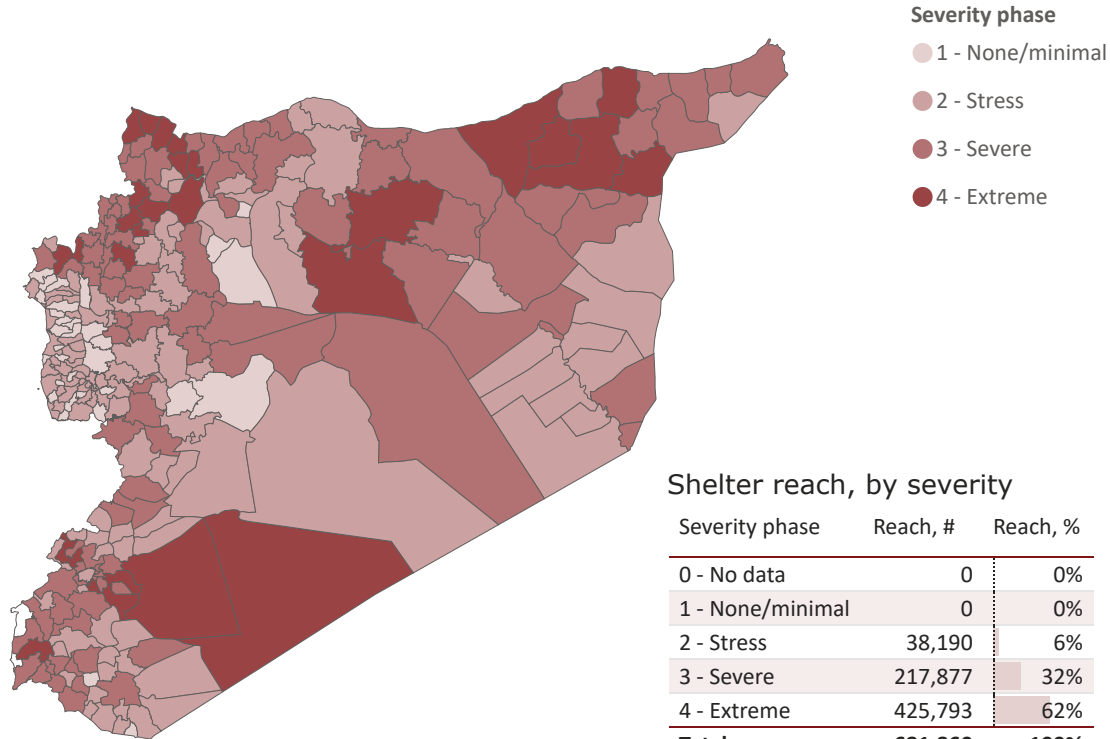
Core NFI reach vs HRP target (individuals)



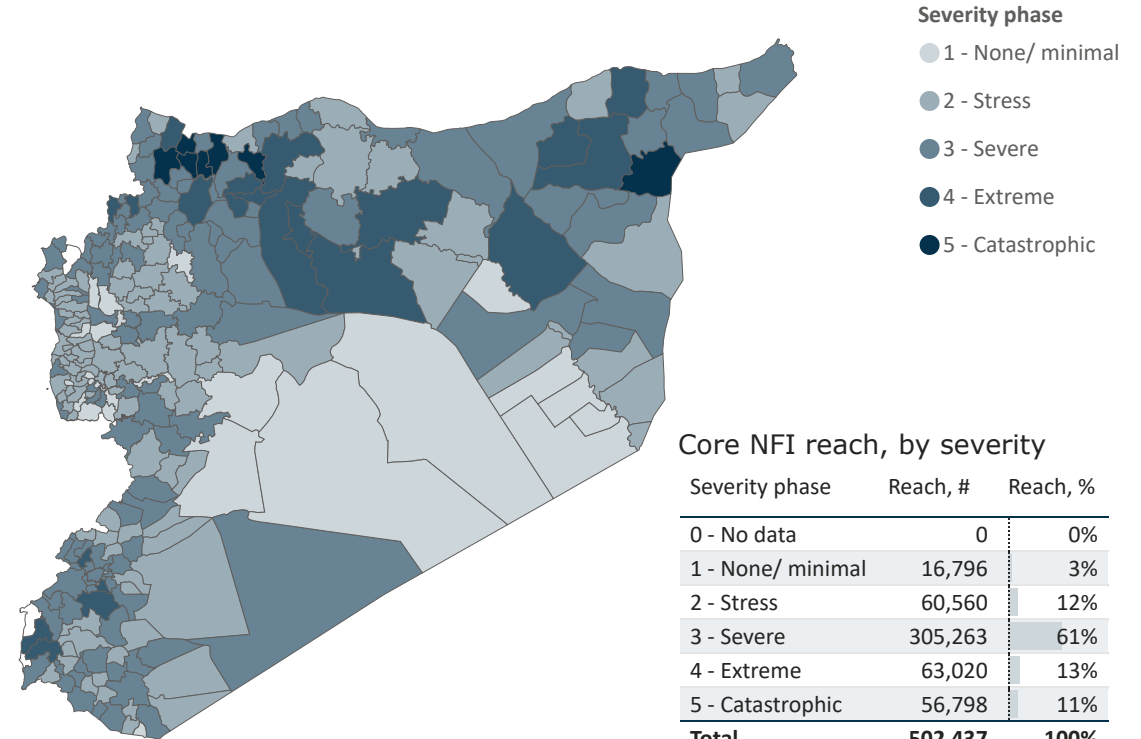
Core NFI reach vs PiN (individuals)



Shelter severity, by subdistrict

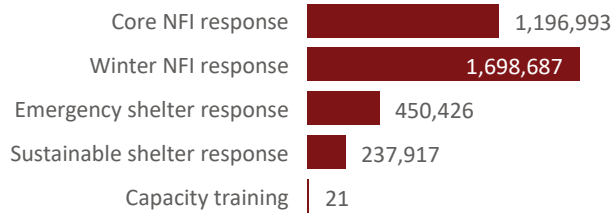


Shelter severity, by subdistrict

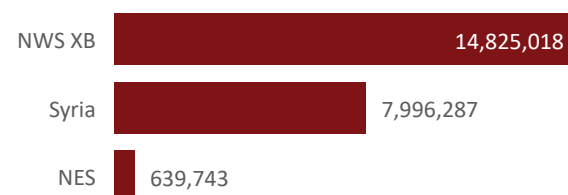


Hub: Syria NWS XB NES
 Organization type: Non-UN agency UN agency
 Support type: Assisted Reached
 Activity: All
 Governorate: All
 Subdistrict: All
 Reporting month: All

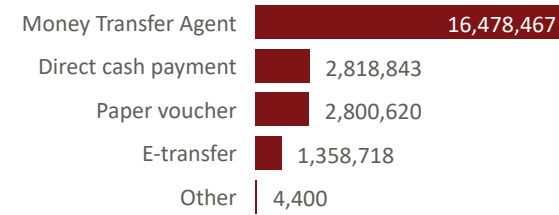
HRP activity



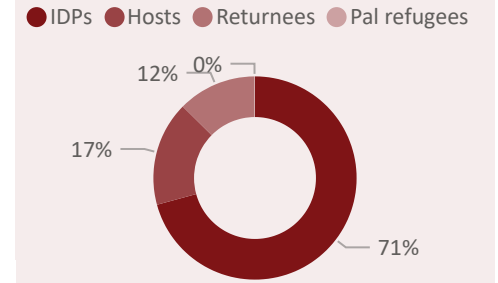
Cash distribution (USD), by hub



Cash distribution (USD), by delivery mechanism



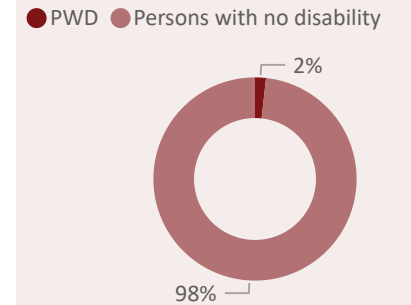
Support, by population type



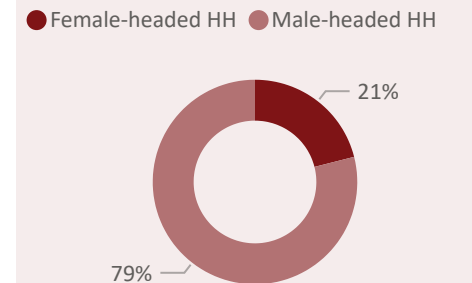
Shelter and NFI support (non-unique), by response activity and month

Response	January	February	March	April	May	June	July	August	September	October	Total
Core NFI response	512,737	50,155	118,077	89,271	176,578	174,003	166,693	170,889	180,704	115,728	1,754,835
1.1.1.1 Core NFIs	512,737	50,155	118,077	89,271	176,578	174,003	166,693	170,889	180,704	115,728	1,754,835
Winter NFI response	595,773	604,969	374,804	50,018	57,506	132,987	60,004	57,979	104,605	159,276	2,197,921
1.1.1.2 Winter NFIs	595,773	604,969	374,804	50,018	57,506	132,987	60,004	57,979	104,605	159,276	2,197,921
Emergency shelter response	24,191	51,859	42,315	31,216	29,428	54,327	48,881	86,565	31,553	61,566	461,901
1.2.1.1 Tent repair				29			12,116	1,208			13,353
1.2.1.2 Tent installation/ replacement	7,197	1,528	6,781	4,828	3,192	13,821	5,841	2,726	3,308	24,017	73,239
1.2.1.3 Emergency shelter kits/ material	6,086		421			31		15,171	7,774	3,609	33,092
1.2.1.4 Collective centres rehabilitation	6,287	6,678	323	740	821	1,098	2,672	1,379	1,002	1,163	22,163
1.2.2.1 Temporary/ transitional shelter	1,982	143	7,821	9,458	9,953	8,840	6,268	19,668	4,586	9,712	78,431
1.2.3.1 HH level improvements					6,900	5,105					12,005
1.2.3.2 Site level improvements/ infrastructure	2,639	43,510	26,969	16,161	8,562	25,432	21,984	46,413	14,883	23,065	229,618
Sustainable shelter response	2,541	26,306	1,212	7,096	69,316	59,078	23,827	12,279	24,514	17,491	243,660
2.1.1.1 Damaged/ unfinished housing rehabilitation	1,970	2,113	1,212	6,538	5,842	16,172	9,342	10,400	16,313	15,478	85,380
2.1.1.2 HH level solar energy systems								808	7,685		8,493
2.1.1.3 Tenure security agreements support	571	443		558	724	256	85	1,071	516	1,626	5,850
2.1.1.4 Damaged/ unfinished common area rehabilitation									387		387
2.1.2.1 Community infrastructure rehabilitation		23,750			62,750	42,650	14,400				143,550
Capacity training	21										21
2.1.3.1 Capacity building of partners	21										21
Total	1,135,263	733,289	536,408	177,601	332,828	420,395	299,405	327,712	341,376	354,061	4,658,338

Support, by PWD



Support, by head of household



Hub

Syria NWS XB NES

Organization type

Non-UN agency UN agency

Support type

Assisted Reached

Activity

All

Governorate

All


Subdistrict

All

Reporting month

All

Individuals supported vs target vs PiN



681,860

Supported individuals

136,484

Supported HHs

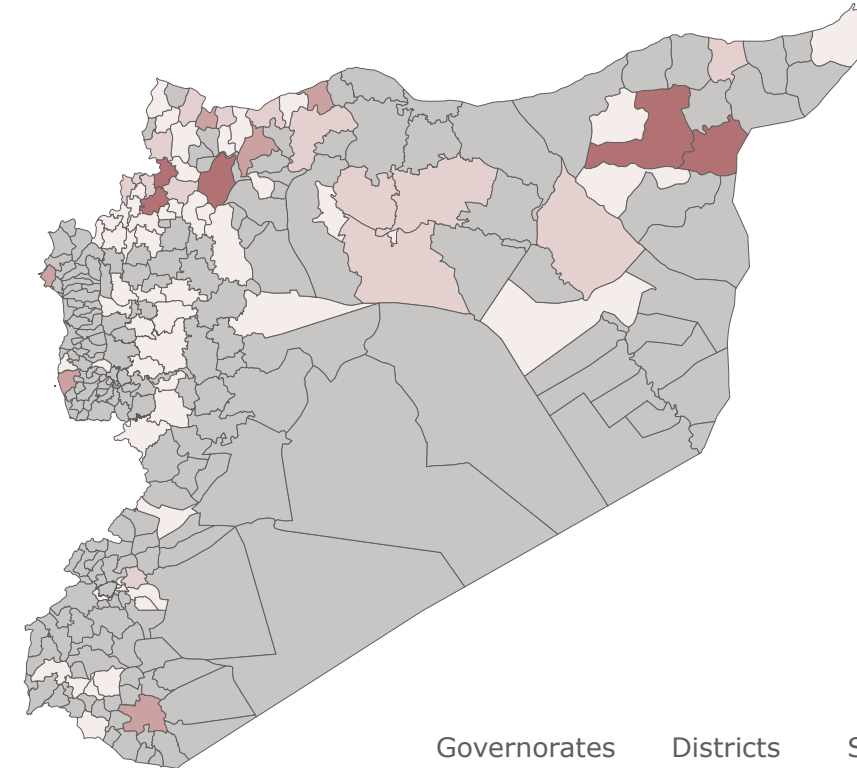
9,341

Supported PWDs

8,982

Supported FHHs

Individuals supported with shelter response, by subdistrict



68

Implementing partners

Individuals supported

- 25,001-100,000
- 10,001-25,000
- 2,501-10,000
- 1-2,500

Selected shelter activities provided, by governorate

Governorate	Tents installed	Tents repaired	Community infra. rehabilitated	Emergency shelter kits provided	Houses rehabilitated	Tenure security agreements supported
Aleppo	5,451	241	725	1,188	4,613	44
Al-Hasakeh	3,339	0	775	0	0	0
Ar-Raqqa	798	1,877	200	94	879	686
As-Sweida	0	0	453	0	0	0
Damascus	0	0	0	0	0	0
Dar'a	0	0	0	0	308	0
Deir-ez-Zor	750	0	0	0	155	0
Hama	19	0	0	177	20	0
Homs	0	0	0	476	66	0
Idleb	3,689	5	0	102	7,841	0
Lattakia	0	0	400	0	369	0
Quneitra	0	0	318	0	0	0
Rural Damascus	0	0	0	0	396	0
Tartous	8	0	288	0	0	0
Total	14,054	2,123	3,159	2,037	14,647	730

Governorates

13

Districts

36

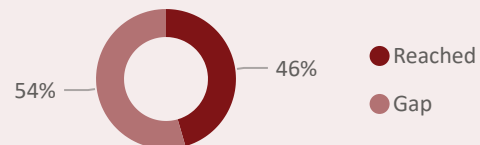
Subdistricts

86

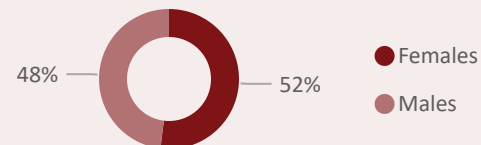
Locations

316

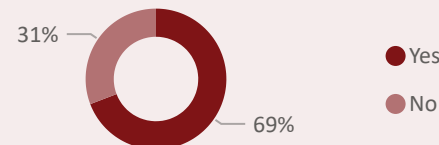
Individuals supported vs gap to target



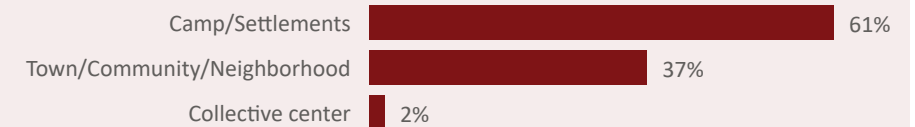
Individuals supported, by sex



Privacy for females during intervention



Individuals supported, by location type



Hub: Syria | NWS XB | NES

Organization type: Non-UN agency | UN agency

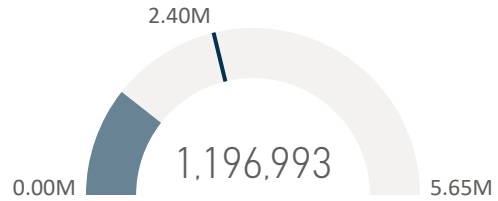
Support type: Assisted | Reached

Governorate: All

Subdistrict: All

Reporting month: All

Individuals supported vs target vs PiN



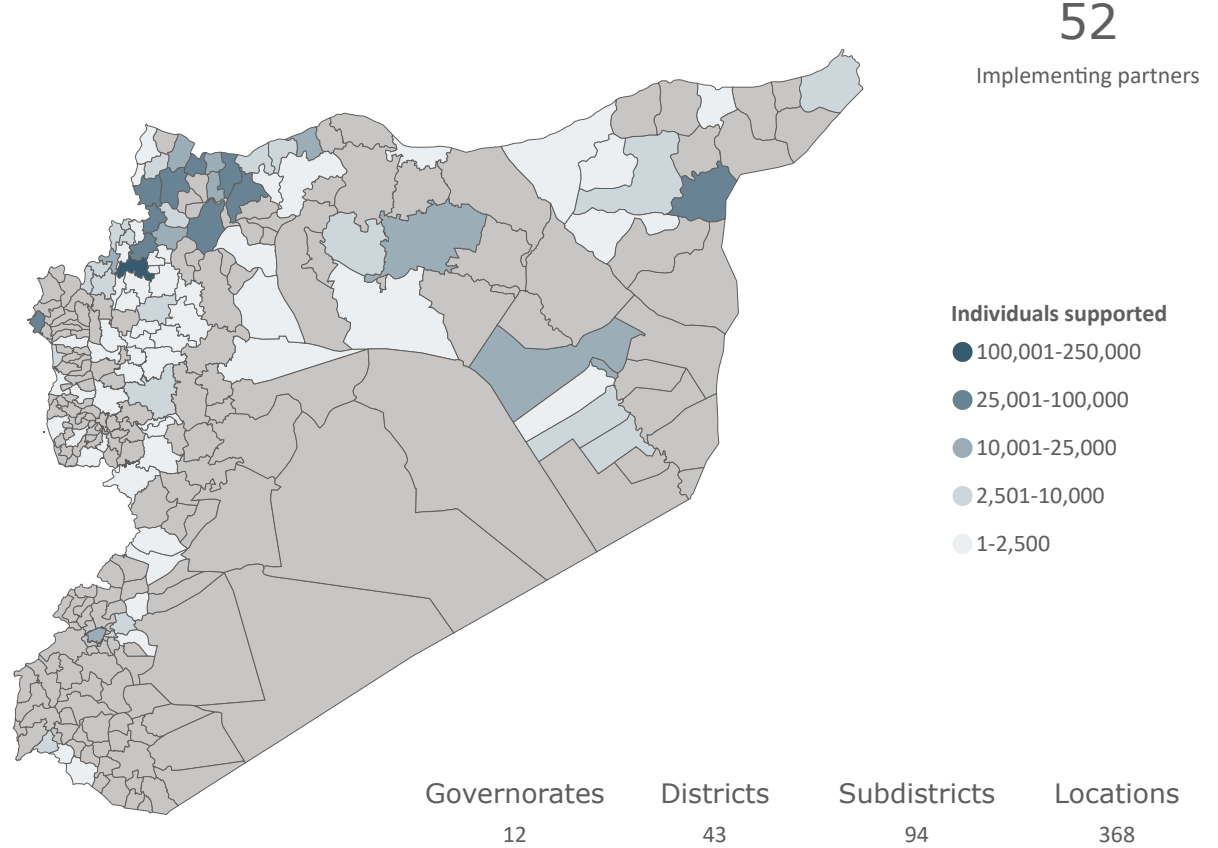
1,196,993 Supported individuals

12,074 Supported PWDs

222,070 Supported HHs

54,095 Supported FHHs

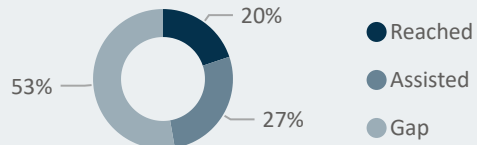
Individuals supported with core NFI response, by subdistrict



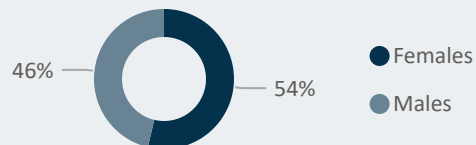
Core NFIs distributed, by governorate

Governorate	Mattresses	Sleeping mats	Carpets	High thermal blanket	Kitchen sets	Jerry cans	Plastic bucket	Solar lamps	Flash lights	Plastic sheets
Aleppo	152,856	20,447	8,557	175,572	31,195	69,465	6,002	37,132	50	68,791
Al-Hasakeh	2,528	2,190		1,909	674	1,353		594		401
Ar-Raqqa	4,067	3,487	244	3,630	1,489	2,856		1,506		1,161
Damascus	7,483	12,399		12,514	2,494	2,483	2,479	2,479	321	2,489
Dar'a	6,260	7,184	395	10,000	2,092	4,092	92	2,079	61	2,433
Deir-ez-Zor	26,832	32,214		44,720	8,942	11,542	6,342	8,942	3,087	8,942
Hama	8,074	9,693		11,255	2,235	3,494	1,000	2,235	966	2,247
Homs	4,800	7,587		8,012	1,601	3,201		1,600	1,221	1,600
Idleb	131,268	4,734	3,872	170,842	25,329	64,200		32,100	95	66,734
Lattakia	19,886	20,256		30,141	6,022	12,020	17	6,038	1,935	6,021
Rural Damascus	8,538	12,900		14,200	2,840	2,840	2,840	2,822	1,054	2,840
Tartous	2,238	2,864		3,730	746	1,492		746		746
Total	374,830	135,955	13,068	486,525	85,659	179,038	18,772	98,273	8,790	164,405

Individuals supported vs gap to target



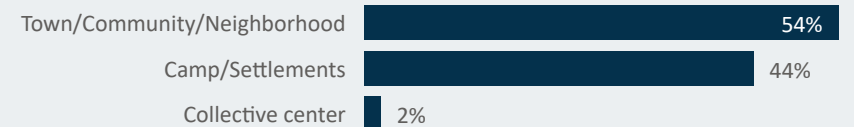
Individuals supported, by sex



Separate lines during distribution



Individuals supported, by location type



Hub: Syria, NWS XB, NES

Organization type: Non-UN agency, UN agency

Support type: Assisted, Reached

Governorate: All

Subdistrict: All

Reporting month: All

1,698,687
Supported individuals

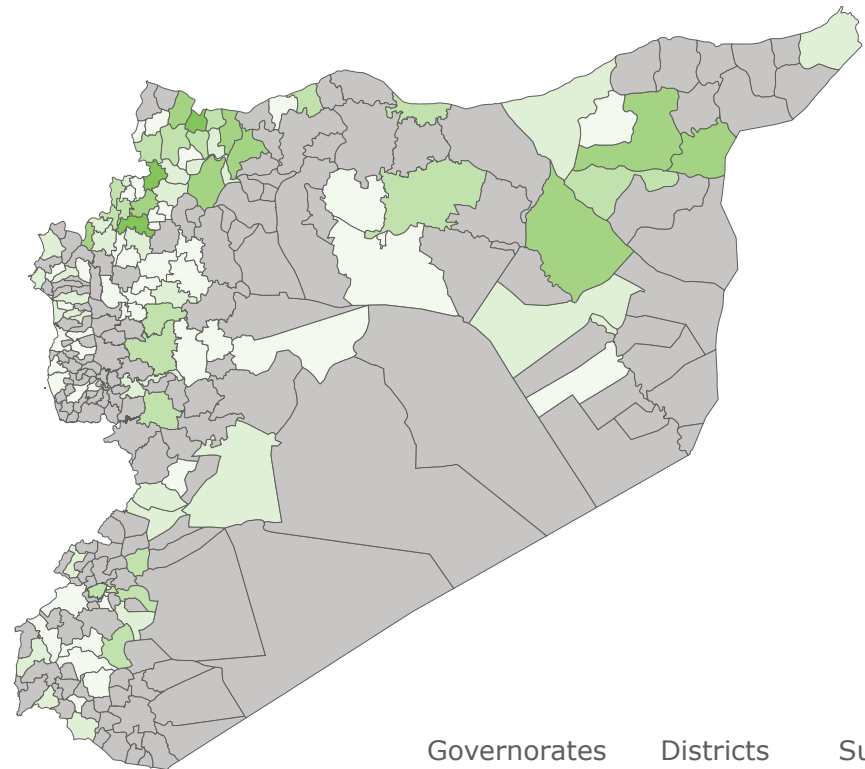
32,202
Supported PWDs

342,916
Supported HHs

56,411
Supported FHHs

Individuals supported with winter NFI response, by subdistrict

49
Implementing partners

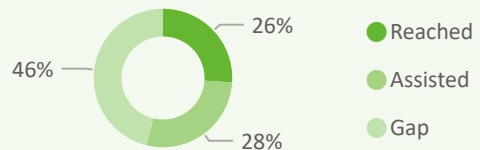


Selected winter NFIs distributed, by governorate

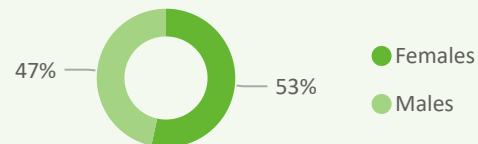
Governorate	Plastic sheets	Mattresses	Sleeping mats	Carpets	Heaters	Winter clothing kits	Winter jackets	High thermal blankets	Sleeping bags	Rubber boots
Aleppo	9,492	14,171	3,404	6,559	817	17,042	243,066	27,311		12,315
Al-Hasakeh	2,902	13,131	3,259		463	9,448	26,863	14,696	256	64,633
Ar-Raqqa	3,731	6,348	47	3,684	1,040	18	10,054	22,464	143	3,724
Damascus	400			1,439		2,400	4,800	12,000		
Dar'a	2,804	16		1,012	2,512	2,786	7,428	10,766		1,866
Deir-ez-Zor	1,876					8,067	10,186	9,380		21,039
Hama	2,228					12,228	4,656	11,140	50	
Homs	1,998			509	1,796	1,998	11,500	8,294		7,504
Idleb	7,891	16,418	4,856	676	894	8,596	288,216	24,890		
Lattakia	4,161	399	663	4,131	1,200	17,861	8,922	21,409		600
Quneitra					1,066					
Rural Damascus	1,148			1,581	132	5,248	10,496	26,240		
Tartous	501	125	109			576	1,021	2,618		
Total	39,132	50,608	12,338	19,591	9,920	86,268	627,208	191,208	449	111,681

Governorates: 13
Districts: 43
Subdistricts: 108
Locations: 357

Individuals supported vs gap to target



Individuals supported, by sex



Separate lines during distribution



Individuals supported, by location type

