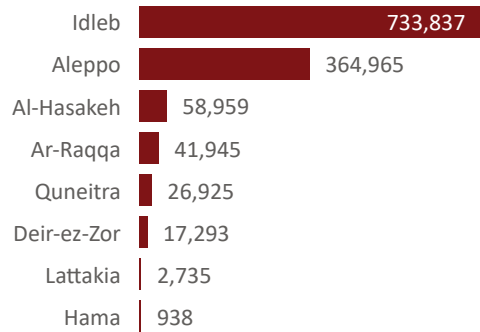
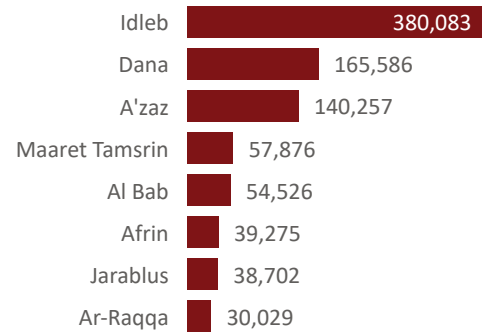


Sector: NFI Shelter
 Hub: NES NWS XB Syria
 Support type: Assisted Reached
 Governorate: All
 Subdistrict: All
 Reporting month: All

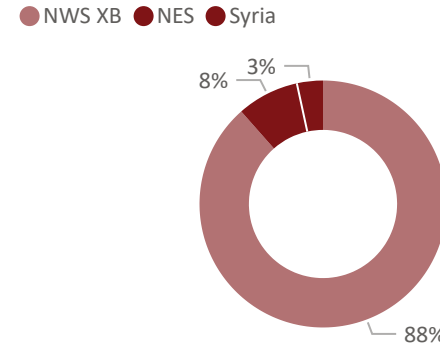
Individuals supported, by governorate



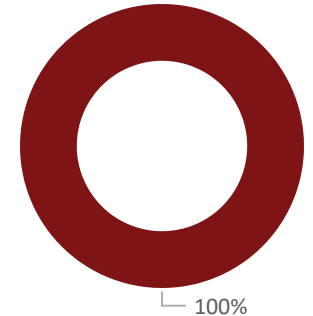
Individuals supported, by subdistrict



Individuals supported, by hub



Individuals supported, by organization type



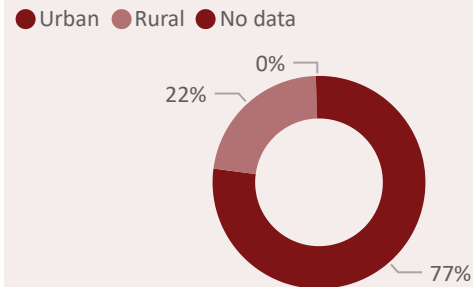
Individuals and HH supported

131,222	25,030
Shelter (ind)	Shelter (HH)
130,649	27,333
Core NFI (ind)	Core NFI (HH)
987,391	195,046
Winter NFI (ind)	Winter NFI (HH)
15,535	61,338
Total SNFI PWD	Total SNFI FHH

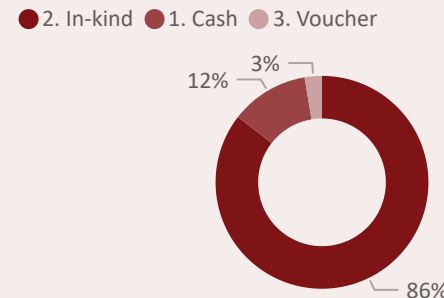
Monthly supported individuals by activity category

Activity	January	February	March
1.1 Provision of Core NFIs	77,116	39,855	13,678
1.2 Installation of new/ replacement of existing tents	7,078	3,171	13,370
1.2 Provision of Winter NFIs	320,277	488,320	178,794
1.3 Installation/ construction of transitional shelters	2,650	1,340	1,093
1.4 Implementation of HH level improvements		745	

Individuals supported, by response plan



Individuals supported, by response plan



Whole of Syria Coordination Team

Senior Coordinator:
 Bobbie Baker
 bakerb@unhcr.org
Coordination Support Officer:
 Rahul Doddi
 doddi@unhcr.org
IM Officer:
 Sardar Wali Wardak
 wardak@unhcr.org

[Whole of Syria Shelter and NFI Sector](#)

Reporting month

Month	Download
January	
February	
March	

Last updated
 25 January 2024

Hub

- NES
- NWS XB
- Syria

Governorate

All

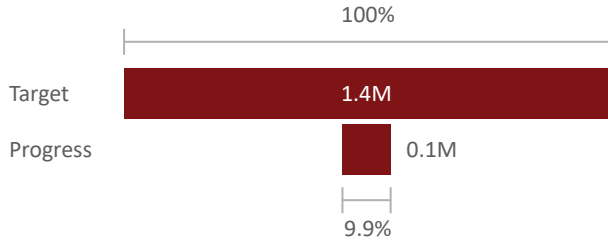
Subdistrict

All

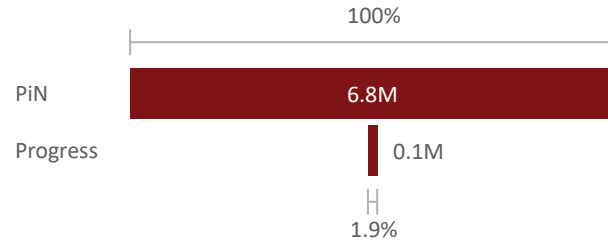
Reporting month

All

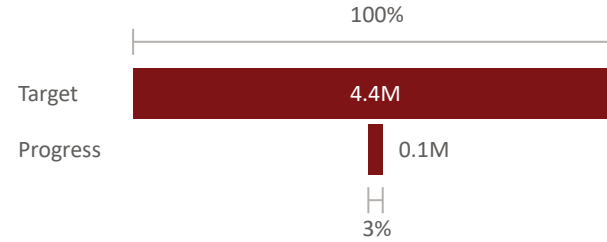
Shelter reach vs HRP target (individuals)



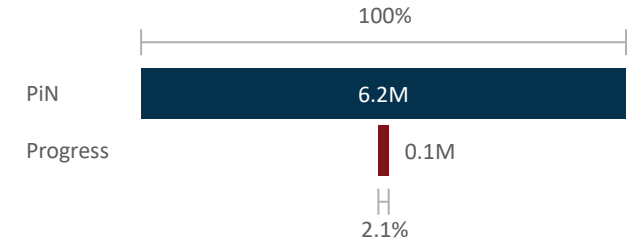
Shelter reach vs PiN (individuals)



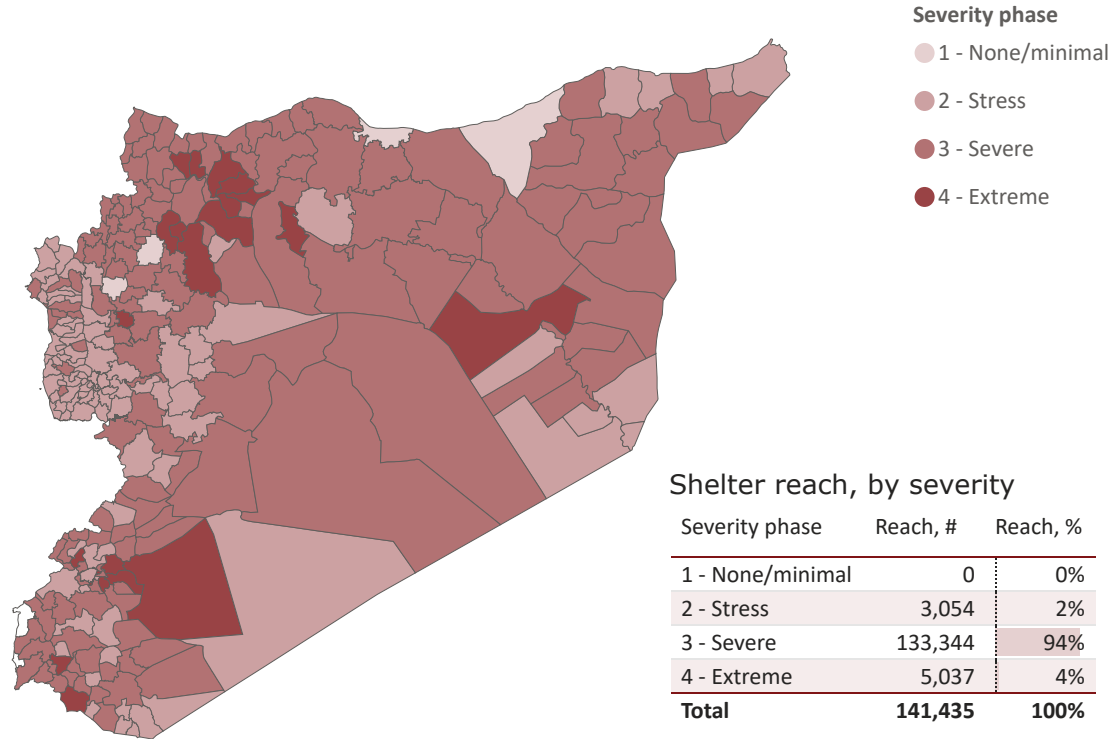
Core NFI reach vs HRP target (individuals)



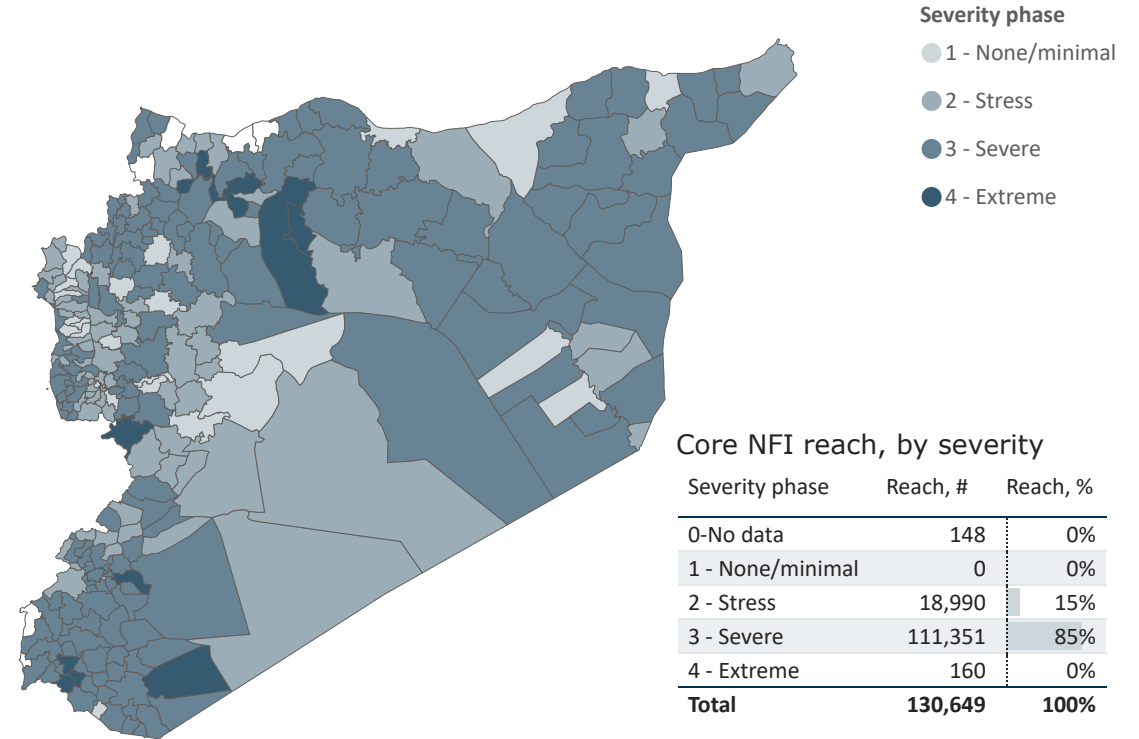
Core NFI reach vs PiN (individuals)



Shelter severity, by subdistrict



Shelter severity, by subdistrict



Hub

Support type

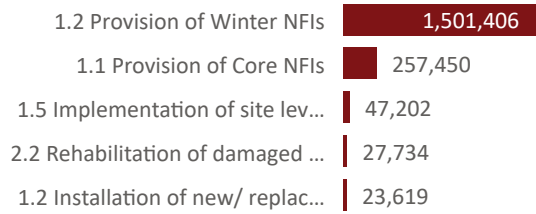
Activity

Governorate

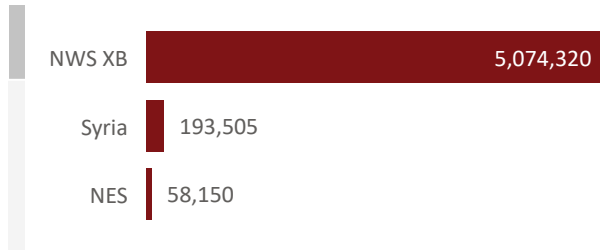
Subdistrict

Reporting month

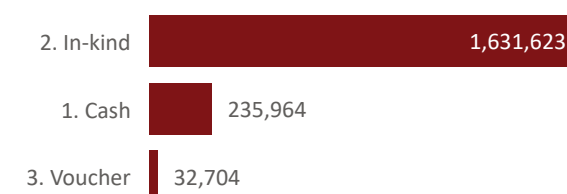
HRP activity



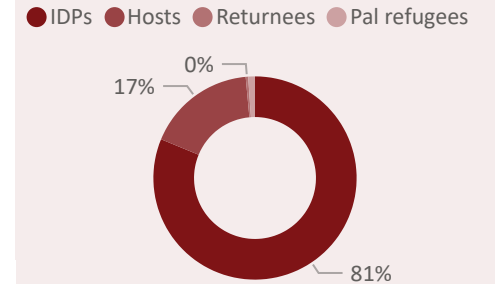
Cash distribution (USD), by hub



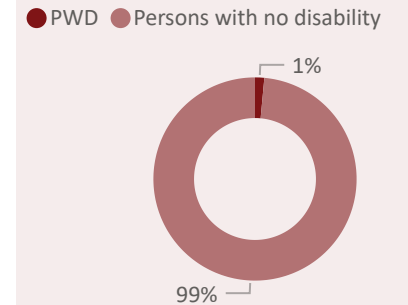
Individuals supported by delivery modality



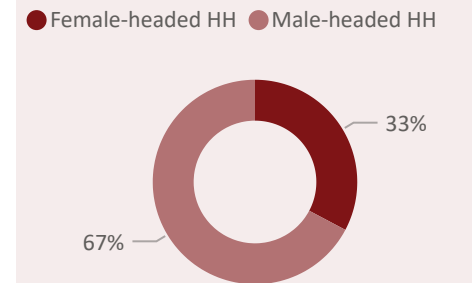
Support, by population type



Support, by PWD



Support, by head of household



Shelter and NFI support (non-unique), by response activity and month

Activity category	January	February	March	Total	
Capacity training		15		15	
2.7 Capacity building of individuals/ beneficiaries to undertake sector interventions and/ or initiatives		15		15	
Core NFI response	78,972	100,365	78,113	257,450	
1.1 Provision of Core NFIs	78,972	100,365	78,113	257,450	
Emergency shelter response	42,633	25,010	43,422	111,065	
1.2 Installation of new/ replacement of existing tents	7,078	3,171	13,370	23,619	
1.3 Installation/ construction of transitional shelters	2,650	1,340	1,093	5,083	
1.4 Implementation of HH level improvements		745		745	
1.5 Implementation of site level improvements/ infrastructure	19,700	6,462	21,040	47,202	
1.6 Rehabilitation/ adaptation of collective centres	2,268	2,736	1,183	6,187	
1.7 Distribution/ installation of emergency shelter kits/ materials	845	2,002	1,686	4,533	
1.8 Provision of cash for rent	35	72		107	
2.1 Implementation of minor repairs to damaged or unfinished housing	8,652	7,245	4,409	20,306	
2.1a Adaptations for persons with specific needs	1,044	1,064	510	2,618	
2.2a Adaptations for persons with specific needs	361	173	131	665	
Sustainable shelter response	1,023	11,956	9,561	7,815	30,355
2.1.1.3: Enhancement of tenure security agreements in conjunction with rehabilitation activities	894	401	303	1,598	
2.2 Rehabilitation of damaged or unfinished housing	11,062	9,160	7,512	27,734	
2.2b Supply and installation of HH level solar energy systems	1,023			1,023	
Winter NFI response	530,316	666,651	304,439	1,501,406	
1.2 Provision of Winter NFIs	530,316	666,651	304,439	1,501,406	
Total	1,023	663,877	801,602	433,789	1,900,291

Hub

NES NWS XB Syria

Support type

Reached

Activity

All

Governorate

All

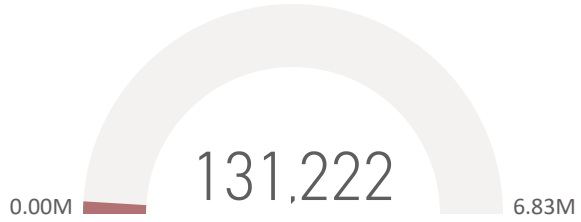
Subdistrict

All

Reporting month

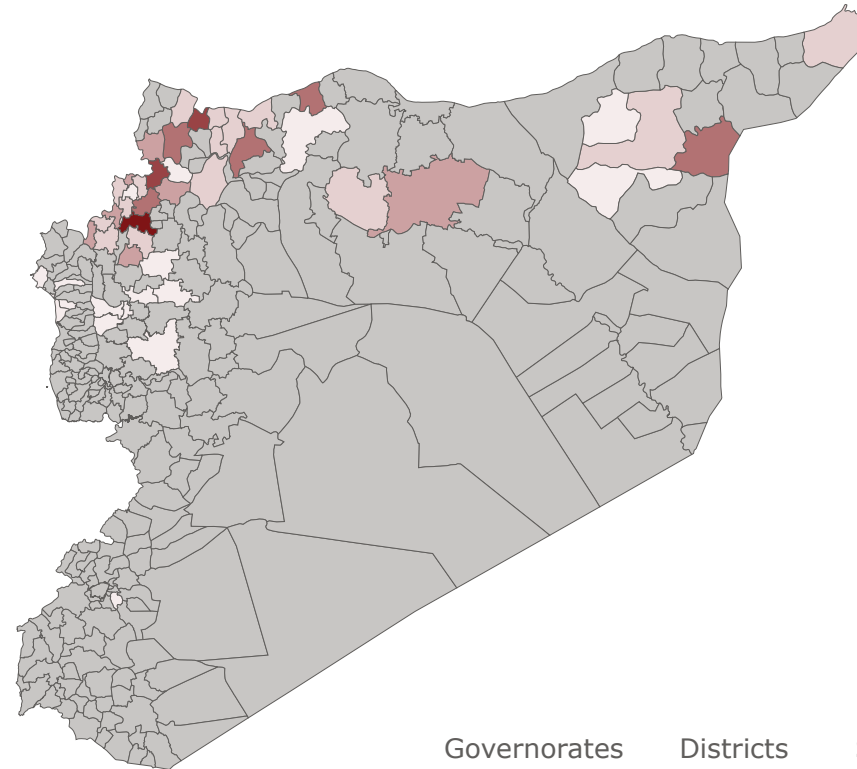
All

Individuals supported vs target vs PiN



131,222	3,356
Supported individuals	Supported PWDs
25,030	2,531
Total number of familie...	Supported FHHs

Individuals supported with shelter response, by subdistrict



43

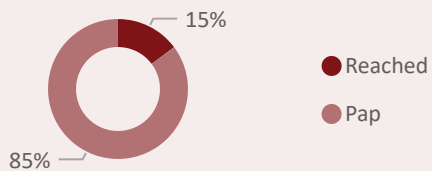
Implementing partners

Selected shelter activities provided, by governorate

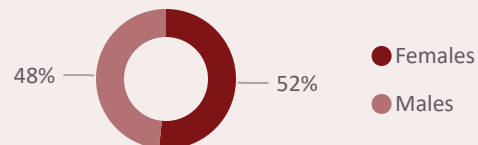
Governorate (Mohafaza)	Tents installed	Tents repaired	Community infra. rehabilitated	Emergency shelter kits provided	Houses rehabilitated
Aleppo	1953	0	0	0	0
Al-Hasakeh	686	0	0	41	0
Ar-Raqqa	282	0	0	670	0
Hama	0	0	0	0	0
Idleb	1745	0	0	0	0
Lattakia	0	0	0	0	0
Rural Damascus	0	0	0	0	0
Total	4666	0	0	711	0

Governorates 7
Districts 22
Subdistricts 47
Locations 154

Individuals supported vs gap to target



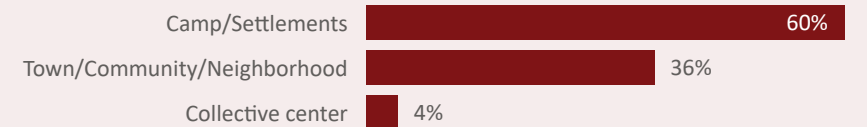
Individuals supported, by sex



Privacy for females during intervention



Individuals supported, by location type



Hub

Support type

Governorate

All

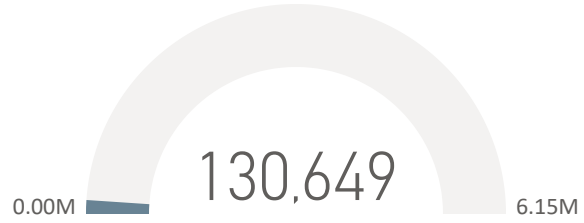
Subdistrict

All

Reporting month

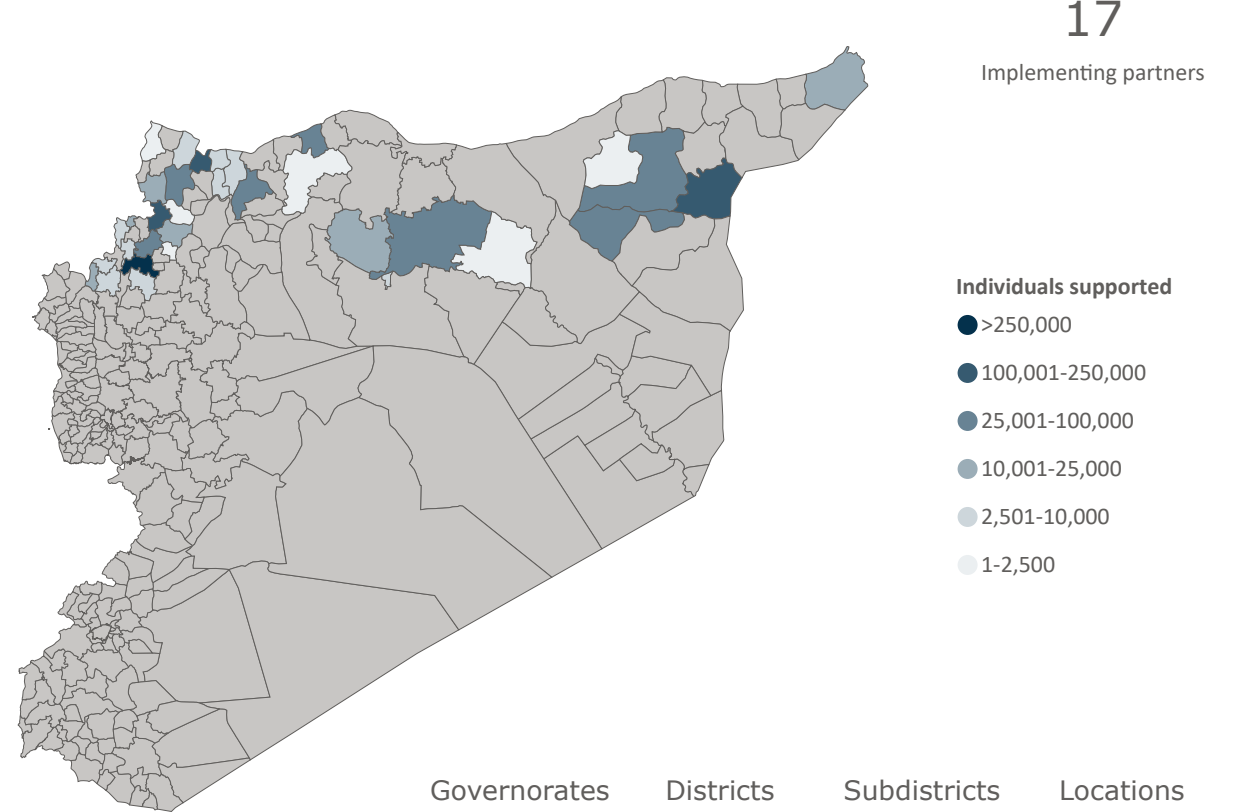
All

Individuals supported vs target vs PiN



130,649	1,575
Supported individuals	Supported PWDs
0	13,397
Supported HHs	Supported FHHs

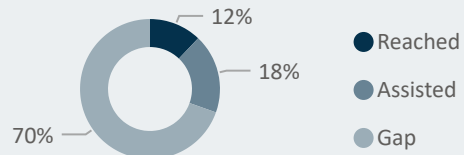
Individuals supported with core NFI response, by subdistrict



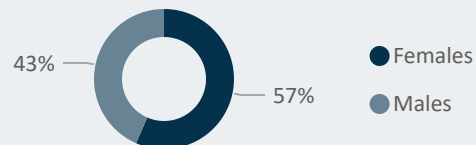
Core NFIs distributed, by governorate

Governorate (Mohafaza)	Mattresses	High thermal blanket	Sleeping mats	Carpet	Kitchen sets	Plastic bucket	Jerry cans	Solar lamps
Aleppo	2,925	7,765	9	2,524	518	10	400	205
Al-Hasakeh	47	75	15		17	30		17
Ar-Raqqa	294	605	575		49	98		49
Idleb	2,703	21,406		1,668	506		238	119
Total	5,969	29,851	599	4,192	1,090	138	638	390

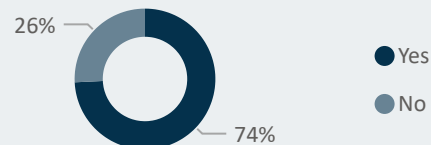
Individuals supported vs gap to target



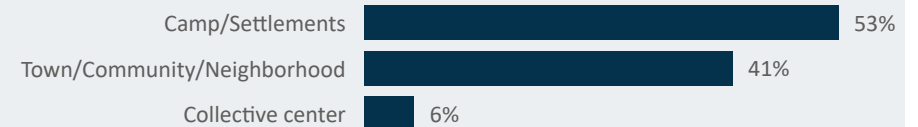
Individuals supported, by sex



Separate lines during distribution



Individuals supported, by location type



Hub

Support type

Governorate

All

Subdistrict

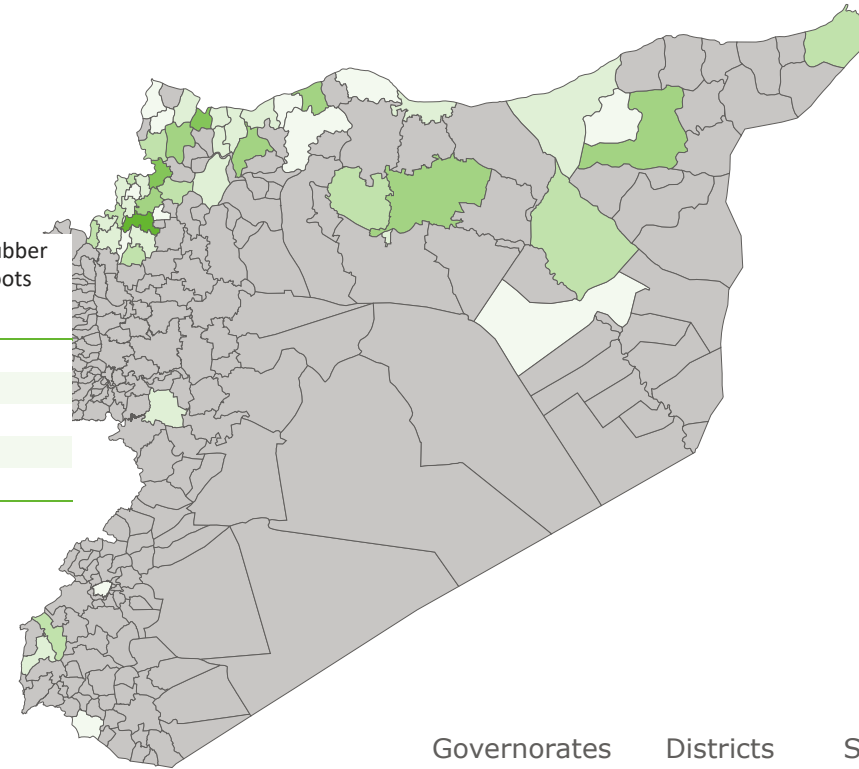
All

Reporting month

All

987,391
 Supported individuals
195,046
 Supported HHs
10,604
 Supported PWDs
45,410
 Supported FHHs

Individuals supported with winter NFI response, by subdistrict



41
 Implementing partners

Individuals supported

- >250,000
- 100,001-250,000
- 25,001-100,000
- 10,001-25,000
- 2,501-10,000
- 1-2,500

Selected winter NFIs distributed, by governorate

Governorate (Mohafaza)	Plastic sheets	Mattresses	Sleeping mats	Carpets	Heaters	Winter clothing kits	Winter jackets	High thermal blankets	Sleeping bags	Rubber boots
Aleppo	4,248	13,101			718		213145	20,374		
Al-Hasakeh						86	12730			
Ar-Raqqa	972		702		32	92	14818	2,144		
Deir-ez-Zor	5,050							15,150		
Idleb	16,886	33,479		30	817	1457	406007	41,162		
Total	27,156	46,580	702	30	1567	1635	646700	78,830		

Governorates

10

Districts

23

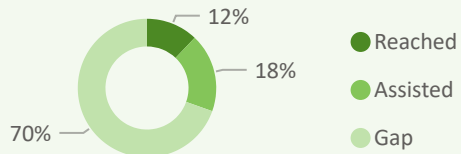
Subdistricts

48

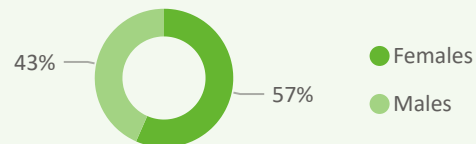
Locations

198

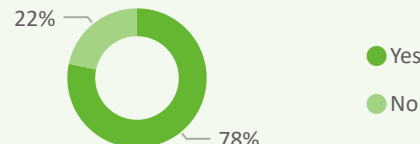
Individuals supported vs gap to target



Individuals supported, by sex



Separate lines during distribution



Individuals supported, by location type

